



**PORT OF GUAM**  
ATURIDAT I PUETTON GUAHAN  
**Jose D. Leon Guerrero Commercial Port**  
1026 Cabras Highway, Suite 201, Piti, Guam 96925  
Telephone: 671-477-5931/35 Facsimile: 671-477-2689/4445  
Website: [www.portguam.com](http://www.portguam.com)



Lourdes A. Leon Guerrero  
Governor of Guam  
Joshua F. Tenorio  
Lieutenant Governor

## REGULAR MEETING OF THE BOARD OF DIRECTORS

Jose D. Leon Guerrero Commercial Port

Tuesday, January 8, 2019

11:45 a.m.

### AGENDA

- I. CALL TO ORDER
- II. APPROVAL OF MINUTES
  1. December 27, 2018 – Regular Board Meeting
- III. PUBLIC COMMENTS:
  - a. Public Comments
  - b. Employee Comments
  - c. PAGGMA Association
- IV. GENERAL MANAGER'S REPORT
- V. OLD BUSINESS
  1. ATOSSCOM Executive Meeting
  2. Formulation of Board Committee
- VI. NEW BUSINESS
  1. Appointment of General Manager
  2. Appointment of Deputy General Managers
  3. Board Policy Memorandum No. 2007-005 – Check Signing Policy
  4. Resolution No. 2019-01 Designation of Signatories
  5. AM Insurance
  6. Creation of In-House Legal Counsel & Procurement Solicitation of Maritime Legal Services
  7. Travel Authorization Request:
    - a. CNMI Inauguration, January 14, 2019, CNMI
- VII. ADJOURNMENT



**PORT OF GUAM**

ATURIDAT I PUETTON GUAHAN

Jose D. Leon Guerrero Commercial Port

1026 Cabras Highway, Suite 201, Piti, Guam 96925

Telephone: 671-477-5931/35 Facsimile: 671-477-2689/4445

Website: [www.portguam.com](http://www.portguam.com)



Eddie Baza Calvo  
Governor of Guam

Ray Tenorio  
Lieutenant Governor

**MINUTES OF THE  
REGULAR MEETING OF THE BOARD OF DIRECTORS  
Thursday, December 27, 2018**

**I. CALL TO ORDER**

There being a quorum, the regular meeting of the Board of Directors was called to order at 11:50 a.m., Thursday, December 27, 2018. Present at the meeting were:

Francisco G. Santos, Chairman  
Oscar A. Calvo, Vice Chairman  
Melanie R. Mendiola, Board Secretary  
Maria D.R. Taitano, Member  
Nathan T. Taimanglo, Member  
Joanne M.S. Brown, General Manager  
Mr. John B. Santos, Acting Deputy General Manager, Operations  
Atty. Michael Phillips, Legal Counsel  
Atty. Darleen Hiton, Co-Counsel

Also present was AM Insurance-Angelica Perez and Port Management staff.

**II. APPROVAL OF MINUTES**

a. **November 20, 2018 – Regular Board Meeting:** Director Taimanglo made motion to approve the minutes of November 20, 2018 subject to correction. The motion was seconded by the Vice Chairman and was unanimously passed.

**III. PUBLIC COMMENTS**

- a. **Public Comments:** None.
- b. **Employee Comments:** None.
- c. **PAGGMA Association:** PAGGMA President Steven Muna mentioned that the Christmas Masquerade Ball held on December 1, 2018 was a great success and thanked the Board members for attending. Also, he stated the association is prepping for two events: Matson Adahi I Tano Program and the Super Bowl LII (53).



#### IV. GENERAL MANAGER'S REPORT

The General Manager's report was provided for Board's information. The following key item(s) are noted as follows:

1. **Final Official Visit to the Port by Governor Eddie Baza Calvo:** Port Management conducted a boat tour of Apra Harbor that took place on December 4, 2018 with Governor Eddie Calvo and Port Board members. The tour included sites of the port and its facilities from the harbor side to include port wharves, golf pier and H-wharf. Afterwards, Governor Calvo had an opportunity to meet with port employees from the Operations and Maintenance divisions at the CFS building. The Governor expressed his appreciation and thanked the port employees for their dedication and continued efforts in upgrading port facilities, strengthening port operations and continuing to move cargo for the island and the region.

2. **Status Meeting with Bond Counsel and Bond Consultant in San Francisco:** On December 11, 2018, Port management met with bond counsel and bond consultants in San Francisco, California. Focus of the meeting included status updates on the port bond initiatives implementation; clarification on windfall account, surcharge account and any possible overbalance; checking accounts and separate accounts for facility maintenance, capital improvements and cranes; and yard equipment and anticipated replacement schedule.

3. **Supreme Court of Guam Ruling on the Port Transportation, Stevedore, and Terminal Employees versus the Guam Civil Service Commission and the Port Authority of Guam:** In the case of Supreme Court Case No. CVA17-007, the Supreme Court on December 3, 2018 ruled in favor of the Port Authority of Guam. The case stemmed from a grievance filed by Transportation, Stevedore and Terminal port employees who claimed they were owed overtime compensation in excess of eight hours per day. The employees based their argument on a 1988 Port Authority Payroll Policy Memorandum No. 04-88 that "authorized and approved hours of work in excess of eight hours in a day or in excess of forty hours in a workweek to which employees are entitled for payment." However, Port management maintained a position in opposition to the employee's argument and indicated that the 2009 Port Personnel Rules and Regulations (PR&R) adopted by the Guam Legislature under Public Law 30-43 set the standard for the determination of overtime compensation. Under the PR&R, employees are compensated overtime only after their first forty hours were completed.

4. **Tropical Storm/Typhoon Man Yi:** The Port began preparations for the arrival of Tropical Storm/Typhoon Man Yi on November 20, 2018 that was anticipated to impact the island on Thanksgiving Day. Next day, COR 2 was declared in the evening; prior to, the Maintenance division began securing the buildings and any loose materials. Shipping containers were reduced to two stacks to avoid any potential damage from wind gust activity. On November 4, 2018, COR 4 was declared and fortunately there was no impact to the Port. Port operations immediately resumed normal operations.



5. **Obligation Timeline for \$10 Million TIGER Grant:** The Port received a letter dated November 30, 2018 from MARAD notifying that the \$10M TIGER Grant VIII awarded to the Port must be obligated by September 30, 2019. The grant award is for the replacement of H-Wharf structures to include adjacent and upland facilities including road repairs to Route 11. MARAD noted that the Port must meet the following requirements: 1) the Port must have its matching funds in place, 2) the Port must meet the National Environmental Protection Agency (NEPA) requirements prior to the start of construction, and 3) the grant funds must be obligated. MARAD has acknowledged that the Port has secured the matching funds by way of its bond program back in July 2018. MARAD is also aware on the status of the Port's engagement with regulatory agencies to meet the NEPA requirements and process, such as:

- Section 106 Review: Concurrence letter from Guam's State Historic Preservation Officer received on September 13, 2018
- Section 7 Consultation: Concurrence letter from U.S. Fish and Wildlife Service received on November 5, 2018
- EFH Consultation: Request for additional information from the National Marine Fisheries Service (NMFS) received on October 24, 2018

In response to NMFS, the Port has tasked its Owners Agent Engineer WSP to address those concerns. The Port anticipates a completed report by December 31, 2018 with a response to NMFS by March 31, 2019. Immediately afterwards, the Port will work with MARAD to update the Cooperative Agreement to obligate the funds.

6. **Top Lifters Funded by DOD/MARAD:** The Port is currently procuring two Taylor Machine Works Top Lifters at \$819,988.00 each for a total of \$1,639,976.00 that meet the Buy America requirements as mandated by MARAD. The bid was awarded to Morrico Equipment and the purchase order for the equipment was executed on December 6, 2018. The origin of the equipment is from the State of Mississippi with 410 days for delivery that is scheduled for January 20, 2020.

7. **Status of Bond Funded Projects:** There are three (3) separate A&E Design Services Scope that have been developed for the new Administration Building, Golf Pier, and Waterline Replacement, EQMR & Warehouse I Buildings. Once legal provides the verbiage on the request for proposal regarding non-participation of a design firm on construction management services, the Port Procurement division can move forward with the public announcement for the projects.

In addition, with regards to the MARAD funded projects for the wall repainting, barb wire replacement, electrical connection between pump house and LC-5 and pavement re-stripping, request for proposals are ready for announcement pending announcement on the Port's website.

8. **Meeting with FEMA and Senior Leaders Meeting Training Conference:** Last month, Port management met with FEMA representatives from the Movement Control Unit-3 Logistics Transportation, Alternate Territorial Coordinating Officer, State Hazard Mitigation Officer and had discussed the coordination efforts between the Port and FEMA to move cargo



during times of natural disasters to include the recent devastation experienced by Saipan and Tinian as a result of Typhoon Yutu. Other meetings were held with FEMA officials from the Disaster Emergency Communication and Communication Integration Branch to further discuss the Port's internal/external communication capabilities during time of natural or manmade disaster. The Senior Leaders Meeting Training Conference took place on November 28-29, 2018 of which management and staff attended.

9. **PUC Hearing on Petition for Marina User Fee Rate Change:** The Public Utilities Commission has scheduled a hearing for the Port's petition on the marina user fee rate change this evening. Management and staff will be in attendance.

10. **Interim Tariff Rate for Gregorio D. Perez Marina Coin-Operated Washdown Machine:** On October 30, 2018, the Board authorized an interim rate (authorized in the Port Terminal Tariff) for the Gregorio D. Perez Marina coin-operated washdown machine. The Port marina users were given notice on November 1, 2018. The interim rates will be in effect for a period of six months. During this time, the Port will file a rate petition to the Public Utilities Commission to establish formal rates. The effective date for the operational use of the coin-operated washdown machine is January 7, 2019 which is limited to the washdown of boats and trailers. Washing of vehicles and any other uses is prohibited.

11. **Meeting with Congresswoman Madeleine Bordallo:** Port Management met with Congresswoman Madeleine Bordallo on December 3, 2018 to extend an appreciation for all her assistance that she has provided to the Port during her tenure as Congress. Congresswoman Bordallo actively supported the Port's initiative to upgrade and improve its facilities; and provided a letter for support for the Port's application for the TIGER grant for the rehabilitation of H-Wharf. Congresswoman Bordallo will be stepping down after eight consecutive terms with sixteen years of service to the Port and the island.

12. **Meeting with Leon Guerrero/Tenorio Transition Team Subcommittee on Transportation:** Port Management met with the Leon Guerrero/Tenorio Transition Team Subcommittee on Transportation on December 6, 2018. A general overview was provided that included the port operations, infrastructure, anticipated projects, ongoing projects, port capabilities and status of bond financing projects. Response to questions were addressed related to operations, equipment maintenance, wharf inspections, finances, personnel capacity and projected future issues that were noted for reference.

13. **Progress Continues on Container Yard Asphalt Concrete Pavement and Fire Hydrant Valve Repairs:** Phase I of the container yard asphalt concrete pavement project that encompasses Area N and O in the port yard was repaved and stripped in late November 2018. The contractor is currently working on repairs to Phase II that includes Area P and Q. Once completed, additional repairs will be made on the reefer area and locations closer to the wharves.

14. **Mold Discovered at the Newly Reconstructed Safety Office:** Port maintenance removed the wall boards in a section of the Safety office after Safety employees expressed concern about mold exposure and a foul odor emitting from the walls. Seven (7)

employees in the office were immediately sent to Guam Memorial Hospital for evaluation. It was determined that the cause of the moisture in the walls and floor tiles was a result of condensation from an oversized 18K BTU air-con unit in a 10’x19’ affected Safety office. Other contributing factors were the pump for the interior office malfunctioned, which leaked and the connecting pipe had not been insulated as well as having the temperature at a continuous low of 62 degrees. The Port is currently procuring services to have the mold tested and address the cleanup and restoration of the affected room.

15. **Port Donation to Saipan Recovery Efforts from Typhoon Yutu:** The Port Authority aided in the Saipan recovery efforts from Typhoon Yutu by taking up personal collection efforts from port employees that resulted in providing nine (9) pallets of water to Saipan Stevedores and the Commonwealth Port Authority

## V. OLD BUSINESS

1. **Formulation of Board Committee:** Tabled, until the next meeting.

## VI. NEW BUSINESS

1. **H-Wharf Rehabilitation Project:** As earlier addressed in the General Manager’s report, the General Manager mentioned that in order to continue with the permitting process for the rehabilitation of H-Wharf project that an expanded environmental work is required. Therefore, request is being made for the Board to approve the amount of \$153,650.00 for the following:

<b>Task Order No. 3 (Subtask)</b>	<b>Total</b>
Project Management & Coordination	\$32,897.00
NOAA Essential Fish Habitat Consultation	\$29,600.00
USACE Compensatory Mitigation Plan	\$9,422.00
Section 401 Water Quality Certification	\$4,469.00
Federal Wildlife Coordination	\$4,469.00
Section 106 National Historic Preservation Act Coordination	\$53,867.00
Additional Permitting Activities	\$33,733.00
Price Adjustment to cover AMEC Non-Performance Issue	(\$14,807.00)
<b>Total:</b>	<b>\$153,650.00</b>

Director Taitano made motion to approve and authorize management to use the Bond funds earmarked for Contingencies in the amount of \$153,650.00 to fund the additional NEPA requirement for the H-Wharf project. The motion was seconded by Director Taimanglo and was unanimously approved.



2. **Travel Authorization Request:**

- a. APP Winter Conference, January 23-25, 2019, Lahaina, Hawaii.
- b. ATOSSCOM Executive Meeting, February 18-22, 2019, Pohnpei.
- c. Lifesavers National Conference on Highway Safety Priorities, March 30 – April 3, 2019, Louisville, Kentucky.

Director Mendiola made motion to approve the travel authorization request as presented for port officials to attend or as otherwise designated by the General Manager, seconded by Director Taimanglo. Motion was unanimously approved.

Without objections, and with the transition of the newly-elected Governor/Lt. Governor, the Chairman expressed on behalf of the Board members, a gratitude of appreciation to the General Manager during her tenure at the Port Authority of Guam. He mentioned that she has performed a tremendous job in moving the port forward. The Vice Chairman shared the same sentiments and expressed that the General Manager has proven herself, is very thorough with her report to the Board members and that she will surely be missed. The General Manager thanked the Board members and mentioned that her achievement and success is made possible through the support and effort of the port employees as well as the Board and port legal counsel. She said next week January 4, 2019 she will step down and retire.


## VII. ADJOURNMENT

There being no further business to discuss, it was moved by Director Taitano and seconded by Director Mendiola to adjourn the meeting at 12:30 p.m. The motion was unanimously passed.



MELANIE R. MENDIOLA, Board Secretary  
Board of Directors

APPROVED BY:



FRANCISCO G. SANTOS, Chairman  
Board of Directors



**FEDERAL GRANT/LOANS & LOCAL FUNDING PROGRAMS**  
**FY2018 Port Modernization Plan**  
**Grant Strategy - Monthly Update**

January 4, 2019

Summary Sheet of Funding/Financing

Port Modernization	Approved Amount	Expenditures	Remaining Balance	NOTES
Modernization	\$ 13,744,530.00	\$ -	\$ 13,744,530.00	\$2.8M MARAD   \$10M US DOT TIGER GRANT H-Wharf   \$900K OEA
Security	\$ 2,293,135.00	\$ 1,012,070.50	\$ 1,281,064.50	Port Security Grants
Marinas	\$ 566,006.60	\$ 35,776.40	\$ 530,230.20	BLG Tier I   Sport Fish Restoration
Port Police	\$ 15,000.00	\$ -	\$ 15,000.00	Section 402 Highway Safety Funds
<b>Grand Totals:</b>	<b>\$ 16,618,671.60</b>	<b>\$ 1,047,846.90</b>	<b>\$ 15,570,824.70</b>	

Applications Pending	Requested Amount	NOTES
Port Police	\$ 20,000.00	DPW Office of Highway Safety
<b>Grand Totals:</b>	<b>\$ 20,000.00</b>	



**PORT AUTHORITY OF GUAM - FEDERAL GRANT FUNDING PROGRAMS**  
Friday, January 04, 2019

**1. Port Modernization**

ITEM	GRANT #	PROJECT NAME	Federal or Local Agency	Notice to Proceed	% Completed	Award Date / End Date	Award Amount	Draw Down Submitted	Remaining Balance	STATUS:
FY2010-01 FY2018-01	Port Enterprise Fund	1. Guam Commercial Port Improvement Program COMPLETE 2. Port of Guam Construction Deficiencies and Equipment Purchases	DoD to DOT Maritime Administration (MAARAD)	9/22/2010 6/18/2018	0.0%	9/22/2010 - 6/18/2018 - 12/31/2018	\$ 2,844,530.00	\$ -	\$ 2,844,530.00	Purchase Order for the acquisition of 2 top lifters has been issued to Morocco. Other projects SOW are complete and ready for announcement.
FY2016-01	DTMAAG161600007	Rehabilitation of "H" Wharf	US DOT Maritime Administration (MAARAD)		0.0%	7/29/2016	\$ 10,000,000.00	\$ -	\$ 10,000,000.00	Status Quo. Updates to design completed by WSP. Ongoing permit review and updates by local & federal regulatory agencies. Additional archeological survey has been requested by SHPO and coordination for this service is ongoing.
FY2018-02	GR882-18-01	Owner's Agent Engineer Support Services	Office of Economic Adjustment (OEAA) DoD		0.0%	05/01/2018 - 12/31/2019	\$ 900,000.00	\$ -	\$ 900,000.00	TO 7 work is ongoing.
<b>GRAND TOTAL GRANTS FOR MODERNIZATION:</b>							\$ 13,744,530.00	\$ -	\$ 13,744,530.00	0.0%

**II. SECURITY**

ITEM	GRANT #	PROJECT NAME	Federal or Local Agency	Notice to Proceed	% Completed	Award Date / End Date	Award Amount	Draw Down Submitted	Remaining Balance	STATUS:
FY2015-01	EMW-2015-PU-00261	Maintenance and Sustainment Contract for the Port Command Center Port-Wide CCTV and Access Control Systems	FEMA Port Security Grant Program	30-Sep-15	100.0%	09/01/2015 - 08/31/2018	\$ 178,070.00	\$ 178,070.00	\$ 0	Project completed. No maintenance/sustainment agreement in place. New agreement will be processed through GSA.
FY2015-02	EMW-2015-PU-00261	Upgrade and Refurbishment of Existing Damaged Security Light Poles and Fixtures at Strategic Port Locations	FEMA Port Security Grant Program	30-Sep-15	99.9%	09/01/2015 - 08/31/2018	\$ 317,827.00	\$ 317,833.90	\$ 473.10	Project completed.
FY2015-01	FEMA Hazard Mitigation Assistance Grant Program	PAG Warehouse 1 Hardening Project	FEMA Hazard Mitigation Program		100.0%	08/25/2016 - 03/31/2018	\$ 75,629.00	\$ 75,629.00	\$ 0	Project completed.
FY2016-01	EMW-2016-PU-00523-501	Acquisition & Installation of Additional Cameras at Strategic Port Facilities.	FEMA Port Security Grant Program		0.0%		\$ 174,849.00	\$ -	\$ 174,849.00	Status Quo. Police Division is aware of grant end date; procurement process requirements being compiled by Port Police.
FY2016-02	EMW-2016-PU-00523-501	Upgrade & Refurbishment of Existing Damaged Security Light Poles at Strategic Port Locations	FEMA Port Security Grant Program		81.7%		\$ 475,011.00	\$ 387,867.60	\$ 87,143.40	Project ongoing.
FY2017-01	EMW-2017-PU-00177-501	Refurbishment and Hardening of Load Center Buildings Housing Prime Power Generators	FEMA Port Security Grant Program	9/18/2017	0.0%	09/01/2017 - 08/31/2020	\$ 384,469.00	\$ -	\$ 384,469.00	Status Quo. SOW has been completed. Per Engineering Division, requisition will be entered on or before Dec. 2018.
FY2017-02	EMW-2017-PU-00177-501	Maintenance and Sustainment Contract for Prime Power Generators	FEMA Port Security Grant Program	9/18/2017	0.0%	09/01/2017 - 08/31/2020	\$ 179,550.00	\$ -	\$ 179,550.00	Procurement ongoing. Announcement anticipated to be early Jan. 2019
FY2017-03	EMW-2017-PU-00177-501	US Coast Guard Multi Agency National Association of State Boating Law Administrators (NASBLA) Training for Port Police	FEMA Port Security Grant Program	9/18/2017	94.5%	09/01/2017 - 08/31/2020	\$ 56,250.00	\$ 53,150.00	\$ 3,100.00	Project completed.
FY2018-01	EMW-2018-PU-00441-501	Replacement CCTV System Existing Analog Cameras with Digital IP Cameras	FEMA Port Security Grant Program		0.0%	09/01/2018 - 8/30/2021	\$ 160,867.00	\$ -	\$ 160,867.00	Grant Adjustment Notice has been received by the Port releasing the hold on the funds. Port can now move forward with procurement of service.
FY2018-02	EMW-2018-PU-00441-501	IDEN Technology Redundant Interoperable Communications System Monthly Service	FEMA Port Security Grant Program		0.0%	09/01/2018 - 8/30/2021	\$ 94,944.00	\$ -	\$ 94,944.00	Grant Adjustment Notice has been received by the Port releasing the hold on the funds. Port can now move forward with procurement of service.
FY2018-03	EMW-2018-PU-00441-501	Maintenance and Sustainment Contract for FEMA-acquired ASKE Z8V Backscatter X-Ray Van	FEMA Port Security Grant Program		0.0%	09/01/2018 - 8/30/2021	\$ 195,669.00	\$ -	\$ 195,669.00	Grant Adjustment Notice has been received by the Port releasing the hold on the funds. Port can now move forward with procurement of service.
<b>GRAND TOTAL FOR SECURITY:</b>							\$ 2,293,135.00	\$ 1,012,070.50	\$ 1,281,064.50	43.3%

III. MARINAS

ITEM	GRANT #	PROJECT NAME	Federal or Local Agency	Notice to Proceed	% Completed	Award Date / End Date	Award Amount	Draw Down Submitted	Remaining Balance	STATUS:
FY2014-03	F14AF00191	Renovation of the Guam Harbor of Refuge Phase 2 - A/E Design, Repairs to Mooring, Acquisition of Pump out system & Shelter/Housing	DOJ/F&WS/Dept. of Ag/DAWR	Pending Approval of Revised MOU	26.1%	10/26/2013 - 9/30/2019	\$ 56,484.60	\$ 14,795.40	\$ 41,719.20	Grant Amount Adjusted to \$56,484.60 as indicated on MOU. Revised MOU was reviewed by PAG legal counsel. DOAG will process MOU and obtain all the necessary signatures.
FY2015-01	F15AF00261	Harbor of Refuge Moorage Repairs - Phase 3	DOJ/F&WS/Dept. of Ag/DAWR	Pending Approval of Revised MOU	0.0%	11/1/2015 - 9/30/2019	\$ 200,000.00	\$ -	\$ 200,000.00	Revised MOU was reviewed by PAG legal counsel. DOAG will process MOU and obtain all the necessary signatures.
FY2017-01	F17AF00486	Harbor of Refuge Moorage Repairs - Phase 4	DOJ/F&WS/Dept. of Ag/DAWR	Pending Approval of MOU	0.0%	10/1/2017 - 9/30/2019	\$ 200,000.00	\$ -	\$ 200,000.00	Revised MOU was reviewed by PAG legal counsel. DOAG will process MOU and obtain all the necessary signatures.
FY2018-02	F18AF00566	Agri Marina Demolition of Dock B	DOJ/F&WS/Dept. of Ag/DAWR	10/11/2018	19.2%	6/1/2016 - 9/30/2019	\$ 109,522.00	\$ 21,011.00	\$ 88,511.00	Pending \$10,500.00 in reimbursement from DOAG. NTP issued by F&WS and DOAG/DAWR on 10/11/2018. Permits being obtained at local and federal regulatory agencies by contractor.
GRAND TOTAL FOR MARINAS:							\$ 566,006.60	\$ 35,776.40	\$ 530,230.20	

IV. PORT POLICE HIGHWAY SAFETY

ITEM	GRANT #	PROJECT NAME	Federal or Local Agency	Notice to Proceed	% Completed	Award Date / End Date	Award Amount	Draw Down Submitted	Remaining Balance	STATUS:
FY2019-01	Project Number: PT19-03-03PPD	Port Police - Section 402 Highway Safety Funds - Operation A'dai He Hilo (Watch Out!)	Department of Public Works/Office of Highway Safety	Pending	0.0%	10/12/2018 - 9/30/2019	\$ 15,000.00	\$ -	\$ 15,000.00	Pending Notification to Proceed (NTP) from OHS.
GRAND TOTAL FOR HIGHWAY SAFETY:							\$ 15,000.00	\$ -	\$ 15,000.00	

V. OTHER - POTENTIAL FUTURE GRANTS

ITEM	POTENTIAL FUTURE GRANTS	PROJECT NAME	Federal or Local Agency	COMMENTS	PAG Estimated Cost Share/Matching	Federal Cost Share	Total Amount	STATUS:
FY2019-01	Submitted to DRW OHS	Port Police - Section 402 Highway Safety Funds - Operation A'dai He Hilo (Watch Out!)	Department of Public Works/Office of Highway Safety		\$ -	\$ 20,000.00	\$ 20,000.00	Submitted to Department of Public Works Office of Highway Safety on April 13, 2018. Subject for review and approval.
Potential Future Grants:					\$ -	\$ 20,000.00	\$ 20,000.00	





**PORT OF GUAM**

*ATURIDATI PUETTON GUAHAN*

**Jose D. Leon Guerrero Commercial Port**

1026 Cabras Highway, Suite 201, Piti, Guam 96925

Telephone: 671-477-5931/35 Facsimile: 671-477-2689/4445

Website: [www.portguam.com](http://www.portguam.com)



Eddie Baza Calvo  
Governor of Guam

Ray Tenorio  
Lieutenant Governor

## **FINANCE-YTD- October 2018**

Financial Highlights

Income Statement

Balance Sheet

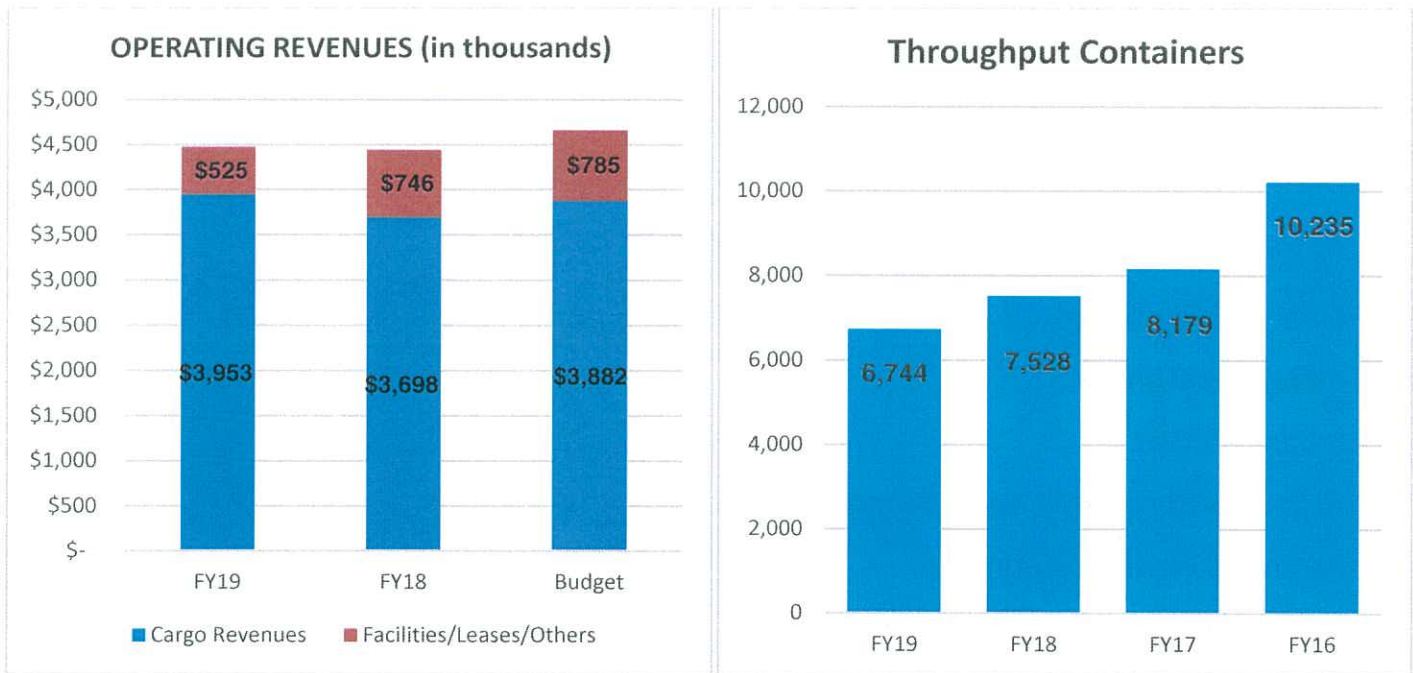
Accounts Receivable Aging Summary Report

Accounts Payable Summary

Budget Lift/Transfer Monthly Activities

## Financial Highlights – YTD October FY2019

### Operating Performance:



Total Operating Revenues as of October 2018 was \$4.5 million, which consist of \$4.0 million in cargo revenues and \$525 thousand in Facilities, Leases, and Other Services.

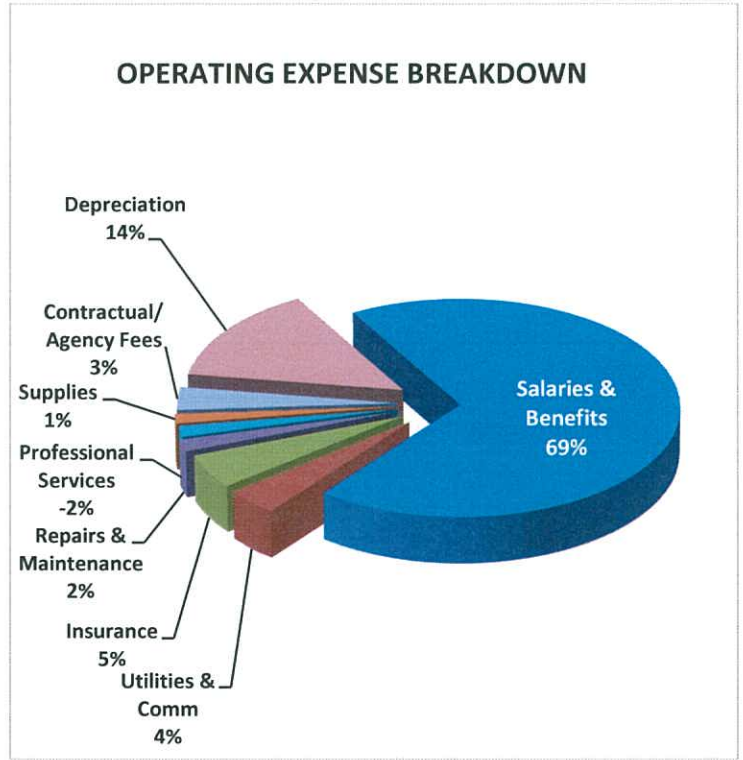
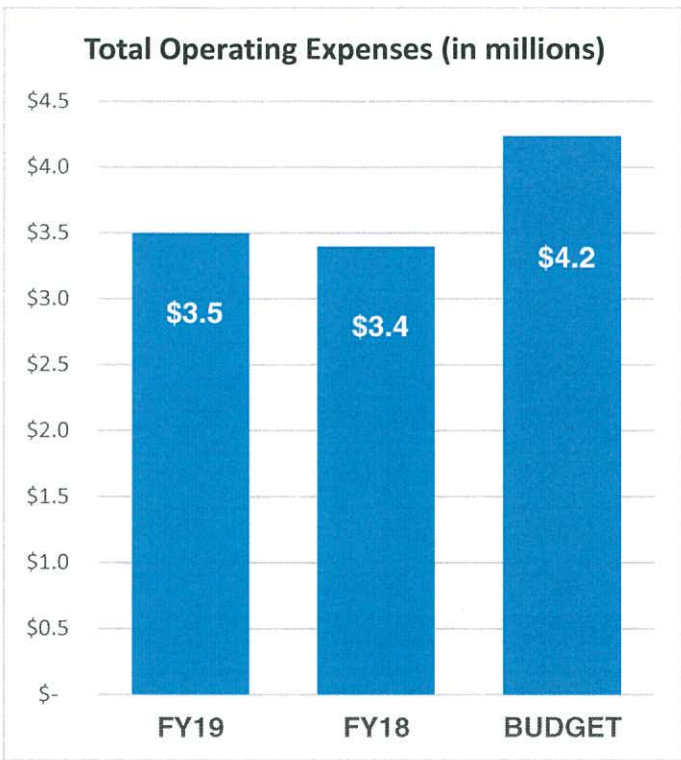
FY19 YTD cargo revenue is 7% higher than last year's total (\$3.7 mil) and 2% higher than Budget (\$3.9 mil).

FY19 YTD Facilities, Leases, and Other Services is 30% lower than last year's total (\$746K) and 33% lower than budget (\$785K).

Overall Operating Revenues as of October is 1% higher than last year's year to date (\$4.4 mil) and 4% lower than budget (\$4.7 mil).

Total number of containers handled as of October 2018 was 6,744 which is 10% lower compared to last year October 2017 total.





Total Operating Expenses as of October 2018 was \$3.5 million, which is 17% lower than Budget (\$4.2 mil) and 3% higher than last year's total operating expenses (\$3.4 mil).

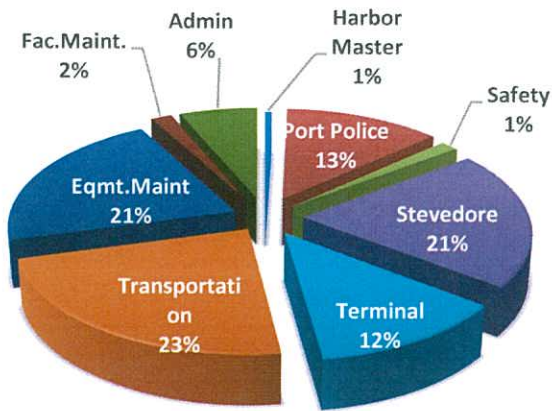
Total Overtime as of October was \$159 thousand which is 9% lower than last year October (\$176K). Direct Labor Revenue as of October was \$256 thousand, which is 20% lower than last year and 16% lower than budget. Direct Labor charges are for services performed by Port employees under special service request and differentials under the throughput service.

Below is the breakdown of overtime for each division/section for FY19 and FY18 as of October:

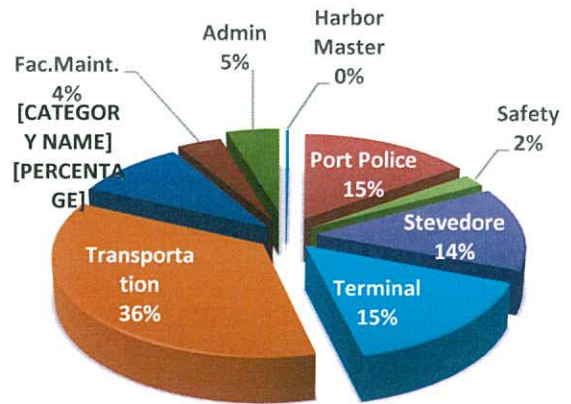
Section	FY18	FY17	Budget	OT Revenue
Harbor Master	826	396	7,000	0
Port Police	20,318	26,209	300,000	4,184
Safety	2,291	3,489	10,000	0
Stevedore-Cargo Handling	32,995	23,933	240,000	32,547
-Rigger	128	117	10,000	267
Terminal	19,909	27,069	288,000	19,678
Transportation-Superintendent	9,106	6,999	81,000	0
-Crane Operator	8,678	15,397	150,642	2,137
-Equipt Operator	17,194	37,488	401,000	13,376
-Dispatcher	1,525	2,771	30,000	0
Maint.-Crane Maint.	9,131	9,283	115,000	0
-Preventive Maint.	15,518	0	75,000	0
-Fleet Maint.	4,210	0	10,000	0
-Welders	4,536	7,625	50,000	0
Facility Maint.-Building	1,643	3,509	15,000	0
-Janitorial	1,022	0	5,000	0
-Elect./Refr.	0	3,250	60,000	0
Administration	0	0	0	0
Finance	1,516	7,249	20,000	0
Human Resources	1,757	547	3,000	0
Engineering	4,434	0	30,000	0
Procurement	0	0	3,000	0
Information Technology	2,140	422	35,000	0
TOTAL	158,877	175,753	1,938,642	72,189



### FY19 OT



### FY18 OT



Year to date Operating Revenues minus the Year to date Operating Expenses resulted to an Operating Income of \$979 thousand as of October 31, 2018.

Non-Operating Revenues and Expenses consist of the following: \$239 thousand -Retirement contribution for COLA, Supplemental and Medical/Dental/Life Insurance expenses and \$127k Interest Income. The net total of non-operating expenses and revenues as of October is a negative \$108 thousand.

The Total Net Income as of October is \$870 thousand.

**Accounts Receivable Trade (net)** as of October 31, 2018 was \$5.4 million.

Aging Status is as follows: 80% - Current, 12% - over 30 days, 4% - over 60 days, 1% - over 90 days and 3% - over 120 days.

**Accounts Payable Trade** as of October 31, 2018 is \$4.2 million which is 137% higher than last year's ending balance of \$1.8 million.

Port Authority of Guam  
Income Statement  
With Budget Comparison (Unaudited)  
1 Months Ending 10/31/18

Current Month	Actual	%	Last Year	Actual	%	Budget	%	Chng		Year to Date		Last Year to Date		%	Chng	Budget	%	Chng
										Actual	%	Actual	%					
1,572,760	189,832	4.2%	1,438,191	178,571	4.0%	1,610,211	32.4%	-2%	CT-CHASSIS	1,572,760.07	35.1%	1,438,191	32.4%	9.4%	1,610,211	-2%		
207,956	15,46	0.0%	140,715	577	0.0%	1,808	0.0%	-14%	CT-GROUND	189,832.48	4.2%	178,571	4.0%	6.3%	198,376	-4%		
84,348	4,637	0.1%	19,307	2,061	0.0%	8,022	0.4%	-42%	CT-BREAKBULK	207,956.98	4.6%	140,715	3.2%	47.8%	105,427	97%		
15,752	613	0.0%	11,612	12,049	0.3%	12,049	0.3%	31%	CT-UNITIZED	15,46.40	0.0%	577	0.0%	167.8%	1,808	-14%		
2,082,004	2,082,004	46.5%	1,855,982	1,855,982	41.8%	1,985,416	41.8%	5%	CT-TUNA	84,347.82	1.9%	64,947	1.5%	29.9%	46,478	81%		
		0.0%			0.0%		0.0%	0%	CT-RO/RO	4,636.72	0.1%	19,307	0.4%	-76.0%	8,022	-42%		
		0.0%			0.0%		0.0%	0%	CT-STUFFING/DEVAN	4,560.28	0.1%	2,061	0.0%	121.2%	2,897	57%		
		0.0%			0.0%		0.0%	0%	CT-HEAVYLIFT	612.74	0.0%		0.0%	0.0%	148	314%		
		0.0%			0.0%		0.0%	0%	CT-LONGLENGTH	15,751.76	0.4%	11,612	0.3%	35.6%	12,049	31%		
		0.0%			0.0%		0.0%	0%	OUT-OF-GAUGE CARGO (00G)									
		0.0%			0.0%		0.0%	0%	CARGO THROUGHPUT REVENUES	2,082,004	46.5%	1,855,982	41.8%	12.2%	1,985,416	5%		
		0.0%			0.0%		0.0%	0%	OTHER CARGO RELATED REVENUES									
		0.0%			0.0%		0.0%	0%	LIFT ON/LIFT OFF									
		0.0%			0.0%		0.0%	0%	PRESLUNG									
		0.0%			0.0%		0.0%	0%	EXPORT SCRAP CONTAINER	170,862	3.8%	256,925	5.8%	-33.5%	264,662	-35%		
		0.0%			0.0%		0.0%	0%	TRANSSHIP CONTAINERS	35,858.54	0.8%	23,601	0.5%	51.9%	26,145	37%		
		0.0%			0.0%		0.0%	0%	OVERSTOWED CONTAINERS	5,803.24	0.1%	155	0.0%	-100.0%	497	-100%		
		0.0%			0.0%		0.0%	0%	SHIFTED CONTAINERS	11,071.20	0.2%	10,281	0.2%	7.7%	3,959	46.6%		
		0.0%			0.0%		0.0%	0%	RIGGED CONTAINERS	256,151.50	5.7%	320,726	7.2%	-20.1%	304,027	-16%		
		0.0%			0.0%		0.0%	0%	REFEER CNTR-PLUG/UNPLUG	24,626.99	0.5%	11,721	0.3%	110.1%	21,319	16%		
		0.0%			0.0%		0.0%	0%	DIRECT LABOR BILLED	33,754.47	0.8%	43,674	1.0%	-22.7%	47,678	-29%		
		0.0%			0.0%		0.0%	0%	EQUIPMENT RENTAL	563,603.78	12.6%	446,566	10.0%	26.2%	471,784	19%		
		0.0%			0.0%		0.0%	0%	PORT FEES & DOCKAGE	56,925.34	1.3%	57,515	1.3%	-1.0%	61,813	-8%		
		0.0%			0.0%		0.0%	0%	WHARFAGE	17,629	0.4%	17,356	0.4%	1.6%	19,134	-8%		
		0.0%			0.0%		0.0%	0%	FUEL SURCHARGE	184,361	4.1%	155,078	3.5%	18.9%	161,466	14%		
		0.0%			0.0%		0.0%	0%	MARITIME SECURITY FEE	510,706	11.4%	494,843	11.1%	3.2%	502,334	2%		
		0.0%			0.0%		0.0%	0%	CRANE SURCHARGE									
		0.0%			0.0%		0.0%	0%	OTHER CARGO RELATED REVENUES	1,871,353	41.8%	1,842,400	41.5%	1.6%	1,896,367	-1%		
		0.0%			0.0%		0.0%	0%	OPERATING REVENUES	3,953,357	88.3%	3,698,382	83.2%	6.9%	3,881,783	2%		





Port Authority of Guam  
Income Statement  
With Budget Comparison (Unaudited)  
1 Months Ending 10/31/18

Current Month	%	Last Year	%	Budget	%	Year to Date	%	Last Year to Date	%	Chng	Budget	%
1,705,573	38.1%	1,538,390	34.6%	1,933,197	-12%	1,705,573	38.1%	1,538,390	34.6%	10.9%	1,933,197	-12%
129,141	2.9%	117,397	2.6%	128,181	1%	129,141	2.9%	117,397	2.6%	10.0%	128,181	1%
490,408	11.0%	408,392	9.2%	498,259	-2%	490,408	11.0%	408,392	9.2%	20.1%	498,259	-2%
161,305	3.6%	150,796	3.4%	4,167	3771%	161,305	3.6%	150,796	3.4%	7.0%	4,167	3771%
-	0.0%	(1,030)	0.0%	6,667	-100%	-	0.0%	(1,030)	0.0%	0.0%	6,667	-100%
13,565	0.3%	10,652	0.2%	23,200	-42%	13,565	0.3%	10,652	0.2%	27.4%	23,200	-42%
-	0.0%	-	0.0%	-	0%	-	0.0%	-	0.0%	0.0%	-	0%
123,387	2.8%	112,708	2.5%	155,500	-21%	123,387	2.8%	112,708	2.5%	9.5%	155,500	-21%
179,673	4.0%	204,662	4.6%	225,834	-20%	179,673	4.0%	204,662	4.6%	-12.2%	225,834	-20%
-	0.0%	-	0.0%	-	0%	-	0.0%	-	0.0%	0.0%	-	0%
14,797	0.3%	26,664	0.6%	81,423	-82%	14,797	0.3%	26,664	0.6%	-44.5%	81,423	-82%
-	0.0%	(44,756)	-1.0%	-	0%	-	0.0%	(44,756)	-1.0%	-100.0%	-	-70%
10,824	0.2%	8,867	0.2%	36,584	22.1%	10,824	0.2%	8,867	0.2%	74.4%	36,584	-37%
23,153	0.5%	13,274	0.3%	36,584	-37%	23,153	0.5%	13,274	0.3%	65.1%	36,584	-62%
13,762	0.3%	8,335	0.2%	36,584	-37%	13,762	0.3%	8,335	0.2%	65.1%	36,584	-62%
516,433	11.5%	518,680	11.7%	483,334	-97%	516,433	11.5%	518,680	11.7%	-0.4%	483,334	7%
-	0.0%	500	0.0%	6,417	-100%	-	0.0%	500	0.0%	0.0%	6,417	-100%
51,701	1.2%	61,586	1.4%	129,699	-60%	51,701	1.2%	61,586	1.4%	-16.1%	129,699	-60%
3,416	0.1%	7,464	0.2%	43,405	-92%	3,416	0.1%	7,464	0.2%	-54.2%	43,405	-92%
-	0.0%	-	0.0%	-	0%	-	0.0%	-	0.0%	0.0%	-	0%
12,127	0.3%	120,447	2.7%	90,322	-89.9%	12,127	0.3%	120,447	2.7%	-89.9%	90,322	-87%
(57,997)	-1.3%	135,756	3.1%	236,975	-142.7%	(57,997)	-1.3%	135,756	3.1%	-142.7%	236,975	-124%
-	0.0%	-	0.0%	7,000	-100%	-	0.0%	-	0.0%	0.0%	7,000	-100%
5,283	0.0%	(2,685)	-0.1%	59,888	-296.8%	5,283	0.1%	(2,685)	-0.1%	-296.8%	59,888	-91%
-	0.0%	-	0.0%	-	0%	-	0.0%	-	0.0%	0.0%	-	0%
5,625	0.1%	792	0.0%	15,625	610.2%	5,625	0.1%	792	0.0%	610.2%	15,625	-64%
-	0.0%	-	0.0%	-	0%	-	0.0%	-	0.0%	0%	-	0%
96,704	0.1%	-	0.0%	-	0%	96,704	2.2%	-	0.0%	0%	-	0%
-	0.0%	-	0.0%	-	0%	-	0.0%	-	0.0%	0%	-	0%
3,498,880	78.7%	3,396,892	76.4%	4,238,845	-100%	3,498,880	78.1%	3,396,892	76.4%	3.0%	4,238,845	-17%

INDIRECT COSTS  
General & Administrative Expen

Salaries & Wages  
Retirement Benefits  
Other Personnel Costs  
Communications  
Leases/Rentals  
Utilities  
General Insurance  
Repairs & Maintenance  
Repairs & Maintenance-Subic Cr  
Repairs & Maintenance-Pola 14  
Repairs & Maintenance-Pola 16  
Repairs & Maintenance-Pola 17  
Depreciation & Amortization  
Damage, Shortage, Writedown & Supplies  
Miscellaneous  
Advertising  
Agency & Management Fees  
Professional Services  
Contractual Services  
Other Contractual Services  
Overhead Allocation  
Other Expenses  
Earthquake Expense  
Typhoon Expense  
Earthquake Expense  
General & Administrative Expen



Port Authority of Guam  
Income Statement  
With Budget Comparison (Unaudited)  
1 Months Ending 10/31/18

Current Month	Last Year		Budget	% Chng		Year to Date		Last Year to Date		% Chng	Budget	% Chng
	Actual	%				Actual	%	Actual	%			
979,064	78.1%	1,047,329	23.6%	718%	OPERATING INCOME (LOSS)	979,064	21.9%	1,047,329	23.6%	-6.5%	427,592	129%
					OTHER INCOME (EXPENSE)							
	0.0%		0.0%	0%	Other Income & Expense		0.0%		0.0%	0.0%		-
	0.0%		0.0%	0%	Other Income		0.0%		0.0%	0.0%		-
	0.0%		0.0%	0%	Interest Income		0.0%		0.0%	0.0%		-
	0.0%		0.0%	0%	Interest Income		0.0%		0.0%	0.0%		-
127,202	2.8%	8,155	0.2%	2213%	Interest Income	127,202	2.8%	8,155	0.2%	1459.9%	5,500	2213%
	0.0%	(91,589)	-2.1%	-100%	Interest Expense		0.0%	(91,589)	-2.1%	-100.0%	(36,663)	-100%
	0.0%		0.0%	-100%	Other Expense		0.0%		0.0%	0.0%	(1,917)	-100%
	0.0%		0.0%	0%	Claims Settlement		0.0%		0.0%	0.0%		0%
(239,043)	-5.3%	(250,977)	-5.6%	-8%	Retirement Govt Contribution	(239,043)	-5.3%	(250,977)	-5.6%	-4.8%	(259,429)	-8%
2,472	0.1%	(182,324)	-4.1%	0%	Federal Reimbursement	2,472	0.1%	(182,324)	-4.1%	-101.4%	222,180	0%
2,023	0.0%	25,039	0.6%	-104%	Federal Reimbursements	2,023	0.0%	25,039	0.6%	-91.9%	(52,106)	-104%
(1,224)	0.0%	(1,425)	0.0%	-71%	Gain <Loss> on Asset Disposals	(1,224)	0.0%	(1,425)	0.0%	-14.1%	(4,167)	-71%
(108,570)	-2.4%	(493,122)	-11.1%	-14%	Other Income & Expense	(108,570)	-2.4%	(493,122)	-11.1%	-78.0%	(126,602)	-14%
(108,570)	-2.4%	(493,122)	-11.1%	-14%	OTHER INCOME (EXPENSE)	(108,570)	-2.4%	(493,122)	-11.1%	-78.0%	(126,602)	-14%
870,494	19.4%	554,207	12.5%	189%	NET INCOME (LOSS)	870,494	19.4%	554,207	12.5%	57.1%	300,990	189%

Total Assets	Amount Current	Last Month End	Last Year End	Change This Month	Change This Year
<b>Current Assets</b>					
Cash on Hand	2,000.00	2,000.00	2,000.00		
Fidelity Cash Fund	100.00	100.00	100.00		
Cashier Change Fund					
Cash on Hand	2,100.00	2,100.00	2,100.00		
<b>Incentive Award Fund</b>					
First Hawaiian Bank-Incentive					
<b>Cash in Bank</b>					
First Hawaiian Bank	60,918,373.07	61,151,016.86	61,151,016.86	232,643.79-	232,643.79-
Bank of Hawaii	2,518,809.05	2,738,546.41	2,738,546.41	219,737.36-	219,737.36-
Bank of Hawaii					
Citizen Security Bank	63,437,182.12	63,889,563.27	63,889,563.27	452,381.15-	452,381.15-
Cash in Bank					
Cash in Bank-Trust	12,164,735.29	8,748,966.83	8,748,966.83	3,415,768.46	3,415,768.46
Trust Current Unrestricted	5,652,233.26	5,408,157.22	5,408,157.22	244,076.04	244,076.04
BOG-Current Restricted	17,816,968.55	14,157,124.05	14,157,124.05	3,659,844.50	3,659,844.50
Cash in Bank-Trust					
<b>Short Term Investments</b>					
Bank of Guam	6,198,881.35	9,468,779.00	9,468,779.00	3,269,897.65-	3,269,897.65-
Citizen's Security Bank					
First Hawaiian Bank					
Bank Pacific					
CitiBank					
Bank of Hawaii					
Oceanic Bank					
Gov Guam Employees Fed CU					
<b>Short Term Investments</b>					
Account Receivable-Trade (Net)	5,671,794.10	5,089,858.97	5,089,858.97	581,935.13	581,935.13
Accounts Receivable-Trade	296,468.83-	296,468.83-	296,468.83-		
Allow For Uncollectible Acct.					
A/R-Clearing Account					
Account Receivable-Trade (Net)	5,375,325.27	4,793,390.14	4,793,390.14	581,935.13	581,935.13
<b>Accounts Receivable-Other</b>					
Accounts Receivable-DOA	1,793.84	1,843.84	1,843.84	50.00-	50.00-
Accounts Receivable-EMPA					
Accounts Receivable-EMPA/Keimb					
Accounts Receivable-Ceda/Casam	529,026.61	651,910.12	651,910.12	122,883.51-	122,883.51-
Accounts Receivable-Other					
Accounts Receivable-Ins Procee					



	Amount Current	Last Month End	Amount Last Year End	Change This Month	Change This Year
Accounts Receivable-Other	530,820.45	653,753.96	653,753.96	122,933.51-	122,933.51-
Marina Receivables	14,015.78	14,034.29	14,034.29	18.51-	18.51-
Interest Receivables					
Bank of Guam					
Bank of Hawaii					
Bank Pacific					
Citibank					
Citizens Security Bank					
First Hawaiian Bank					
GovGuam Emp. Fed. Credit Union					
Oceanic Bank					
Other					
Interest Receivables					
Prepaid Expenses	2,174,499.68	58,055.50	58,055.50	2,174,499.68	2,174,499.68
Prepaid Insurance	1,197,254.84	58,055.50	58,055.50	1,139,199.34	1,139,199.34
Prepaid Expenses	3,371,754.52	58,055.50	58,055.50	3,313,699.02	3,313,699.02
Deferred Expenses					
Deferred Geda Addendum L/Lease					
Credit Note Reimbursement					
Deferred Expenses					
Current Assets	96,747,048.04	93,036,800.21	93,036,800.21	3,710,247.83	3,710,247.83
Non Current Assets					
Long Term Receivable	2,258,190.48	2,258,190.48	2,258,190.48		
Long Term Receivable-DOA	1,490,449.90	1,490,449.90	1,490,449.90		
Long Term Receivable-Geda	3,748,640.38-	3,748,640.38-	3,748,640.38-		
Allow For Uncollectible LT A/R					
Long Term Receivable					
Revenue Bond Reserves	3,582,668.28	3,518,079.07	3,518,079.07	64,589.21	64,589.21
Reserve w/Trustee-Unrestricted	15,890,711.67	15,890,711.67	15,890,711.67		
Reserve w/Trustee-Restricted	19,473,379.95	19,408,790.74	19,408,790.74	64,589.21	64,589.21
Revenue Bond Reserves					
Inventories	8,690.00	8,690.00	8,690.00		
Inventories-Computer	101,434.12	101,434.12	101,434.12		
Gas, Oil and Diesel	99,952.66	99,952.66	99,952.66		
Inventories-Parts	511,525.16	512,276.76	512,276.76	751.60-	751.60-
Supplies Inventory					

	Amount Current	Last Month End	Last Year End	Change This Month	Change This Year
Contra-Asset Inventory Adj. Allowance for Obsolescence Inventory for Survey	1,721.09 87,549.04	1,721.09 87,549.04	1,721.09 87,549.04		
Inventory	632,367.76	633,143.32	633,143.32	775.56	775.56
Work In Progress					
Const Work in Progr-Local	81,892.18	67,360.29	67,360.29	14,531.89	14,531.89
Const Work in Progr-General	2,623,852.66	2,663,760.64	2,663,760.64	9,900.98	9,900.98
Const Work in Progr-BOND	172,084.05	172,084.05	172,084.05		
Work In Progress	2,907,835.89	2,903,204.98	2,903,204.98	4,630.91	4,630.91
Non Current Assets	23,013,583.60	22,945,139.04	22,945,139.04	68,444.56	68,444.56
Property, Plant & Equipment					
Land-Cabras	3,563,000.00	3,563,000.00	3,563,000.00		
Land	3,563,000.00	3,563,000.00	3,563,000.00		
Buildings					
Buildings-Original	15,732,648.10	15,732,648.10	15,732,648.10		
Buildings-Subseltion Shelters	125,548,911.67	125,548,911.67	125,548,911.67		
Buildings-Wharf Improvements	141,281,559.77	141,281,559.77	141,281,559.77		
Canopy Structures					
Buildings	141,281,559.77	141,281,559.77	141,281,559.77		
Accumulated Depreciation-Build	15,230,507.34	15,228,522.49	15,228,522.49	1,984.85	1,984.85
AccDeprec-Buildings-Original	33,609,569.95	33,320,334.63	33,320,334.63	289,235.32	289,235.32
AccDeprec-Buildings-Wharf Impr					
AccDeprec-Canopy Structures	48,840,077.29	48,548,857.12	48,548,857.12	291,220.17	291,220.17
Accumulated Depreciation-Build	48,840,077.29	48,548,857.12	48,548,857.12	291,220.17	291,220.17
Furnishings & Equipment					
Air Tools	531,281.08	528,231.08	528,231.08	3,050.00	3,050.00
Communications Equip	6,075,435.22	6,075,435.22	6,075,435.22		
Computer Equip	15,024,110.36	15,164,110.36	15,164,110.36	1,856.16	1,856.16
Crane Equip	1,143,742.46	1,143,742.46	1,143,742.46		
Forklifts & Office Equip	1,821,145.00	1,821,145.00	1,821,145.00		
Forklifts Equip					
Generator Allocation Cost	1,229,056.25	1,229,056.25	1,229,056.25		
Generator Sets					
Hand Tools	14,832.85	14,832.85	14,832.85		
Hoist & Hoist Equip	2,832.00	2,832.00	2,832.00		
Moving Equip	6,322.00	6,322.00	6,322.00		
Other Equip	1,836,322.83	1,836,322.83	1,836,322.83		
Pallet Equip	24,446.82	24,446.82	24,446.82		
Sawyer Equip	337,127.87	337,127.87	337,127.87		
Shop Equip	337,127.87	337,127.87	337,127.87		
Tractors	2,970,216.97	2,970,216.97	2,970,216.97		

	Amount Current	Last Month End	Amount Last Year End	Change This Month	Change This Year
Vehicles & Motor Equip	1,969,189.87	1,986,984.87	1,986,984.87	17,795.00	17,795.00
Furnishings & Equipment	33,975,011.47	33,999,111.41	33,999,111.41	24,099.94	24,099.94
Accumulated Depreciation-Furni	496,331.92	495,601.46	495,601.46	730.46	730.46
AccDeprec-Air Tools	1,552,755.19	1,513,937.80	1,513,937.80	38,817.39	38,817.39
AccDeprec-Communications Eqt.	7,017,878.17	6,917,282.19	6,917,282.19	100,595.98	100,595.98
AccDeprec-Computer Equip	645,177.58	633,099.82	633,099.82	12,077.76	12,077.76
AccDeprec-Crane Equip	879,625.86	870,514.58	870,514.58	9,111.28	9,111.28
AccDeprec-Forklift Equip	296,883.74	290,055.66	290,055.66	6,828.08	6,828.08
AccAmort-Gantry 3 Relocation C	10,734.16	10,643.53	10,643.53	90.63	90.63
AccDeprec-Hand Tools	5,249.25	5,132.60	5,132.60	116.65	116.65
AccDeprec-Load & Unload Equip	1,215,068.07	1,204,413.75	1,204,413.75	10,654.32	10,654.32
AccDeprec-Mowing Equip	11,268.76	11,027.92	11,027.92	240.84	240.84
AccDeprec-Other Equip	7,013.78	6,544.40	6,544.40	469.38	469.38
AccDeprec-Power Tools	190,802.93	198,790.19	198,790.19	7,987.26	7,987.26
AccDeprec-Safety Equip	1,436,385.87	1,414,234.02	1,414,234.02	22,151.85	22,151.85
AccDeprec-Shop Equip	933,242.71	929,733.34	929,733.34	3,509.37	3,509.37
AccDeprec-Tractors & Motor Equ	14,699,178.63	14,501,748.13	14,501,748.13	197,430.50	197,430.50
Capital Leases					
Capital Leases					
Accumulated Depreciation-Capit					
AccAmort-Capital Leases					
Accumulated Amortization-Capit					
Deferred Long Term Asset Cost	1,976,108.04	1,976,108.04	1,976,108.04		
Def. Cost-2018 Bond COI	1,976,108.04	1,976,108.04	1,976,108.04		
Deferred Long Term Asset Cost	6,176,941.00	6,176,941.00	6,176,941.00		
Pension-Deferred Outflows Res	6,176,941.00	6,176,941.00	6,176,941.00		
Pension-Deferred Outflow Res	123,433,364.36	123,946,114.97	123,946,114.97	512,750.61	512,750.61
Property, Plant & Equipment	243,193,996.00	239,928,054.22	239,928,054.22	3,265,941.78	3,265,941.78
Total Assets					
Total Liabilities & Capital					
Current Liabilities					
Accounts Payable					
Accounts Payable Custom					
Accounts Payable GSA					



	Amount Current	Last Month Amount End	Last Year Amount End	Change This Month	Change This Year
Accounts Payable Others	132,096.16	374,284.52	374,284.52	242,188.36	242,188.36
Accounts Payable Trade	4,239,637.08	1,788,892.50	1,788,892.50	2,450,744.58	2,450,744.58
Received Not Vouchered	34			34	34
Accounts Payable	4,371,733.58	2,163,177.02	2,163,177.02	2,208,556.56	2,208,556.56
Current Loan Payable					
Current ANZ (USDA) Loan Payable	3,178.71	3,178.71	3,178.71		
CU ANZ (USDA) 12M Loan Payable					
CU BOG 10M SLE Loan Payable					
CU BOG 2M USDA Direct Loan	3,178.71	3,178.71	3,178.71		
Current Loan Payable	3,178.71	3,178.71	3,178.71		
Due to Public Utilities					
Due to GPA					
Due to GTA					
Due to GWA					
Due to Public Utilities					
Accrued Interest Payable					
Accrued Interest Payable					
Accrued Interest Payable					
Deferred Revenues					
Deferred Revenues -DOD Moderniz					
Deferred Income - GPD	61,769.01	61,769.01	61,769.01	131,460.17	131,460.17
Deferred Revenues -Leases	105,718.75	237,178.92	237,178.92	10,586.91	10,586.91
Deferred Revenues Marinas		10,586.91	10,586.91	90,550.53	90,550.53
Deferred Revenues		90,550.53	90,550.53		
Deferred Revenues					
Deferred Revenues	43,949.74	276,547.35	276,547.35	232,597.61	232,597.61
Accrued Expenses					
Accrued Payroll	1,078,717.47	809,757.71	809,757.71	268,959.76	268,959.76
Accrued Vacation Pay-Current	1,291,100.02	1,267,947.10	1,267,947.10	23,152.92	23,152.92
Accrued Vacation Pay					
Accrued Earthquake Cost					
Accrued Cola/Supplemental					
Accrued Typhoon Cost					
Accrued Medicare Tax					
Accrued Federal Grant					
Employee Insurance Payables	17,221.48	15,896.42	15,896.42	1,325.06	1,325.06
Employee Deductions Payable	444,331.17	318,280.16	318,280.16	126,051.01	126,051.01
Withholding Tax Payable					
Credit Union					
Accrued Miscellaneous Deductio					
Accrued Death & Disability Ins					
Retirement Contributions					
Deferred Compensation Plan Pay					
Accrued Expenses	2,831,370.14	2,411,881.39	2,411,881.39	419,488.75	419,488.75

	Amount Current	Last Month End	Amount Last Year End	Change This Month	Change This Year
Security Deposits					
Security Deposits - Space Leas	84,565.82	84,565.82	84,565.82		
Security Deposits - Marinas	32,421.82	32,421.82	32,421.82		
Security Deposits	116,987.64	116,987.64	116,987.64		
Capital Lease Obligations-Cur					
Capital Lease Obligations-Cur					
Other Current Liabilities					
Reserve Shortage/Property Dama					
Lease Payable - GEDA					
Other Current Liabilities					
Current Liabilities	7,364,041.10	4,968,593.40	4,968,593.40	2,395,447.70	2,395,447.70
Non Current Liabilities					
Long Term Accrued Expenses	56,767,410.00	56,767,410.00	56,767,410.00		
Unfunded Retirement Contributi	552,540.11	552,540.11	552,540.11		
Accrued Vacation Pay-Long Term	993,730.72	993,730.72	993,730.72		
Accrued Sick Lve (DC)-Long Term					
Long Term Accrued Expenses	58,313,680.83	58,313,680.83	58,313,680.83		
Pension-Deferred Inflow of Res	1,008,960.00	1,008,960.00	1,008,960.00		
Pension-Deferred Inflow of Res	1,008,960.00	1,008,960.00	1,008,960.00		
Capital Lease Obligations					
Capital Lease Obligations					
Capital Lease Obligations					
Capital Lease Obligations					
Long Term Loan Payables					
LT-ANZ (USDA) Loan Payable 3.5					
LT-ANZ (USDA) Loan Payable 12M					
LT-BOG 52M Loan Payable 10M					
LT-BOG 52M USDA Direct Loan					
Long Term Loan Payables					
Long Term Bond Payables					
LT-2018 BOND Payable	71,445,000.00	71,445,000.00	71,445,000.00		
LT-2018 BOND Payable	5,296,753.85	5,296,753.85	5,296,753.85		
LT-2018 BOND Cost of Issuance	76,741,753.85	76,741,753.85	76,741,753.85		
LT-2018 BOND Premium					
Long Term Bond Payables	136,064,394.68	136,064,394.68	136,064,394.68		
Non Current Liabilities					
Capital Contributions & Equity					

	Amount Current	Last Month Amount End	Last Year Amount End	Change This Month	Change This Year
Contributions-Local Government	17,567,358.64	17,567,358.64	17,567,358.64		
Contributions-Local Government	3,563,000.00	3,563,000.00	3,563,000.00		
Contributions-Land	1,483,688.19	1,483,688.19	1,483,688.19		
Contributions-Property & Equip	13,413,670.45	13,413,670.45	13,413,670.45		
Contributions-General Fund	109,000.00	109,000.00	109,000.00		
Contributions-G.H.P.A.	7,000.00	7,000.00	7,000.00		
Contributions-PAG (Portion of					
Contributions-Federal Government	18,376,441.73	18,376,441.73	18,376,441.73		
Contributions-Federal Governme	10,321,126.26	10,321,126.26	10,321,126.26		
Contributions-U.S. Govt Rehab	1,492,676.57	1,492,676.57	1,492,676.57		
Contributions-Economic Develop	6,508,873.90	6,508,873.90	6,508,873.90		
Contributions-U.S. Department	53,763.30	53,763.30	53,763.30		
Contributions-U.S. Govt-Fema					
Accumulated Earnings	33,770,010.75	33,770,010.75	33,770,010.75		
Accumulated Earnings (Deficit)	96,721,271.52	96,721,271.52	96,721,271.52		
Accumulated Earnings	62,951,260.77	62,951,260.77	62,951,260.77		
Net Earnings (Loss)	870,499.08	5.00	5.00	870,494.08	870,494.08
Capital Contributions & Equity	99,765,560.22	98,895,066.14	98,895,066.14	870,494.08	870,494.08
Total Liabilities & Capital	243,193,996.00	239,928,054.22	239,928,054.22	3,265,941.78	3,265,941.78



# PORT AUTHORITY OF GUAM

AGING SUMMARY REPORT FY19  
AS OF 10/31/2018

Number	Name	Open	Current	31 - 60	61 - 90	91 - 120	Over 120	Amount	Date	Remarks
7376	Matson Navigation Inc.	\$2,253,723.67	\$2,057,485.82	\$128,416.63		\$1,043.25	\$66,777.97	\$544,610.74	12/31/2018	Final Notice was delivered to Matson. Working with cust to clear outstanding
15388	Guam Industrial Serv. Inc.	\$123,147.42	\$33,552.15	\$11,760.00	\$11,760.00	\$11,760.00	\$54,315.27	\$23,520.00	9/26/2018	Payment plan was not submitted as promised. Account was sent to Legal.
7384	Marianas Steamship Agency	\$344,347.77	\$306,018.69				\$38,329.08	\$41,113.55	12/28/2018	\$38,329.08 Inv No. 78364 being disputed and with Legal
11776	Customs and Quarantine Age	\$12,130.56		\$449.28	\$449.28	\$449.28	\$10,782.72			
9620	Alupang Beach Club	\$6,453.31	\$362.07	\$74.78	\$123.90	\$74.34	\$5,818.22	\$287.51	12/31/2018	Multiple water invoices under dispute. Water Billing & Meter Reading was submitted to Commercial for review, awaiting documents for 2016 Water Billing to review
7341	Amblyth Shipping & Trading	\$199,278.12	\$194,920.14		\$532.39	\$371.40	\$3,454.19	\$22,546.86	12/27/2018	Multiple invoices are currently under dispute and have yet to be resolved. A letter of dispute was submitted and a denial letter was sent back. Gail & Yvonne responded that they will be redispensing invoices. Recently received letter to redispense invoices. Denial ltr sent.
14364	P.S.V. Corp./Joo, Gi Bum	\$2,445.54	\$188.77	\$952.56			\$1,304.21	\$1,101.24	12/5/2018	Past due balance has been paid and account is current
15708	HMR Guam Inc.	\$1,227.24					\$1,227.24			Final Notice has been sent.
11756	V.Angoco's Trucking	\$2,205.62	-\$146.38			\$1,176.00	\$1,176.00	\$118.04	12/14/2018	Past due balance has been paid and account is current
14527	UMS Heavy Equipment Rental	\$2,399.53	-\$1.00	\$411.60	\$411.60	\$411.60	\$1,165.73	\$2,500.00	11/29/2018	Letter of Termination was sent out, customer has to vacate by 11/30/2018
11794	Guam Shipyard	\$2,684.18	\$419.46	\$322.14	\$495.60	\$545.16	\$901.82	\$33.98	11/15/2018	Payment plan was not submitted as promised. Account was sent to Legal.
15563	Tereas, Jeremy	\$1,925.00	\$137.50	\$137.50		\$962.50	\$687.50	\$687.50	4/11/2018	Customer has been terminated, account will be sent to collections/small claims.
14368	SubCom, LLC	\$679.90	-\$46.70	\$74.88			\$651.72	\$42.90	1/2/2019	651.72 is for Interest Invoice 222002, Mr. Hoard informed that he will be on island to discuss and resolve.

Number	Name	Open	Current	31 - 60	61 - 90	91 - 120	Over 120	Amount	Date	Remarks
13537	Wang, Jackey	\$19,124.56	\$2,017.06	\$16,552.50		\$185.00	\$370.00	\$23,159.56	12/26/2018	Customer met with Carl last week Friday 11/09/2018 to discuss account. He left off island that same afternoon but will be in this week to make payment. Acct paid off
15663	Okeanos Marianas	\$250.00					\$250.00			Final Notice has been sent. No contact for customer. Recommending to write off
14409	Robinson, Merle Ann	\$300.00		\$50.00		\$50.00	\$200.00	\$50.00	12/12/2018	All past due invoices have been paid.
7350	Consolidated Transportatio	\$782,311.58	\$683,682.48	\$97,057.16	\$625.95	\$883.35	\$62.64	\$2,272.27	12/31/2018	Working with customer on past due.
15300	Berg, Julia	\$715.00	\$220.00	\$220.00		\$220.00	\$55.00	\$750.00	12/20/2018	Customer made partial payment to clear outstanding will follow up for remaining payment.
15699	Shut Up and Fish Guam	\$487.50	\$262.50	\$87.50		\$87.50	\$50.00	\$500.00	11/14/2018	Payment has been made to clear past due invoices.
13653	Yu, Niko K.	\$160.00	\$40.00	\$40.00		\$40.00	\$40.00	\$240.00	11/14/2018	Payment has been made to clear past due invoices.
14963	Castro, Jesse AR	\$917.50	\$520.00	\$347.50	\$25.00		\$25.00	\$460.00	12/14/2018	Final Notice has been sent, customer will be terminated.
15079	McDermott, Brian	\$593.02	\$148.18	\$419.84			\$25.00	\$148.18	12/28/2018	\$3.00 past due is for interest invoice. Late Notice will be sent out
14791	Fong, Francis L	\$77.34	\$74.34				\$3.00	\$620.00	5/21/2018	\$3.00 is remaining balance for interest invoice, will follow up with customer.
14911	Royal Cargo Guam, LLC	\$3,912.04				\$3,912.04		\$3,912.04	12/11/2018	Final Notice will be prepared and sent out.
14526	Cementon Micronesia, LLC	\$3,615.57				\$3,615.57		\$18,237.30	1/2/2019	Past due balance has been paid
7587	American President Lines L	\$1,968,729.72	\$1,369,451.09	\$409,285.60	\$189,759.30	\$233.73		\$1,120.60	12/31/2018	Late Notice
14161	Isla Trucking	\$1,458.14		\$639.91	\$615.84	\$202.39		\$500.00	12/31/2018	Followed up with Rose, she will look into her records and call me to update me with the status on payment
15549	Regis, John F.	\$587.50	\$162.50	\$162.50	\$100.00	\$162.50		\$300.00	12/31/2018	Past due invoices have been paid
15327	Petrick, Philip R.	\$362.26	-\$61.10	\$141.12	\$141.12	\$141.12		\$564.48	6/19/2018	2nd notice will be sent. Will call customer to follow up
13121	Tidewater Distributors Inc	\$587.27	\$247.80	\$241.56		\$97.91		\$5,436.27	12/5/2018	\$97.91 interest invoice in question by customer, currently researching account.
15541	Island Cargo Support	\$75.74	-\$2.17			\$77.91		\$58.44	7/19/2018	Left a message to return call, 2nd Notice will be sent out
13422	Department of Agriculture	\$10,800.00			\$10,800.00			\$14,765.40	5/3/2018	Doug responded via email he is currently working on payment will follow up



Number	Name	Open	Current	31 - 60	61 - 90	91 - 120	Over 120	Amount	Date	Remarks
9814	Fentress, Michael D.	\$910.98		\$85.98	\$825.00			\$300.00	6/19/2018	2nd Notice has been sent. Called customer to follow up on payment. Mr. Fentress said he will call back, he needs to speak with his wife because she handles the account.
7368	Cabras Marine Corp	-\$27,895.56	-\$28,644.83	\$648.35	\$100.92			\$403.68	11/6/2018	All past due invoices have been paid.
14061	AR Sunriser Canteen/Cateri	\$764.67		\$737.77	\$26.90			\$700.00	12/14/2018	Past due has been paid.
13532	Ahlf, Douglas J.	\$25.00			\$25.00			\$25.00	12/31/2018	
14444	Office of the Governor of	\$7,046.34		\$7,046.34				\$7,046.34	12/3/2018	Paid off in December
13202	Department of Administrati	\$5,198.60	-\$30.00	\$5,228.60				\$4,645.40	11/16/2018	\$4k paid in November
7106	Shell Guam, Inc.	\$1,950.00		\$1,950.00				\$1,950.00	11/4/2011	
15095	Chen, Steven	\$1,470.00	\$207.50	\$1,262.50				\$1,910.00	12/26/2018	Customer cleared all past due invoices.
13696	Lotus Pacifica Trading, In	\$15,532.61	\$14,334.20	\$1,198.41				\$10,037.86	12/26/2018	Past due invoices have been paid
10778	Real World Diving	\$815.90	\$164.56	\$651.34				\$766.34	12/4/2018	
15727	Cosas Di Famiglia Holdings	\$1,020.00	\$510.00	\$510.00				\$1,530.00	11/6/2018	
13044	Smithbridge Guam, Inc.	\$643.16	\$151.83	\$491.33				\$14,334.86	12/26/2018	
14381	Apra Dive & Marine Sports,	\$1,176.69	\$850.72	\$325.97				\$1,568.20	10/16/2018	
12527	Paynter, Neil	\$322.81	\$164.05	\$158.76				\$322.81	1/2/2019	
15325	Kobayashi, Ronald		-\$150.00	\$150.00				\$150.00	12/6/2018	
15783	Bartlett, Daniel	\$521.05	\$371.05	\$150.00				\$100.00	10/31/2018	
14485	Rains, Julian T.	\$275.00	\$137.50	\$137.50				\$137.50	1/2/2019	
14537	Fredrick, Bruce & Dianne	\$345.00	\$220.00	\$125.00				\$440.00	11/26/2018	
15612	Churchill, Charles D.	\$265.80	\$143.00	\$122.80				\$1,200.00	11/6/2018	
10743	Poppe, Edward/FISH INC	\$185.00	\$80.00	\$105.00				\$80.00	9/26/2018	
15103	Collier, Ernest	\$75.00		\$75.00				\$220.00	12/11/2018	
7413	Seabridge Inc.	\$806.22	\$735.28	\$70.94				\$676.03	12/28/2018	
15088	Shida, Paul H.	\$25.00		\$25.00				\$140.00	12/4/2018	
14171	Norton Lilly International	\$286,319.29	\$286,319.29					\$5,686.53	1/2/2019	
14642	Tristar Terminals Guam, In	\$251,118.62	\$251,118.62					\$35,223.16	11/28/2018	
10225	Mobil Oil Guam, Inc.	\$72,079.18	\$72,079.18					\$125,936.14	1/2/2019	
14610	U.S. Department of Homelan	\$18,238.24	\$18,238.24					\$15,693.00	11/20/2018	
13476	Isla Maritime Agency	\$1,546.11	\$1,546.11					\$3,390.86	12/5/2018	
7763	Guam Dolphin's Marine Spor	\$867.30	\$867.30					\$1,899.31	12/3/2018	
15370	J524 Inc./Layla Dolphin Cr	\$680.00	\$680.00					\$680.00	11/14/2018	
14482	Quinata, John M.	\$660.00	\$660.00					\$412.50	12/19/2016	
9822	Osakana Cruise, Inc/Fish E	\$510.00	\$510.00					\$510.00	1/2/2019	
15387	BROCK, GREGORY	\$440.00	\$440.00					\$440.00	12/26/2018	
9831	Fish Hook Inc.	\$360.00	\$360.00					\$360.00	1/2/2019	
1490	Guam Telephone Authority	\$315.34	\$315.34					\$211.12	12/10/2018	
14387	Guam Sungwoo Ferry Corp.	\$278.58	\$278.58					\$674.78	12/13/2018	
14663	Cafky, James W. & Melvia	\$270.00	\$270.00					\$245.00	12/21/2018	
12518	Balajadia, Robert M.	\$267.54	\$267.54					\$560.08	11/7/2018	



Number	Name	Open	Current	31 - 60	61 - 90	91 - 120	Over 120	Amount	Date	Remarks
15475	Tropical Island Marine Spo	\$223.02	\$223.02					\$1,298.82	12/21/2018	
7886	Guam Transport & Warehouse	\$188.68	\$188.68					\$588.00	1/2/2019	
15753	Fischer, Jonathan H.	\$137.50	\$137.50					\$275.00	11/1/2018	
9966	Johnson, George L.	\$106.00	\$106.00					\$106.00	12/21/2018	
15548	Makanja Fishing Charters	\$87.50	\$87.50					\$200.00	12/10/2018	
14968	Nguyen, Hoa Van	\$50.00	\$50.00					\$960.00	2/22/2017	
14384	Auto Marine Inc.	\$25.00	\$25.00					\$190.13	11/27/2018	
14429	Weilbacher, Walden	\$25.00	\$25.00					\$300.00	10/5/2018	
14447	Flores, Paul A	\$25.00	\$25.00					\$125.00	11/27/2018	
15120	Aguon, Paul S.N.	\$24.78	\$24.78					\$100.00	1/29/2016	
15593	Guam Ocean Adventures, LLC	\$19.66	\$19.66					\$355.32	12/27/2018	
15801	Saidrone Inc.	\$16.00	\$16.00					\$32.00	12/18/2018	
13803	Korando Corp.	\$3.12	\$3.12					\$17.42	12/21/2018	
15745	Traffic Tech Guam	\$0.06	\$0.06					\$0.06	12/20/2018	
14642	Tristar Terminals Guam, In	-\$0.01	-\$0.01					\$35,223.16	11/28/2018	
10524	Orcutt, Kenneth D.	-\$0.50	-\$0.50					\$137.50	12/4/2018	
11778	Dewitt Trans Services of G	-\$0.68	-\$0.68					\$318.65	12/6/2018	
13201	Guam Tropical Dive Station	-\$9.41	-\$9.41					\$9.41	12/4/2018	
14431	Quinata, Carlos/Amber Heri	-\$24.26	-\$24.26					\$1,077.12	10/25/2018	
14535	Young, Dione & Jerry	-\$25.00	-\$25.00					\$150.00	12/28/2018	
15526	Ovalles, Victor	-\$25.00	-\$25.00					\$275.00	12/21/2018	
15722	Butler, Stephen	-\$25.00	-\$25.00					\$220.00	10/31/2018	
13190	GENTLY BLUE DIVING SHOP	-\$36.80	-\$36.80					\$9.41	9/18/2018	
9654	Baba, Hideharu	-\$40.00	-\$40.00					\$40.00	12/4/2018	
12397	Cruz, John R.	-\$40.00	-\$40.00					\$160.00	8/29/2017	
1300	SANTOS, RAYMOND B.	-\$50.00	-\$50.00					\$50.00	6/29/2018	
1609	NEDEDOG, CARMELITA C.	-\$50.00	-\$50.00					\$30.00	9/1/2017	
1749	CARBULLIDO, RITA B.	-\$50.00	-\$50.00					\$600.00	1/29/2018	
15290	Murrell, Robert Dan	-\$50.00	-\$50.00					\$50.00	12/28/2018	
15375	CLODFELTER, PATRIDA	-\$50.00	-\$50.00					\$50.00	5/31/2018	
15429	Gilin, Grace	-\$50.00	-\$50.00					\$50.00	9/7/2018	
15488	Love, Rick	-\$50.00	-\$50.00					\$50.00	12/28/2018	
15527	Walsh, Joshua	-\$50.00	-\$50.00					\$50.00	6/13/2017	
15597	Gorman, John T.	-\$50.00	-\$50.00					\$50.00	12/28/2018	
15674	Ching, Donald	-\$50.00	-\$50.00					\$15.00	2/20/2018	
15677	Reinhardt, Kyle Christophe	-\$50.00	-\$50.00					\$50.00	3/26/2018	
15682	Marges, Lilying D. T.	-\$50.00	-\$50.00					\$50.00	3/16/2018	
15694	Hocog, Gerry J.	-\$50.00	-\$50.00					\$50.00	4/20/2018	
15713	SCHAPER, ROBERT I.	-\$50.00	-\$50.00					\$50.00	6/19/2018	
15726	Garrido, Keoni L.	-\$50.00	-\$50.00					\$50.00	8/23/2018	
15758	Dunn, Timothy J.	-\$50.00	-\$50.00					\$50.00		
15789	Figir, Esther	-\$50.00	-\$50.00					\$50.00		



Number	Name	Open	Current	31 - 60	61 - 90	91 - 120	Over 120	Amount	Date	Remarks
15792	Denton, Walter	-\$50.00	-\$50.00					\$50.00	8/31/2018	
15794	Rouse, Julie T.	-\$50.00	-\$50.00					\$50.00	10/30/2018	
14684	Guam Pak Express Inc.	-\$55.37	-\$55.37					\$55.37	9/26/2018	
15428	Stewart, Michael	-\$68.75	-\$68.75					\$206.25	10/11/2018	
15799	Ralley, Brett E.	-\$75.00	-\$75.00					\$75.00	10/18/2018	
9697	Camacho, Antonio Frank C.	-\$80.00	-\$80.00					\$480.00	12/5/2018	
10621	Perez, Thomas L.G.	-\$80.00	-\$80.00					\$960.00	11/26/2018	
14533	Brochon, Michael	-\$80.00	-\$80.00					\$505.00	8/13/2018	
15798	Edson, Roger	-\$87.45	-\$87.45					\$169.34	12/21/2018	
10735	Plummer, Peter J.	-\$87.50	-\$87.50					\$87.50	12/28/2018	
9742	Duenas, Christopher M.	-\$100.00	-\$100.00					\$300.00	8/7/2018	
13089	Guam Fisherman's Cooperati	-\$100.00	-\$100.00					\$650.00	9/17/2018	
13545	Perez, Vincent T./Vern Per	-\$100.00	-\$100.00					\$600.00	12/11/2018	
14582	Packbier, Paul E.R./PCR Gu	-\$100.00	-\$100.00					\$105.00	12/10/2018	
14694	Go Nakane	-\$100.00	-\$100.00					\$100.00	12/21/2018	
15205	RIDLON, DANIEL A	-\$100.00	-\$100.00					\$600.00	1/8/2018	
15748	Nugam, Henry L.	-\$100.00	-\$100.00					\$100.00	6/1/2018	
13081	Watanabe, Akio/Fontana & C	-\$128.00	-\$128.00					\$147.00	4/10/2017	
14013	Brandt, Jim or Bonnie	-\$137.50	-\$137.50					\$275.00	11/13/2018	
14570	Terlaje, Glenn	-\$137.50	-\$137.50					\$137.50	1/4/2018	
15692	Jo, Myeongseon	-\$137.50	-\$137.50					\$390.96	6/27/2018	
15704	Halmi, Anthony Villagomez	-\$137.50	-\$137.50					\$137.50	12/17/2018	
8264	Olson, Tom	-\$150.00	-\$150.00					\$150.00	11/30/2018	
9849	Flores, William A.	-\$150.00	-\$150.00					\$600.00	3/8/2018	
14210	Kaneshiro, Roger J., D.D.S	-\$160.00	-\$160.00					\$960.00	1/10/2018	
14776	MARAD	-\$169.45	-\$169.45							
12394	Wong, Billy	-\$175.00	-\$175.00					\$350.00	12/31/2018	
15207	SOUTH PACIFIC DREAM CORPOR	-\$190.00	-\$190.00					\$140.00	12/26/2018	
1862	SANTOS, JOHN T.	-\$194.00	-\$194.00							
1500	Atlantis Guam	-\$199.87	-\$199.87					\$3,057.60	12/17/2018	
14907	Tatano, John	-\$216.00	-\$216.00					\$71.00	7/6/2018	
13677	Brown, Roy	-\$220.00	-\$220.00					\$174.45	5/17/2017	
15242	Ames, Todd	-\$220.00	-\$220.00					\$220.00	12/31/2018	
14143	Salt Shaker Yacht Charter	-\$245.26	-\$245.26					\$269.30	12/21/2018	
12338	Tembata, Masao DBA:Ten Boa	-\$262.50	-\$262.50					\$212.50	4/3/2018	
12424	Flores, Joaquin C.	-\$275.00	-\$275.00					\$137.50	12/26/2018	
14150	PIER, KENNETH	-\$275.00	-\$275.00					\$275.00	10/29/2018	
15594	Mcvey, Troy	-\$275.00	-\$275.00					\$825.00	10/3/2018	
13913	Skocumchuck Charters Inc.	-\$288.16	-\$288.16					\$698.16	12/18/2018	
8336	Pacific Trucking Inc.	-\$292.38	-\$292.38					\$59.02	12/20/2018	
11775	Charles Marine Sports Club	-\$295.10	-\$295.10					\$1,298.30	12/3/2018	
12895	Bell, James C. or Cynthia	-\$300.00	-\$300.00					\$450.00	12/18/2018	



Number	Name	Open	Current	31 - 60	61 - 90	91 - 120	Over 120	Amount	Date	Remarks
15433	Pleske, Burghard	-\$300.00	-\$300.00					\$600.00	7/3/2018	
15718	Larsen, Helge	-\$300.00	-\$300.00					\$300.00	10/4/2018	
15582	Shavers, George Kenneth	-\$325.00	-\$325.00					\$0.08	7/16/2018	
15749	Lagutang, Herbert C.D.	-\$330.00	-\$330.00					\$220.00	12/18/2018	
12706	Guam Seawalker Tours	-\$340.00	-\$340.00					\$440.00	12/28/2018	
15031	Asia Pacific Wholesalers	-\$342.31	-\$342.31					\$2,922.00	7/3/2018	
15784	Bradley, Daniel A.	-\$350.00	-\$350.00					\$137.50	12/12/2018	
8352	Paradise Aqua Corp.	-\$423.36	-\$423.36					\$423.36	12/26/2018	
14141	Core Tech International	-\$425.15	-\$425.15					\$8,415.50	12/31/2018	
12373	Belghley, Jim/Mark Baldyga	-\$450.00	-\$450.00					\$50.00	8/27/2018	
13314	Island Certs Corporation	-\$462.50	-\$462.50					\$1,650.00	12/18/2018	
14136	San Nicolas, Jose T.	-\$510.00	-\$510.00					\$220.00	12/17/2018	
14290	DGX	-\$513.44	-\$513.44					\$118.04	1/2/2019	
15326	Campus, Hieu	-\$640.00	-\$640.00					\$1,560.00	1/18/2018	
13191	Aguon, Sonja V. or Paul SN	-\$658.85	-\$658.85					\$100.00	11/30/2018	
1487	Guam Federation of Teacher	-\$859.00	-\$859.00					\$7,546.74	12/10/2018	
8483	Scuba Company	-\$951.98	-\$951.98					\$200.05	12/27/2018	
9478	Triple B Forwarders	-\$1,067.38	-\$1,067.38					\$694.62	12/18/2018	
9401	Tasi Tours Inc.	-\$1,178.22	-\$1,178.22					\$525.00	9/26/2018	
10250	Morrice Equipment LLC	-\$1,241.08	-\$1,241.08					\$6,000.00	12/22/2017	
15152	SUNNY SIDE UP GUAM INC.	-\$2,975.00	-\$2,975.00					\$29,742.00	12/26/2018	
13030	South Pacific Petroleum Co	-\$38,913.42	-\$38,913.42					\$2,714.75	12/12/2018	
15334	KALS Corporation	-\$78,966.52	-\$78,966.52					\$172,000.00	3/6/2018	
12511	Hanson Permanente Cement o	-\$533,472.29	-\$533,472.29					\$1,881.26	12/21/2018	
14778	IP&E Holding LLC							\$588.00	12/18/2018	
11814	J.L. Baker & Sons/COS/LA G							\$29.51	10/23/2018	
13671	Landscape Management System							\$137.50	12/17/2018	
14633	Eusebio, Ricardo B.							\$137.50	11/30/2018	
14658	Phillip, Vincer							\$98.34	10/23/2018	
14764	San Jose Investments, LLC							\$212.50	12/14/2018	
14820	Underwater World							\$1,110.36	10/9/2018	
15377	Dewan World Wide Inc.							\$797.34	10/16/2018	
15701	Granite Construction							\$275.00	12/12/2018	
15774	Quinata, Jose M.							\$59.02	10/19/2018	
15800	Tri-Con Corporation									
	TOTAL	\$5,690,460.10	\$4,570,166.29	\$689,101.15	\$216,817.80	\$26,702.55	\$187,672.31			



Supplier	Supplier Name	Phone	CO	Balance	Open	Current	61	90	91	120	Aging	121	Over
13280	America's Best EI	671 6476674	00050	5377.50		5377.50							
14330	APW Wholesale	671 6424707	00050	749.00		749.00							
14337	ALAN SHARLE & ASS	671 4472632	00050	3800.00		3800.00							
11274	AM Insurance	671 4775562	00050	2372181.47		2372181.47							
11466	Bethon Guam Enter	671 6733338	00050	1063.47		1063.47							
11725	BMI & Son Inc.	671 6323338	00050	67442.68		67442.68							
11937	BUI SMART, LLC	909 4065131	00050	228.00		228.00							
11931	CASH		00050	1422.41		1422.41							
11241	CANTON OSCAR		00050	50.00		50.00							
11241	CANTON CONSTRUCT	671 6888882	00050	50.00		50.00							
11239	DHL Express (USA)	972 6096120	00050	67.28		67.28							
11603	DIAZ, GUSIEANNA	671 7349698	00050	282.51		282.51							
11727	Falestani Company	671 6481406	00050	65.00		65.00							
14763	Falestani Company	671 6481406	00050	862.25		862.25							
14030	Foremost Crystal	671 6499782	00050	793.50		793.50							
14036	Gov. l. of Guam Ret		00050	18.41		18.41							
7447	Guahan Waste Cont	671 6495183	00050	462.70		462.70							
12121	Guam Power Autho	671 5652909	00050	101268.84		101268.84							
12126	Guam Waterworks A	671 6477800	00050	130641.33		130641.33							
2081	GRISS Business Sys	671 4778992	00050	2850.16		2850.16							
14719	GURRERO, KODI E	671 727-3873	00050	350.00		350.00							
14961	Gas Security Syst	671 6468341	00050	435989.85		435989.85							
14320	Heavy Equipment P	671 6888401	00050	550.00		550.00							
14320	Home Depot (The)	671 6880440	00050	706.34		706.34							
14320	Home Depot (The)	671 8888888	00050	8170.16		8170.16							
14322	Home Depot (The)	671 8888888	00050	39518.93		39518.93							
13063	IAN CORPORATION	671 7433929	00050	350.00		350.00							
12021	IRIKATE, JACOB Q.	482-9546	00050	17.81		17.81							
15034	IT&E Marketing	671 6336330	00050	1425.60		1425.60							
11854	J.C. Edwards	303 3444000	00050	68051.85		68051.85							
13072	J.D. Internationa	671 6469524	00050	548.30		548.30							
13271	J.V. Internationa	671 6469524	00050	250.00		250.00							
13903	J&H Modern Tech.	6460581	00050	397.53		397.53							
13982	JOHNSONE SUPPLY	671 4490581	00050	579.98		579.98							
14346	UTC Services Guam	671 4433000	00050	118084.05		118084.05							
13803	Korando Corp.	671 6329001	00050	7029.00		7029.00							
14048	Lagu Sanitation	671 6495681	00050	50.00		50.00							
15428	Mendiola, Melanie	671 6325160	00050	26586.46		26586.46							
10188	Mid-Pac Far East	671 6491947	00050	15864.16		15864.16							
10258	Morrico Equipment	671 6374441	00050	350.00		350.00							
11038	ME International	671 682-2564	00050	350.00		350.00							
2022	MEKES, LEANN M.	671 959-2595	00050	22.00		22.00							
11811	MIZUSAWA, KIRT K.	671 4721736	00050	2313.23		2313.23							
10816	Facilig Daily New	671 4721736	00050	69387.50		69387.50							
14831	Facilig Data Syst	671 4721736	00050	375.00		375.00							
14831	Phillips and Bord	671 4772223	00050	12330.00		12330.00							
14703	Prislone Detaill	671 4773109	00050	29432.23		29432.23							
14203	PROPACIFIC Builde	671 4773109	00050	3383.93		3383.93							
14631	Pudlic Utilities	671 4721907	00050	1830.50		1830.50							
15341	PT PACIFIC INC.	671 6469287	00050	19043.65		19043.65							
15341	R&E GARCIA LLC, D	671 4725651	00050	80.00		80.00							
10823	Reaction Supply, C	671 4425651	00050	48806.48		48806.48							
15336	Society of Human	703 5483440	00050	80.00		80.00							
13030	Standard Office Per	671 4428871	00050	688.14		688.14							
7114	Standard Office S	671 4664825	00050	350.00		350.00							
2023	SALAS, RUDOLPH C.	671 477-3270	00050	885.00		885.00							
15630	SOURCE RITE INC		00050	885.00		885.00							

10764.12

414461.61

550.00

13631.40

350.00

350.00

732.00

350.00



**PORT AUTHORITY OF GUAM  
Budget Transactions**

*In the January 31, 2013 board meeting, Acting General Manager requested authorization from the Board of Directors to allow management to lift quarterly budget and be able to transfer money within divisions budget to give them the flexibility to manage their division. The Board of Directors approved the above request provided that the request be documented and that the Board be informed. Therefore, below are the current transactions.*

**Budget Lifts:**

Memo	Division	Request	Act. No.	Annual Budget	Quarterly Budget	Used as of 10/31/18	Balance	Reason
10/1/2018	HARBOR MASTER	LIFT ANNUAL BUDGET	121.8366.COMM	8,500	2,125		8,500	Radio Maintenance and BPA for Radios, Antennas, etc
10/1/2018	FINANCE	LIFT ANNUAL BUDGET	ALL GENERAL EXPENSE ACCOUNTS				0	Contracts, Annual Fee's, and Requisitions
10/1/2018	FINANCE	LIFT ANNUAL BUDGET	675.8368	140,188	35,047		140,188	Requisition Entry
10/2/2018	HARBOR MASTER	LIFT ANNUAL BUDGET	121.8366.COMM	5,000	1,250		5,000	MARINE VHF ANTENNA
10/2/2018	HARBOR MASTER	LIFT ANNUAL BUDGET	121.8664.DIVING	64,000	16,000		64,000	F3 THRU F6, GOLF PIER, F1, HARBOR REF/MARINAS
10/2/2018	INFORMATION TECHNOLOGY	LIFT ANNUAL BUDGET	670.8363	185,000	46,250		111,990	WEBZ and Other Maintenance Agreements
10/5/2018	HUMAN RESOURCES	LIFT ANNUAL BUDGET	620.8114	3,000	750		1,243	FY2019 Health Insurance Processing
10/11/2018	FLEET MAINTENANCE	LIFT ANNUAL BUDGET	413.8114	10,000	2,500		5,790	Cover for Current and Upcoming Requests
10/16/2018	PROCUREMENT	LIFT ANNUAL BUDGET	631.8620	16,000	4,000		14,594	Drinking Water Contract
10/16/2018	PROCUREMENT	LIFT ANNUAL BUDGET	631.8665.ADV	15,000	3,750		14,904	BPA - Advertising
10/17/2018	CRANES	LIFT ANNUAL BUDGET	411.8366.SFTEQPT	3,750	938		3,750	Items Needed OSHA Requirements
10/17/2018	CRANES	LIFT ANNUAL BUDGET	411.8665.REWMOT	25,000	6,250		25,000	Rewinding and Repairs of DC Motors and Generators
10/17/2018	WELDERS	LIFT ANNUAL BUDGET	414.8366.PHTLS	3,333	833		3,333	Parts, Supplies and Accessories
10/17/2018	WELDERS	LIFT ANNUAL BUDGET	414.8366.SFTEQPT	3,583	896		3,583	BPA - All Personnel Safety Equipment
10/17/2018	WELDERS	LIFT ANNUAL BUDGET	414.8524	43,000	10,750		41,700	BPA's, Requisitions, None Stock, Supply Withdrawals, etc
10/18/2018	ELECTRICAL	LIFT ANNUAL BUDGET	423.8524	100,000	25,000		85,862	Cover FY2018 Late Purchases and New Requisitions
10/18/2018	JANITORIAL	LIFT ANNUAL BUDGET	422.8665.PROF	5,400	1,350		5,400	BPA - Maintenance and Repairs for Small Engines
10/18/2018	ENGINEERING	LIFT ANNUAL BUDGET	640.8665.BLUPRINT	2,000	500		2,000	Printing, Copying, Scanning of AS-Built Plans
10/19/2018	PREVENTIVE MAINTENANCE	LIFT ANNUAL BUDGET	412.8524	60,000	15,000		58,544	BPA's, Requisitions, None Stock, Supply Withdrawals, etc
10/19/2018	PREVENTIVE MAINTENANCE	LIFT ANNUAL BUDGET	412.8366.PHTLS	3,333	833		3,333	Parts, Supplies and Accessories
10/19/2018	PREVENTIVE MAINTENANCE	LIFT ANNUAL BUDGET	412.8665.WINSH	5,000	1,250		5,000	Windshield and Glass Items
10/22/2018	CRANES	LIFT ANNUAL BUDGET	411.8665.MACHINE	25,000	6,250		25,000	Shop Services, Repairs and Fabrications
10/22/2018	FLEET MAINTENANCE	LIFT ANNUAL BUDGET	413.8665.AIR	15,000	3,750		15,000	A/C Repairs on all Vehicles and Tractors
10/22/2018	FLEET MAINTENANCE	LIFT ANNUAL BUDGET	413.8665.HYDRA	15,000	3,750		15,000	Fabrication of Air Hoses, Tubings, and Fittings
10/22/2018	FLEET MAINTENANCE	LIFT ANNUAL BUDGET	413.8665.STARTER	15,000	3,750		15,000	Repairs on all Vehicles, Cargo Handling and Support Equip.
10/22/2018	FLEET MAINTENANCE	LIFT ANNUAL BUDGET	413.8665.TIRES	15,000	3,750		15,000	Repairs on all Equipment and Disposal Fee's
10/22/2018	PREVENTIVE MAINTENANCE	LIFT ANNUAL BUDGET	412.8366.SFTEQPT	4,583	1,146		4,583	BPA
10/25/2018	GENERAL ADMINISTRATION	LIFT ANNUAL BUDGET	610.8665.PROF	12,000	3,000		12,000	Record Storage Fee and Records Destruction
10/26/2018	GENERAL ADMINISTRATION	LIFT ANNUAL BUDGET	610.8521	6,000	1,500		5,598	Postage Meter Refill and other Supplies
10/30/2018	INFORMATION TECHNOLOGY	LIFT ANNUAL BUDGET	670.8865.PROF	15,000	3,750		15,000	DMR-BLK 160 Package
10/30/2018	INFORMATION TECHNOLOGY	LIFT ANNUAL BUDGET	670.8366.COMM	40,000	10,000		40,000	BPA - Maintenance of Equipment
10/30/2018	INFORMATION TECHNOLOGY	LIFT ANNUAL BUDGET	670.8363	185,000	46,250		111,990	BPA - Internal Computer Parts
10/30/2018	INFORMATION TECHNOLOGY	LIFT ANNUAL BUDGET	670.8524	10,000	2,500		10,000	BPA - All Parts/Materials Needed

**Divisional Transfers:**

Memo	Division	Request	Act. No.	Amount	Reason
10/18/2018	CRANES	TRANSFER FUNDS		197,920	2 C32 910 KW Generators
10/30/2018	IT	TRANSFER FUNDS		2,000	Shortage for DMR-BLK 160 Package



PORT AUTHORITY OF GUAM  
CONTRACT SUMMARY UPDATE

No	Consultant/Vendor	Type of Service	Solicitation Method Reference No.	Division	Contract Term	Initial Term	Expiration After Options	Next Renewal Due Date	Annual Amount (Comments /Notes)
<b>PROFESSIONAL SERVICES</b>									
1	N.C. Macario & Assoc.	A/E Design and Consulting Services	RFP-016-002	Engineering	2 years with option to renew for 1 additional year	10/07/16 to 10/06/18	10/7/2019	-	Not to exceed \$480,000.00
2	GAS	Implementation & Integration of TOS	RFP-013-004	IT	5 years	2014 to 2019	-	3/17/19	TO2 - \$4.4Million
3	A1 - Guam WEBZ	Web Development, Hosting, Support and Maintenance Svcs	RFP-014-006	IT	3 yrs w/ options NTE 5yr	04/03/2015 to 04/02/2018	4/2/2020	4/2/2018	Fees based on rates
4	Alan Searle	Classification Position Maintenance	RFP-014-001	HR	1 yr w/ option NTE 5 yr	06/01/14 to 05/31/15	-	5/31/2019	\$73,000.00
5	AM Insurance	Insurance Coverages	GSA/PAG-020-17	Finance	5 years	10/01/2017 to 09/30/2022	9/30/2022	9/30/2018	Premium based
6	AM Insurance	Workers Compensation Coverages	GSA-001-15	Finance	1 year - 2017 to 2018	8/1/2018 to 7/31/2019 exercised option	7/31/2019	7/31/2019	\$50,000.00
7	Matson	Matson-Technical Support Services	RFP-016-003	EQMR	Extended from 11/4/2018 to 5/4/2019, pending SAAG and PAG Approval	11/4/16 to 11/3/17	5/4/2019	5/4/2019	490,000.00
8	Bank of Guam	Banking Services	RFP-014-004	Finance	5 years	6/1/14 to 5/31/19	5/31/2020	5/31/2019	Fees based on rates
9	IRIS, LTD	Risk Management Consultant	RFP-014-005	Finance	Expired	Pending Scope of Work	-	-	-
10	OMEGA Safety	OSHA Training & Certification Services for Maritime Terminal Operations	RFP-017-003	Human Resources	3yr w/ 2- 1yr options NTE 5 years	8/13/2018 to 8/13/2021	8/13/2023	8/13/2021	Fees based on rates
11	Pacific Human Resources, Inc.	Drug Free Workplace Program	RFP-015-002	Human Resources	3 yr. w/ 2 options NTE 5 years	03/19/15 to 03/18/2018	3/18/2020	3/18/2019	Fees based on rates
12	Phillips & Bordallo	Legal Services	RFP-015-004	Corporate	1 yr w/options NTE 4 years	06/17/15 to 06/16/2016	6/16/2019	6/16/2018	Fees based on rates
13	TakeCare dba: FHP	Medical Examination Services	RFP-017-002	Human Resources	3 yr. w/ 2 options NTE 5 years	9/21/17 to 9/20/20	9/20/2022	9/20/2020	Fees based on rates
14	Pro Marine Technology	Underwater Assessment & Inspection Services	RFP-015-001	Harbor/Mstr	2 yrs w/ 3 options NTE 5yr	07/17/15 to 07/16/2017	7/16/2020	7/17/2019	Task Order Based
15	Tristar Terminals, Inc.	M & O of F-1 Fuel Pier Facility	RFP-013-003	Engineering	5 years	04/01/14 to 03/31/19	3/31/2019	3/31/2019	Fees based on rates
16	Unitek Environmental-Guam	Environmental Consulting Services-SWPP Compliance	RFP-014-002	Engineering	1 yr w/ option NTE 5 yr	07/01/14 to 06/30/15	7/9/2019	-	Task Order Based
17	Deloitte & Touche	Annual Independent Audit Services	RFP-018-003	Fiscal	FY18, FY19, FY20, w/ 1yr Option	FY18, FY19, FY20, w/ 1yr Option	Dec. 2021	Bid Opened: 9/7/2018	Contract is at GM for signature
18	Parsons Brinckerhoff /WSP	OAE - Owner Agent Engineer	RFP-015-003	Planning	1 yr w/ 4 options NTE 5 yrs	9/9/15 to 9/8/18 exercised options	9/8/2020	9/8/2019	\$2.58mil
19	Nick Captain and Assoc.	Appraisal Consulting Services	RFP-016-001	Commercial	3yrs w/2 options NTE 5yrs	4/13/16 to 4/12/19	4/12/2021	4/12/2019	Task Order Based





Port Authority of Guam  
Capital Improvement Projects  
Engineering Division  
Summary Status

As of January 4 , 2019

Fact Sheet No. 77

<b>Project:</b>	<b>Marine SLE Project, Wharf Repairs</b>
<b>Project No.:</b>	IFB No. PAG-CIP-014-005
<b>Project Amount:</b>	\$4,541,635.00
<b>Funding Source:</b>	Port Authority of Guam
<b>Contractor:</b>	BME & Sons, Inc.
<b>Construction Manager:</b>	EMPSCO & Port Engineering/CIP Division
<b>Notice to proceed:</b>	January 5, 2015
<b>Project Completion:</b>	May 17, 2016
<b>Work Status:</b>	Project completed.
	Contractor disputing Change Order No. 6. Pending status on Contractor and PAG Management

\*\*\*\*\*

<b>Project:</b>	<b>Container Yard Asphalt, Concrete Pavement and Fire Hydrant Valve Repairs</b>
<b>Project No.:</b>	IFB No. PAG-CIP-017-002
<b>Project Amount:</b>	\$2,770,379.98
<b>Funding Source:</b>	Port Authority of Guam – FMF
<b>Contractor:</b>	Korando Corporation
<b>Construction Manager:</b>	PAG Engineering
<b>Notice to Proceed:</b>	September 4,2018
<b>Project Completion:</b>	240 Calendar days
<b>Work Status:</b>	As per December 10,2018 Asphalt concrete pavement was substantially completed at area "N" and area "O". Percentage of work accomplish as of January 2, 2018 is 43 %. Korando Corporation continue working at area "P" and "Q". Concrete pouring is tentatively schedule on January 11,2019.

\*\*\*\*\*

<b>Project:</b>	<b>A/E Design Consultant Services</b>
<b>Project No.:</b>	RFP No. PAG-016-002
<b>Project Amount:</b>	IDIQ Contract
<b>Funding Source:</b>	Port Authority of Guam
<b>A/E Consultant:</b>	N.C. Macario & Associates
<b>Construction Manager:</b>	N.C. Macario & Associates
<b>Notice to Proceed:</b>	September 30, 2016
<b>Project Completion:</b>	September 29, 2018 w/ 1 year option to extend from PAG
<b>Work Status:</b>	NC Macario continue construction management of Task order no.3 and 4.



<b>Project:</b>	<b>Container Yard Trench Drain Repair</b>
<b>Project No.:</b>	IFB No. PAG-CIP-017-003
<b>Project Amount:</b>	\$456,759.00
<b>Funding Source:</b>	Port Authority of Guam
<b>Contractor:</b>	AYM Construction
<b>A/E Consultant:</b>	N.C. Macario & Associates
<b>Construction Manager:</b>	N.C. Macario & Associates
<b>Notice to Proceed:</b>	TBD
<b>Project Completion:</b>	TBD
<b>Work Status:</b>	Procurement issued P.O and Contract to AYM. As of November 16, 2018 DPW issued the building permit to AYM construction. Notice to Proceed is scheduled on November 26,2018. AYM contractor on process in obtaining General liability insurance and material submittals for NCM review and approval. Mobilization is on December 31, 2018.

\*\*\*\*\*

<b>Project:</b>	<b>Supply and Install coin operated Pressure Washer in Agana Marina</b>
<b>Project No.:</b>	RFQ
<b>Project Amount:</b>	\$35,981.93
<b>Funding Source:</b>	Port Authority of Guam
<b>Contractor:</b>	IAN Const. Corp.
<b>Construction Manager:</b>	PAG Engineering/CIP Division
<b>Notice to Proceed:</b>	June 1, 2018
<b>Project Completion:</b>	October 31, 2018
<b>Work Status:</b>	100 % Completed.

\*\*\*\*\*

<b>Project:</b>	<b>Supply and Install 4 ea. 40ft Pole with LED Light and 12 Ea. 20ft. Alum. Pole with Solar Light at Port various location</b>
<b>Project No.:</b>	IFB-PAG-CIP-018-004
<b>Project Amount:</b>	\$336,561.02
<b>Funding Source:</b>	PAG and Port Security Grant Program (Federal) 2016
<b>Contractor:</b>	J & G Construction
<b>Construction Manager:</b>	PAG Engineering/CIP Division
<b>Notice to Proceed:</b>	September 10, 2018
<b>Project Completion:</b>	May 31, 2019
<b>Work Status:</b>	J & G contractor is in the process of obtaining a General liability insurance and mobilization is scheduled on January 11, 2019.

\*\*\*\*\*

<b>Project:</b>	<b>Design Build to Supply and Install New 8,000 Gals. Double Wall Fuel Tank with Fuel Dispenser and Complete Appurtenances.</b>
<b>Project No.:</b>	IFB-PAG-CIP-018-002
<b>Project Amount:</b>	\$272,109.68
<b>Funding Source:</b>	FMF
<b>Contractor:</b>	Pro Pacific Corporation
<b>Construction Manager:</b>	PAG Engineering/CIP Division
<b>Notice to Proceed:</b>	July 16, 2018
<b>Project Completion:</b>	January 4, 2019
<b>Work Status:</b>	Building permit was issued November 28,2018. Pro Pacific Contractor started working on December 3, 2018. ETA of 8000 Gal. Tank January 23, 2019.

Project: Harbor of Refuge Pump Station and Installation of Waste Water Injector Pump  
 Project No.: TBD  
 Project Amount: TBD  
 Funding Source: Dept. of Agriculture Fish and Wild Life Boating Grant  
 Contractor: TBD  
 Construction Manager: PAG Engineering/CIP Division  
 Notice to Proceed: TBD  
 Project Completion: TBD  
 Work Status: Awaits MOU approval from Attorney General and Governor.

\*\*\*\*\*

Project: Harbor of Refuge Installation of Mooring Blocks  
 Project No.: TBD  
 Project Amount: TBD  
 Funding Source: Dept. of Agriculture Fish and Wild Life Boating Grant  
 Contractor: TBD  
 Construction Manager: PAG Engineering/CIP Division  
 Notice to Proceed: TBD  
 Project Completion: TBD  
 Work Status: Awaits MOU approval from Attorney General and Governor.

\*\*\*\*\*

Project: Demolition of Dock "B" in AGAT Marina  
 Project No.: IFB-PAG-CIP-018-001  
 Project Amount: \$48,678.00  
 Funding Source: Dept. of Agriculture Fish and Wild Life  
 Contractor: Canton Construction Corporation  
 Construction Manager: PAG Engineering/CIP Division  
 Notice to Proceed: TBD  
 Project Completion: TBD  
 Work Status: Mobilization is schedule on January 7, 2019.

\*\*\*\*\*

Project: Repair of Mobil Pipeline Concrete Pipe Support and Repainting of All Fuel Pipeline Gate Valves, Flanges, Bolts and Nuts.  
 Project No.: TBD  
 Project Amount: \$50,325.00  
 Funding Source: PAG Engineering/CIP Division  
 Contractor: IAN Corporation  
 Construction Manager: PAG Engineering/CIP Division  
 Notice to Proceed: September 24, 2018  
 Project Completion: January 31, 2019  
 Work Status: Work along at route 11 was completed on December 14, 2018. Work inside Gulf Pier was stop until access agreement is finally approved by Mobil Oil Guam.



**Project:** Rehabilitation of H-Wharf and Access Road  
**Project No.:** TBD  
**Project Amount:** TBD  
**Funding Source:** PAG Engineering/CIP Division  
**Contractor:** TBD  
**Construction Manager:** PAG Engineering/CIP Division  
**Notice to Proceed:** TBD  
**Project Completion:** TBD  
**Work Status:** Project Kick-Off meeting was conducted with WSP and PAG Team on September 17, 2018. As of October 2018. WSP to work on Environmental issues.

\*\*\*\*\*

**Project:** Golf Pier Repair  
**Project No.:** TBD  
**Project Amount:** TBD  
**Funding Source:** PAG Engineering/CIP Division  
**Contractor:** TBD  
**Construction Manager:** PAG Engineering/CIP Division  
**Notice to Proceed:** TBD  
**Project Completion:** TBD  
**Work Status:** PAG Team met on December 20,2018. PAG team agreed that A/E Bid Documents will be advertise on end of the year.

\*\*\*\*\*

**Project:** EQMR & Warehouse I Building  
**Project No.:** TBD  
**Project Amount:** TBD  
**Funding Source:** PAG Engineering/CIP Division  
**Contractor:** TBD  
**Construction Manager:** PAG Engineering/CIP Division  
**Notice to Proceed:** TBD  
**Project Completion:** TBD  
**Work Status:** PAG Team met on December 20,2018. PAG team agreed that A/E Bid Documents will be advertised at end of the year.

\*\*\*\*\*

**Project:** Waterline Replacement and Relocation  
**Project No.:** TBD  
**Project Amount:** TBD  
**Funding Source:** PAG Engineering/CIP Division  
**Contractor:** TBD  
**Construction Manager:** PAG Engineering/CIP Division  
**Notice to Proceed:** TBD  
**Project Completion:** TBD  
**Work Status:** PAG Team met on December 20,2018. PAG team agreed that A/E Bid Documents will be advertised at end of the year.



<b>Project:</b>	<b>New Administration Building Construction</b>
<b>Project No.:</b>	TBD
<b>Project Amount:</b>	TBD
<b>Funding Source:</b>	PAG Engineering/CIP Division
<b>Contractor:</b>	TBD
<b>Construction Manager:</b>	PAG Engineering/CIP Division
<b>Notice to Proceed:</b>	TBD
<b>Project Completion:</b>	TBD
<b>Work Status:</b>	PAG Team met on December 20,2018. PAG team agreed that A/E Bid Documents will be advertised at end of the year.

\*\*\*\*\*

<b>Project:</b>	<b>Repainting CMU Wall, Gate Booth 1, 2, and 3 and Container Yard Barbed Wire Replacement</b>
<b>Project No.:</b>	TBD
<b>Project Amount:</b>	TBD
<b>Funding Source:</b>	Marad
<b>Contractor:</b>	TBD
<b>Construction Manager:</b>	PAG Engineering/CIP Division
<b>Notice to Proceed:</b>	TBD
<b>Project Completion:</b>	TBD
<b>Work Status:</b>	Scope of Work has been completed and on-going process for Procurement announcement of Invitation For Bid. Procurement to advertise.

\*\*\*\*\*

<b>Project:</b>	<b>Modification of Primary Feeder Line of Pump House Building to Secondary Feeder Line Panel.</b>
<b>Project No.:</b>	TBD
<b>Project Amount:</b>	TBD
<b>Funding Source:</b>	Marad
<b>Contractor:</b>	TBD
<b>Construction Manager:</b>	PAG Engineering/CIP Division
<b>Notice to Proceed:</b>	TBD
<b>Project Completion:</b>	TBD
<b>Work Status:</b>	Procurement issued a request for quotation to the Contractors. PAG Engineering to revise scope of work for new quotation.

\*\*\*\*\*

<b>Project:</b>	<b>Remove and Replace Thermoplastic Paint in Cont. Yard Area U, V and W.</b>
<b>Project No.:</b>	TBD
<b>Project Amount:</b>	TBD
<b>Funding Source:</b>	Marad
<b>Contractor:</b>	TBD
<b>Construction Manager:</b>	PAG Engineering/CIP Division
<b>Notice to Proceed:</b>	TBD
<b>Project Completion:</b>	TBD
<b>Work Status:</b>	PAG Engineering Developing SOW.

**FY-19 WORK INJURY REPORT**  
(01/01/19 to 12/31/19)

<b><u>Divisions</u></b>	<b><u>*Lost-time</u></b>	<b><u>**Recordable</u></b>	<b><u>*** Refused Treatment</u></b>
Stevedoring	0	0	0
Transportation	0	0	0
Terminal	0	0	0
EQMR	0	0	0
Others	<u>0</u>	<u>0</u>	<u>0</u>
<b>Total</b>	<b>0</b>	<b>0</b>	<b>0</b>

---

**Work Injury Summary for this reporting period: 1/04/2019**

**Total Injuries for FY-19 to date: 0–Injury**

**0-- Lost-time**

**0– Recordable**

**0– Refused Medical Attention**

**Last disabling work injury was on: 12/19/18**

**Number of days since last disabling work injury: 16-days**

**Note: PAG best record was 222 days or 7 months w/o a disabling work injury**

**\*Lost-time** = If an employee was injured on the job and medical doctor sent him/her home, his/her injury is considered a lost-time.

**\*\*Recordable** = If an employee was injured on the job and medical doctor treated him/her and released him/her back to work on the same day (Recordable because of medical charges).

**\*\*\*Refused Medical Attention:** Filed WC Forms 201 & 202 for record purposes only.

---





**PORT OF GUAM**  
ATURIDATI PUETTON GUAHAN  
**Jose D. Leon Guerrero Commercial Port**  
1026 Cabras Highway, Suite 201, Piti, Guam 96925  
Telephone: 671-477-5931/35 Facsimile: 671-477-2689/4445  
Website: [www.portguam.com](http://www.portguam.com)



Lourdes A. Leon Guerrero  
Governor of Guam  
Joshua F. Tenorio  
Lieutenant Governor

January 7, 2019

**MEMORANDUM**

TO: Board of Directors

FROM: Acting Deputy General Manager, Operations

SUBJECT: ATOSSCOM Executive Meeting

---

The Board of Directors at its previous meeting approved travel authorization for one (1) port personnel to attend the ATOSSCOM Executive Meeting held in Pohnpei, FSM. Request is being made for the incoming General Manager to attend as well. In doing so, will allow for a face-to-face introduction and interaction opportunity with the ATOSSCOM officers as well as observe the shipping industry in the Micronesia region.

The following is provided:

Purpose: ATOSSCOM Executive Meeting  
Travel Date: February 18-22, 2019  
Destination: Pohnpei, Federated States of Micronesia  
Participants: General Manager  
Travel Cost: Airfare: \$ 633.39  
Per Diem: \$1,099.00  
**\$1,732.39**

I am available should you have any questions.



JOHN B. SANTOS




**PORT OF GUAM**  
 ATURIDATI PUETTON GUAHAN  
**Jose D. Leon Guerrero Commercial Port**  
 1026 Cabras Highway, Suite 201, Piti, Guam 96925  
 Telephone: 671-477-5931/35 Facsimile: 671-477-2689/4445  
 Website: www.portguam.com



Lourdes A. Leon Guerrero  
 Governor of Guam  
 Joshua F. Tenorio  
 Lieutenant Governor

**BOARD POLICY MEMORANDUM NO. 2007-005**

<b>To:</b> All Division Heads	<b>Subject:</b> Check Signing Policy
<b>Effective Date:</b> August 16, 2007	<b>Revision Date:</b> June 24, 2013 January 8, 2019
<b>Approved by:</b>  FRANCISCO G. SANTOS, Chairman, Board of Directors	
ALL REVISIONS ARE MARKED WITH AN ASTERISK (*)	

- I. **PURPOSE:** The Jose D. Leon Guerrero Commercial Port recognizes the need to implement internal controls over check signing and to update instructions to depositories so that there is a clear understanding regarding the Port's check signing authority.
- II. **SCOPE:** The provisions of this policy shall be utilized and adhered to by all Port management, employees and financial institutions that provide banking services to the Port.
- III. **DISCUSSION:** The Finance Division issues checks several times each month in payment of vendor invoices and employee payroll deductions. There are 26 payroll periods each fiscal year, and pay checks are issued two or three times a month. Payroll checks require only one (1) signature, which can be manually signed or stamped. Operating checks shall bear two (2) signatures, which can also be signed manually or stamped.

Because of the number of checks processed for signature each week, it is prudent to assign and authorize multiple signatures for Port check disbursement as follows:

- A. General Manager
- B. Deputy General Managers
- C. Financial Affairs Controller

**IV. POLICY**

**A. General Account Checks for \$100,000 or less**

Vendor checks written for \$100,000 or less shall be signed by two (2) signatories as indicated on the bank signature card from either the:

- 1. General Manager
- 2. Deputy General Manager(s); or
- 3. Financial Affairs Controller.

Checks issued through the General Account that are within the established threshold will be initially delivered to the Financial Affairs Controller for review of supporting



documents. It is then forwarded to the Deputy General Manager for his/her review and signature. In the absence of either officer, the alternate signers would be the General Manager or the Deputy General Manager.

**B. General Account Checks over \$100,000**

For checks over \$100,000, the order of the manual signing would be as follows:

1. First Signatory: Financial Affairs Controller
2. Second Signatory: General Manager

In the absence of the Financial Affairs Controller, it will be one of the Deputy General Managers as the first signature and in the absence of the General Manager, the Deputy General Manager will be the alternate signatory.

**C. Certifying Officer**

The certifying officer will be the Financial Affairs Controller or the designated alternate certifying officer. The certifying officer may not be a check signatory for general account disbursements.

**D. Payroll Checks for \$10,000 or less**

Payroll checks for \$10,000 or less will be signed by the Financial Affairs Controller. In his/her absence, the alternate signers will be the Deputy General Manager or General Manager.

**E. Payroll Checks over \$10,000**

Payroll checks over \$10,000 will be manually signed by the General Manager. In the absence of the General Manager, the alternate signers will be the Deputy General Manager.

**F. Prohibition**

This policy prohibits the signatories from signing checks where the signatory is the payee. For example, a check addressed to the General Manager should not have the General Manager as one of the signatories. Payments where a signatory is a party to the transaction (travel reimbursement or per diem, for example) is not a signatory for that particular payment.

**G. Signatures Safe Guard**

Stamp signatures shall be kept inside a vault and will only be issued by the Petty Cash Custodian (Accountant I or Accountant II) to the particular signatory.

**BOARD OF DIRECTORS**  
*Francisco G. Santos, Chairman*  
*Oscar A. Calvo, Vice Chairman*  
*Melanie R. Mendiola, Board Secretary*  
*Maria D.R. Taitano, Member*  
*Nathan T. Taimanglo, Member*



**Resolution No. 2019-01**

**RELATIVE TO THE DESIGNATION OF SIGNATORIES FOR THE  
JOSE D. LEON GUERRERO COMMERCIAL PORT**

**BE IT RESOLVED BY THE BOARD OF DIRECTORS OF THE JOSE D. LEON GUERRERO COMMERCIAL PORT:**

**WHEREAS**, the Jose D. Leon Guerrero Commercial Port's management personnel have recently changed; and

**WHEREAS**, the Jose D. Leon Guerrero Commercial Port recognizes the need to implement internal controls over check signing and to update instructions to depositories so that there is a clear understanding regarding the Port's check signing authority; and

**WHEREAS**, to ensure that the day-to-day operations of the Jose D. Leon Guerrero Commercial Port continue without disruption, management personnel must be able to access the Port's accounts; now therefore be it

**RESOLVED**, that the following listed management personnel of the Port Authority of Guam are authorized, on behalf of the Authority, to sign bank checks and drafts for the withdrawal and/or transfer of funds, drawn on all financial institutions containing monies of the Authority, and to endorse and accept checks, drafts, notes, and other paper payable to and by this Authority:

<u>Name of Employee</u>	<u>Position Title</u>
1. Rory J. Respicio	General Manager
2. Connie Jo Shinohara	Deputy General Manager
3. Dominic G. Muña	Deputy General Manager
4. Jose B. Guevara III	Financial Affairs Controller

and be it further

**RESOLVED**, that the General Account checks written for \$100,000 or less shall be signed by any two signatories from either the General Manager, Deputy General Manager or Financial Affairs Controller; and

**RESOLVED**, that the checks over \$100,000, the order established for manual signing will be the Financial Affairs Controller as the first signatory, and the General Manager as the second signatory. In the absence of the Financial Affairs Controller, the Deputy General Manager will be the first signatory. In the absence of the General Manager, the Deputy General Manager will be the second signatory; and be it further


**RESOLVED**, that payroll checks \$10,000 or less will be signed by the Financial Affairs Controller. In his/her absence, the alternates would be the Deputy General Manager or General Manager. Payroll checks over \$10,000 will be manually signed by the General Manager and in his absence, the alternate signers will be the Deputy General Manager; and be it further


**RESOLVED**, that the Secretary of the Board of Directors shall certify to said financial institutions licensed to do business on Guam and in conformance with all territorial banking laws and rules and regulations of the Jose D. Leon Guerrero Commercial Port the names of the above listed persons presently holding the office or position above stated, and from time to time shall immediately certify to said financial institutions any changes in the same; and be it further


**RESOLVED**, that the Secretary is authorized and directed to deliver a certified copy of this resolution to the financial institutions; and be it further

**RESOLVED**, that this resolution supersedes any previous resolutions concerning the administration of the Jose D. Leon Guerrero Commercial Ports financial accounts.

**PASSED AND ADOPTED UNANIMOUSLY BY THE BOARD OF DIRECTORS THIS 8<sup>th</sup> DAY OF  
JANUARY, 2019.**

  
FRANCISCO G. SANTOS  
CHAIRMAN, BOARD OF DIRECTORS  
JOSE D. LEON GUERRERO COMMERCIAL PORT

  
MELANIE R. MENDIOLA  
SECRETARY, BOARD OF DIRECTORS  
JOSE D. LEON GUERRERO COMMERCIAL PORT





JOSE D. LEON GUERRERO COMMERCIAL PORT  
Port Authority of Guam  
Piti, Guam

January 4, 2019

MEMORANDUM

To: Board of Directors  
From: General Manager Designee *Romy L. Espicio*  
Subject: Fiscal Year 2019 Insurance Coverage & Premiums

---

*Hafa Adai!* On December 4, 2018, the Port received official notice from AM Insurance of their insurers' intent to commence cancellation process because of the Port's insurance coverage if payment in the amount of \$219,910.01 was not received by December 31, 2018. After discussions with AM Insurance representatives, it was agreed that termination of the Port's insurance coverage will be held in abeyance and allow the Board and management to resolve the issue in January.

Below is a summary of what occurred leading up to AM Insurance's notification to the Port:

Through a procurement solicitation, GSA/PAG-020-17, AM Insurance was awarded to provide property and liability insurance coverage to the Port. On October 25, 2017, the Board of Directors passed Resolution 2017-21, accepting the Port's insurance coverage for a five (5) year contract with AM Insurance and recommended General Services Agency award such procurement bid.

As required under the Port's Contract Review Protocol with Public Utilities Commission (PUC), the Port presented its petition seeking approval of its contract for insurance with AM Insurance. On October 24, 2017, PUC issued an order under PAG Docket 18-01 approving the Ports contract for insurance with AM Insurance. The amount of the contact for Fiscal Year 2018 was \$2,372,181.19.

The policy issued to the Port had several provisions which allowed for annual premium reviews to occur as follows:

1. Premium at anniversary date subject to market placing, adequate reinsurance and changes in the risk.
2. The premium shall be subject to revision at any time following any alteration in physical hazard.
3. At any renewal/anniversary date, the insurers may require revised terms and conditions, if the insurance does not accept such term and conditions, the agreement set forth in such clause shall lapse.

At the start of the Fiscal Year 2019, AM Insurance informed the Port the annual premium increased from \$2,372,181.19 to \$2,592,091.20—a difference from annual premium of \$219,910.01.

Memo to PAG Board/FY19 Insurance Coverage & Premiums

January 4, 2019

Page 2

On October 2, 2018, AM Insurance explained to the Port, in an email, why the insurance cost had increased, which was:

1. Global natural catastrophic events which occurred within the year throughout the United States, Asia, and South America, Lloyds property reinsurance market had experienced double digit rate increases.
2. The increased property and revenue values declared by the Port. The total declared value the Port provided to AM Insurance was \$231,700,020.49.
3. The inflated cost of insurance compounded with the increase in values resulted in a parallel effect on the premium rates.

On October 10, 2018, the Port disputed AM Insurance's "authority to impose premium increases for Fiscal Year 2019..." In the Port's letter, it was their opinion the 5-year contract with AM Insurance protects the Port from such rate increases and there was nothing in the policy which allowed for the rate increases due to changes in the market during the policy period. As such, the Port informed AM Insurance that the "proposed rate increase for Fiscal Year 2019 is neither authorized nor justified in this case."

On October 12, 2018, AM Insurance responded to the Port's dispute. They reiterated the policy provisions as outlined above. The Port was also provided a premium comparison for Fiscal Years 2013 to 2017, which clearly demonstrated that premium adjustments was done in the past, which included reductions in premiums aside from charging additional premiums when necessary.

On December 4, 2018, AM Insurance was provided a check from the Port in the amount of \$2,372,181.19 which represented a partial payment for the FY2019 insurance premium of \$2,592,091.20. A breakdown of the insurance policy coverage provided by AM Insurance is as follows:

Line of Coverage	Premium	Payment	Balance
Property	\$2,195,313.00	\$2,004,786.72	\$190,526.28
Port Liability	\$283,560.00	\$283,560.00	-0-
Director & Officer Liability	\$55,575.00	\$55,575.00	-0-
Automobile	\$27,292.20	\$15,908.47	\$11,383.73
Crime	\$12,351.00	\$12,351.00	-0-
Hull & Machinery	\$18,000.00	\$0.00	\$18,000.00
<b>BALANCE DUE</b>	<b>\$2,592,091.20</b>	<b>\$2,372,181.19</b>	<b>\$219,910.01</b>

A review of the Port's assets and equipment listing which was provided to the new administration was made. The following were observed:

1. Port had acquired during the 2018 policy period, ten (10) vehicles which increased the premium for the Automobile coverage.
2. The Port also acquired two (2) 2003 25-foot patrol vessels, which are valued at \$300,000 each. Initially, the Port had requested to include the boats in the property policy. However, the insurers issued a separate form and placed the vessels on a Marine Property Hull and



Machinery Policy. This specific policy does not have vessel limitations as it would if it was under the Property policy.

3. Port had declared \$231,700,020.49 for property and revenue values in FY2019.

Based on the review of this matter, it is determined that the premium increase for the FY 2019 insurance policy is justified. However, this leaves a \$32,091.20 deficiency in the approved budget for insurance expenses. It is requested funds in the amount of \$32,091.20 be allocated from the new telephone system to pay for the premium balance of \$219,910.01 since this capital outlay will be funded from the revenue bonds.

Your approval on this request is greatly appreciated.

Cc: Deputy General Manager Designees:  
Ms. Connie Jo Shinohara  
Mr. Dominic G. Muña  
Financial Affairs Controller  
Contracts Management Administrator  
Procurement & Supply Manager

JOSE D. LEON GUERRERO COMMERCIAL PORT  
Port Authority of Guam  
Piti, Guam

January 4, 2019

MEMORANDUM

To: Board of Directors

From: General Manager Designee *Romy Espino*

Subject: Creation of In-House Staff Attorney & Procurement Solicitation of Maritime  
Legal Services

---

*Hafa Adai!* Since 2010, there have been 51 cases which have been referred to Port Legal Counsel to pursue litigation. Out of the 51 cases, 16 are pending—3 civil and 13 employee adverse action appeals. The Port has expended more than \$6 million in legal fees to pursue litigation over the 8 years.

As the Port moves forward with the capital improvement projects to prepare for the military build-up, we have reviewed some areas that need to be addressed and determined alternatives that would help reduce costs while still achieving our operational mission objectives. One area we reviewed how we handle legal matters related to the Port.

The Port's bulk of legal representation deals with ordinary and routine matters. Our request is to establish a staff attorney position within the Port's Classification and Compensation that will provide Port management with advice and guidance on the day-to-day transactions, such as reviewing commercial leases, landlord-tenant disputes, government procurement solicitations, claims filed, account receivable collections, human resources, Sunshine Act compliance, etc.

Employing a staff attorney as a full-time employee of the Authority will provide continuity and develop institutional knowledge of the Agency. The employee (staff attorney) can actively guide management in decisions that could have potential legal ramifications and can assist in averting possible problems with contract management, negotiation and personnel matters. The combination of legal knowledge and experience will make a better-rounded advisor, helping the Port avoid unnecessary liability while increasing efficiency and effectiveness.

We do recognize that when special circumstances warrant, the Port should continue to avail themselves of highly specialized legal counsel that can handle the contentious and complex legal matters. As such, we also recommended a procurement solicitation package for legal expertise service be issued.



Memo to PAG Board/Creation of In-House Staff Attorney  
and Procurement Solicitation of Maritime Legal Services

January 4, 2019

Page 2

In light of the above, approval is being sought to:

1. Begin the creation of position process for a staff attorney under the Port's Classification and Compensation Plan; and
2. Issue procurement solicitation package for legal services for maritime industry expertise.

Be advised, if approval for the creation of position is granted, the petition will be presented to the Board at the next meeting to begin the transparency and disclosure process in accordance with the Personnel Rules and Regulations.

Your approval on this request is a greatly appreciated.

Cc: Deputy General Manager Designees  
Ms. Connie Jo Shinohara  
Mr. Dominic G. Muña  
Financial Affairs Controller  
Procurement & Supply Manager  
Acting Personnel Services Administrator

JOSE D. LEON GUERRERO COMMERCIAL PORT  
Port Authority of Guam  
Piti, Guam

January 5, 2019

MEMORANDUM

To: Board of Directors  
From: General Manager Designee *Ramon Respicio*  
Subject: Travel Authorization Request: CNMI

---

*Hafa Adai!* We are in receipt of an invitation from the Commonwealth Northern Marianas Islands (CNMI) Government to attend the inauguration of the Governor Ralph A. Torres and Lt. Governor Arnold I. Palacios on January 14, 2019. Meetings are being scheduled with representatives of Commonwealth Ports Authority to discuss their recovery efforts and possible assistance from the Port, as well as, their master plan expansions for their ports in Saipan, Tinian and Rota in line with the military build-up and their economic growth.

In light of the above, it is respectfully requested that travel authorization be granted for the following:

Purpose: Meetings with CNMI Port Authority Officials  
Travel Date: January 14, 2019  
Designation: Commonwealth Northern Mariana Islands  
Participant: General Manager

Your approval on this request is greatly appreciated.

Cc: Deputy General Manager Designees  
Mrs. Connie Jo Shinohara  
Mr. Dominic G. Muña  
Financial Affairs Controller