



**PORT OF GUAM**

ATURIDAT I PUETTON GUAHAN

**Jose D. Leon Guerrero Commercial Port**

1026 Cabras Highway, Suite 201, Piti, Guam 96925

Telephone: 671-477-5931/35 Facsimile: 671-477-2689/4445

Website: [www.portguam.com](http://www.portguam.com)



**Lourdes A. Leon Guerrero**  
Governor of Guam

**Joshua F. Tenorio**  
Lieutenant Governor

REGULAR MEETING OF THE BOARD OF DIRECTORS

Jose D. Leon Guerrero Commercial Port

Thursday, March 25, 2021

Virtual Board Meeting

3:00 p.m.

A G E N D A

- I. CALL TO ORDER
- II. APPROVAL OF MINUTES
  1. February 25, 2021 – Regular Board Meeting
- III. PUBLIC COMMENTS:
  - a. Public Comments
  - b. Employee Comments
  - c. PAGGMA Association
- IV. GENERAL MANAGER'S REPORT (deferred to Old/New Business Items)
- V. OLD BUSINESS
  1. RFP-PAG-020-001 Professional Legal Services
- VI. NEW BUSINESS
  1. Port Audit Fiscal Year 2020
  2. IFB-PAG-CIP-021-002 Design/Demolition, Removal/Disposal of 5 Port Inoperable Cranes and Optional Removal/Disposal of One Barge at F6
  3. Resolution No. 2021-04 Dismantling of Port Inoperable Cranes & Barge
- VII. ADJOURNMENT



**PORT OF GUAM**  
ATURIDAT I PUETTON GUAHAN  
**Jose D. Leon Guerrero Commercial Port**  
1026 Cabras Highway, Suite 201, Piti, Guam 96925  
Telephone: 671-477-5931/35 Facsimile: 671-477-2689/4445  
Website: [www.portguam.com](http://www.portguam.com)



**Lourdes A. Leon Guerrero**  
Governor of Guam  
**Joshua F. Tenorio**  
Lieutenant Governor

**MINUTES OF THE  
REGULAR MEETING OF THE BOARD OF DIRECTORS  
Thursday, February 25, 2021**

**I. CALL TO ORDER**

There being a quorum, the regular meeting of the Board of Directors was called to order at 3:05 p.m., Thursday, February 25, 2021. Present at the meeting were:

Francisco G. Santos, Chairman  
Nathan T. Taimanglo, Vice Chairman  
Dorothy P. Harris, Board Member  
Rory J. Respicio, General Manager  
Dominic G. Muna, Deputy General Manager, Operations  
Luis R. Baza, Deputy General Manager, Admin/Finance  
Atty. Christine K. Claveria, Port Staff Attorney

Absent was Isa Marie C. Koki, Board Secretary. Present was Port Staff.

Before proceeding with the agenda items, the Vice Chairman made motion to add Resolution No. 2021-03 on the agenda under new business. Motion was seconded by Director Harris and was unanimously approved.

**II. APPROVAL OF MINUTES**

a. **January 28, 2021 – Regular Board Meeting:** The Vice Chairman made motion to approve the minutes of January 28, 2021, subject to correction. The motion was seconded by Director Harris and was unanimously passed.

**III. PUBLIC COMMENTS**

- a. **Public Comments:** None.
- b. **Employee Comments:** None.
- c. **PAGGMA Association:** PAGGMA President Steve Muna mentioned that the association is working on its year-end filing financial requirement and will soon publish its finances as a nonprofit association in a newspaper of general circulation once all the documents are completed.

#### IV. GENERAL MANAGER'S REPORT

1. **Port's COVID Dashboard.** Clinic visits total 49,745.

- Total COVID-19 cases of the Port Authority are 20:
  - o 19 Port employees are all back to work
  - o 1 Port employee (+Henry San Nicolas) passed away due to COVID-19.

2. **Post Audit Case No. 21-PA03 Port Hires.** On January 27, 2021, Senator Telena Nelson, Port Oversight Chairperson on Border Protection and Maritime Transportation, filed a complaint before the Civil Service Commission (CSC) to investigate the hiring practices of the Port Authority of Guam and to confirm whether such practices are in accordance with the laws of Guam and the rules and regulations of the Government of Guam. More specifically,

- Post Audit on the Port Authority of Guam employees with any criminal history hired by the Port in Fiscal Years 2017, 2018, 2019 and 2020;
- Any documented or recorded information from the Port Authority relative to the justification of hiring employees with any criminal history.

On February 9, 2021, CSC held a hearing on the post-audit staff assessment relative to a complaint filed by Port's Oversight Chairperson Telena Cruz Nelson on the Port's hiring practices. In that hearing, the Port requested CSC to revise Senator Nelson's complaint so that the focus is on the suitability requirements and not a general post-audit on every single Port employee who has a criminal history. Moreover, the Port advised the CSC that no Port employees hired from FY17 to present were hired in contravention to any statutory prohibition barring such employment; therefore, all Port hires from FY2017 to present meet the suitability test. In a letter to CSC dated February 15, 2021, we acknowledged CSC's understanding of the suitability requirements for GovGuam employment and how they structured Senator Telena Cruz Nelson's original request for a post-audit on all Port hires from FY17 to present. The CSC post-audit will focus on the individual's past criminal conviction, and juxtaposes such criminal record to the individual's statutory suitability for employment.

The Port further affirmed with CSC that there remains no Port employee hired in violation of any statutory prohibition. And, also provided CSC with a list of all Port hires from FY17 to the present, requesting that they advise the Port if there are any individual personnel records they want to post-audit. And, immediate arrangements will be made for their auditors to review those files.

3. **OPA Report No. 21-03 – Port Back Wages Series, Part A (Employee Q).** On February 16, 2021, the Port formally requested with the Attorney General's office for a legal review on the performance audit of the Office of Public Accountability's (OPA) OPA Report No. 21-03 relative to the Port Authority of Guam's (PAG) issuance of back wages. The OPA reported on its performance audit on the PAG's execution of settlements, or legal remedies, with one

of nine reinstated employees based on resolved Civil Service Commission (CSC) cases. The Port had affirmed that our management position remains firm in that we acted in accordance with the law, the PAG's Personnel Rules and Regulations, and with the PAG Board's authority, as well as Civil Service Commission, Superior Court, or Supreme Court orders, whenever such orders apply to any of these personnel cases. Our management team acted under the Port's in-house counsel's advice and guidance in the development of the settlement templates, and we maintain our disagreement with the OPA's findings.

#### 4. **Training & Development.**

- **Progressive Disciplinary Action Workshop.** Deputy General Manager Louie Baza continued to present the Progressive Disciplinary Action Workshop on February 5 & 19, 2021 to Division Heads, Superintendents, and Supervisors. The following topic areas were addressed:
  - What is disciplinary action.
  - Progressive disciplinary action procedure.
  - Examples of inappropriate behavior or misconduct that will result in disciplinary action.
  - Absenteeism due to sickness.
  - Dealing with different kinds of employees.
  - Two types of offenses employees are normally disciplined for: conduct and performance.
  - What is adverse action.
  - Due process.
  - What is the 90-day rule.
  - Case Study Discussions.

5. **Guidance on Container Seal Breach.** On January 29, 2021, the Port issued a supplemental guidance memorandum to address containers identified to have no seal/broken seal during discharge operations. This action was necessary to address concerns raised by the USCG during their joint agency task force inspection. Containers arriving without seals or broken seals are placed on the Warehouse 2 pad. In reviewing the matter internally, it was determined that the practice of placing suspect containers on Warehouse 2 pad was in line with the current protocol set in place on March, 2020. Further review of the details surrounding the incident revealed that five actually had untampered security tape, not a seal. These containers contained an automobile, and their ports of origin do not require a seal before loading for shipping to destination ports such as Guam. Considering that the seal is a local Customs requirement, the Port took steps to close any gaps during the container's landing. This was done by strengthening the communication and response protocol of Policy Memorandum 02-92. This new supplemental guidance memorandum provides that the operation ceases upon any container's immediate discovery without a seal/broken seal during discharge operations. Dockside employees are required to call Port Police to either escort or observe the suspect container go from the travel lane under crane straight to the area on Warehouse 2 pad designated for such purpose. This new procedure has stood and passed the

test against vessel operations. Port Police is charged to watch over the suspect containers until such time seal compliance is achieved. The Port understands that although the no seal/broken seal on containers issues are commonplace in the port industry, the Port will continue to take quick action to implement any policy to assist Customs with its mandate to prevent the importation of illicit contraband.

6. **General Manager's Notes for YTD Finances, as of January 31, 2021.** The following summary is being provided.

**REVENUES AND CARGO THROUGHPUT:**

- The Port's Total YTD Operating revenue for January 2021 is \$18.5 million, less than 1% or \$100K lower than the YTD January FY21 budget projection of \$18.6M.
- The total number of containers handled as of January 2021 is 28,078, which is 2.9% lower or 831 less containers than last year's January 2020 total of 28,909.

**OPERATING EXPENSES:**

- Overall spending YTD January (Actual versus Budget for FY2021) of \$16.4M is 6.3% lower than the YTD budget as of January of \$17.5M, or \$1.1M in YTD cost avoidances.

**OVERTIME EXPENSE AND DIRECT LABOR REVENUE:**

- Overtime YTD for Divisions involved in Operations is \$372,028, which is 13.4% lower than YTD overtime budget of \$429,364. The overtime for January resulted in an increase of 32% or \$24K compared to December, from \$75,995 in December to \$100,165 in January.
- Direct Labor reimbursement is \$1.0M, which is 3.1% or \$34K lower than the FY21 budget of \$1.1M. Here is the breakdown:

Direct Labor Revenue:	\$1,052,579
Operations Overtime:	\$ 372,028
Variance:	\$ 680,551

**YTD OPERATING REVENUES MINUS YTD EXPENSES**

- The net income for January is \$650K. January's net income is 7% lower than the YTD Jan. FY21 Net Income budget of \$701K.

**7. Other Financial Highlights, as of January 31, 2021.**

- The debt service ratio is 35% higher than the Bond Indenture Debt service ratio requirement.
- Days Cash on Hand is 845 days, which is 345 days higher than the 500 days requirement of Moody’s Rating agency.

**DEBT SERVICE RATIO – JANUARY 2021**

Projected Annual Debt Service Coverage	<b>1.69</b>
Debt Service Coverage Requirement	1.25
Variance	0.44
% Above the Indenture Requirement	35%

**DAYS CASH ON HAND – AS OF 01/31/2021**

CASH IN BANK BALANCE - \$108,751,741

Daily Cash On Hand Ratio	783
Rating Agency Requirement	500
Variance	283
%Variance	57%

8. **Spanish Vessel *Juan Sebastian de Elcano*.** The Spanish Vessel will be arriving in Guam on February 26, 2021, and berthing at Navy pier to allow their crew members to quarantine at Naval Station. On March 2, 2021, at 10:00 am, the Spanish Vessel will then berth at the Port’s F3 pier for a commemorative ceremony by Governor Lou Leon Guerrero and Lt. Governor Josh Tenorio. Arrangements will be made for PAG Board members to be a part of this historic ceremony.

9. **Port Tour.** A Port tour is scheduled on March 10, 2021, with the Port’s Oversight Chairperson of the Committee on Border Protection and Maritime Transportation. This tour will focus on the Port’s operational process in the load/unload of cargoes. The Port will demonstrate to the Port’s Oversight Chairperson and other senators on our commitment to assisting those entities, such as Customs and the Coast Guard, responsible for protecting the port of entry.

**10. Grant Opportunities.**

- a. **EDA Grant Application. Update:** The PAG is currently waiting on the grant award notification from EDA.

- Guam Acting SHPO Carlotta Leon Guerrero issued Section 106 Concurrence for the Port's fuel pipeline connectivity project, paving the way for EDA to move to the next step in finalizing the Port's grant award. Total project amount \$3.016M; EDA Share - \$2.41 M (80% Cost Share). PAG Share - \$603K (20% Cost Share).
  - The Port's Strategic Planning Division facilitated an introductory meeting with new EDA Program Manager Belinda Barr.
- b. **Department of Agriculture Grant - Harbor of Refuge and Agat Marina Dock B Repairs *Update*:** AG-approved. MOU was sent to the Governor's Office. The PAG is waiting for the signed MOU. After that, Strategic Planning will work with the end-users to develop the project Scope.
- c. **Gantry Crane Acquisition.**
- i. **USDA Direct Loan.** Pre-Application is completed for a \$15M direct loan. A meeting with USDA Guam office has been tentatively set for the first week of March 2021.
  - ii. **EDA Grant.** Grant application will be submitted later this month, February 2021. The estimated cost is \$30M for two STS cranes, with the Port's share at \$15M.
- d. **FEMA BRIC Grant Application.** The Port's grant sub-application to FEMA, through applicant GHS/OCD, is \$22,660,014.67 with a 75%/25% cost share. Currently waiting on FEMA's initial review findings.
- e. **MARAD Marine Highway Program – Guam/CNMI Joint Marine Route Designation and Equipment Designation Applications. *Update*** - Both the route and equipment designation has been submitted to MARAD; currently awaiting review and decision.
- f. **Office of Local Defense Community Cooperation (Formerly Office of Economic Adjustment – OEA) - \$1.5 M grant award for the Port's Owner's Agent Engineer (OAE) Services - *Update*:** The OLDCC recently awarded the Port \$1.5M to continue its efforts to modernize the Port of Guam. An OAE Services RFP is currently in the procurement process.
11. **Port Revenue Bonds Project Status.** As of February 22, 2021, the attachment provides information on the status of the revenue bond projects that consist of rehabilitation of hotel wharf, golf pier repairs and improvements, waterline replacement/relocation, EQMR building and warehouse 1 repair/upgrades, new admin annex building, and other priority projects.

## V. OLD BUSINESS

There were no old business discussed.

## VI. NEW BUSINESS

1. **Hanson Permanente; Lot 5/6 Extended Term Negotiation.** The General Manager mentioned that meetings were held with Hanson Permanente regarding their sublease of Lot 5/6 situated in the Cabras Industrial Park to discuss their current option term that is to expire as well as the prevailing rates of adjacent lots. Hanson formally submitted notice of its intent to exercise the option for the successive 4<sup>th</sup> ten-year term. There are three (3) remaining term options of this sublease. On February 17, 2021, the Port met with Hanson to seek closure on the rent issue. As a result, and as approved as to form by Port Staff Attorney, both Port and Hanson agreed to assess the 14.5% increase to their rent schedule for the 4<sup>th</sup> successive term. Based on this, Board approval is being requested for the Port to move forward with the negotiated rate. Currently, Hanson's annual rent is \$172,000. The proposed rate will increase to the new amount of \$196,940. The Vice Chairman made motion to approve the rate increase for Hanson Permanente's successive 4<sup>th</sup> ten-year term for Lot 5/6 at an annual rate of \$196,940. Motion was seconded by Director Harris and was unanimously approved.

2. **Resolution No. 2021-02 Rudy Q. Sanchez.** Director Harris made motion to approve Resolution No. 2021-02 relative to honoring the life and service of Port Authority of Guam employee Rudy Q. Sanchez, seconded by the Vice Chairman. Motion was unanimously approved.

3. **RFP No. PAG-020-001 Professional Legal Services.** The General Manager provided a status update on the request for proposal for professional legal services in that a protest was filed resulting in an automatic stay of the procurement. Under the guidance of Attorney Thomas Keeler, Assistant Attorney General the Port provided a response to the protest indicating that it was without merit. As part of the procurement process, the protestor has a time period to appeal the Port's response. He said any further development on this procurement bid will be provided to the Board once it becomes available.

4. **ExxonMobil – Lot 3B.** The General Manager mentioned that as ExxonMobil agreed to the 14.5% for Lot 3B early on today, which is the prevailing rate adopted by the Board on a similar lot back in June 2020, no further action is required by the Board.

5. **Resolution No. 2021-03 Marianas Yacht Club Lease.** The Vice Chairman made motion to approved Resolution No. 2021-03 relative to petitioning the Governor of Guam for approval to seek legislative solution to enter into a new lease of certain real property by the Port Authority of Guam to the Marianas Yacht Club. Motion was seconded by Director Harris and was unanimously approved.




## VII. ADJOURNMENT

There being no further business to discuss, it was moved by the Vice Chairman and seconded by Director Harris to adjourn the meeting at 3:37 p.m. The motion was unanimously passed.



\_\_\_\_\_  
ISA MARIE C. KOKI, Board Secretary  
Board of Directors

APPROVED BY:



\_\_\_\_\_  
FRANCISCO G. SANTOS, Chairman  
Board of Directors





**PORT OF GUAM**  
ATURIDAT I PUETTON GUAHAN  
**Jose D. Leon Guerrero Commercial Port**  
1026 Cabras Highway, Suite 201, Piti, Guam 96925  
Telephone: 671-477-5931/35 Facsimile: 671-477-2689/4445  
Website: [www.portguam.com](http://www.portguam.com)



**Lourdes A. Leon Guerrero**  
Governor of Guam  
**Joshua F. Tenorio**  
Lieutenant Governor

General Manager's Report for Board of Directors  
March 25, 2021

1. **Port's COVID Dashboard.** Clinic visits total 55,074.

- Total COVID-19 cases of the Port Authority are 20:
  - o 19 Port employees are all back to work
  - o 1 Port employee (+Henry San Nicolas) passed away due to COVID-19.
- Total employees that have been vaccinated is 133 or 38%.

2. **Post Audit Case No. 21-PA03 Port Hires.** PAG Oversight Chair Senator Telena Nelson requested the Civil Service Commission (CSC) on March 2, 2021, to include Fiscal Year 2021 in her post-audit complaint relative to any Port employee hired with a criminal conviction. We proactively responded to the CSC on February 15, 2021, certifying the PAG's statutory compliance, and even went as far as providing a list of all Port hires from Fiscal Year 2017 through Fiscal Year 2021.

On March 16, 2021, the CSC hearing addressed Sen. Nelson's amended complaint and included Fiscal Year 2021. We continue that there are no Port employee hired in contravention to law.

3. **General Manager's Notes for YTD Finances, as of February 28, 2021.** We are providing the following summary:

**REVENUES AND CARGO THROUGHPUT:**

- The Port's Total YTD Operating revenue for February 2021 is \$23.1 million, less than 0.5% or \$108K lower than the YTD February FY21 budget projection of \$23.2M.
- The total number of containers handled as of February 2021 is 34,820, which is 2.4% lower or 852 fewer containers than last year's February 2020 total of 35,672.

**OPERATING EXPENSES:**

- Overall spending YTD February (Actual versus Budget for FY2021) of \$20.8M is 6.2% lower than the YTD budget as of February of \$22.2 M, or \$1.4M in YTD cost avoidances.

**OVERTIME EXPENSE AND DIRECT LABOR REVENUE:**

- Overtime YTD for Divisions involved in Operations is \$499,243, which is 7.0% lower than YTD overtime budget of \$536,705. The overtime for February resulted in an increase of 28% or \$27K compared to January, from \$100,165 in January to \$127,731 in February.
- Direct Labor reimbursement is \$1.3M, which is 2.2% or \$30K lower than the FY21 budget of \$1.3M. Here is the breakdown:

Direct Labor Revenue:	\$1,328,391
Operations Overtime:	\$ 499,243
Variance:	\$ 829,148

**YTD OPERATING REVENUES MINUS YTD EXPENSES**

- The net income for February is \$249K. Based on the current condition on the Port operations and COVID-19 situation status, we foresee that the YTD net income result in the upcoming months will continue to increase. The following are the basis of the assumption:
  1. The month of March will be a 5-week major vessel (Matson and APL) operations, instead of the normal 4-week operation. This will increase the revenues on cargos and may meet or even exceed the YTD operating revenues budget.
  2. Effective February 1, the COVID 19 Hazardous differential pay expired. This will reduce our monthly salary expenses in the upcoming months compared to prior months when the hazardous differential pay was in effect.

**7. Other Financial Highlights, as of February 28, 2021.**

- The debt service ratio is 50% higher than the Bond Indenture Debt service ratio requirement.
- Days Cash on Hand is 865 days, which is 365 days higher than the 500 days requirement of Moody's Rating agency.

**DEBT SERVICE RATIO – FEBRUARY 2021**

Projected Annual Debt Service Coverage	<b>1.87</b>
Debt Service Coverage Requirement	1.25
Variance	0.62
% Above the Indenture Requirement	50%

4. **Special Assistant Attorney General.** The Attorney General has appointed and designated Port Staff Attorney Christine Claveria as the SAAG for the Port Authority of Guam to act as the legal advisor during all phases of the procurement solicitation process, effective March 8, 2021.
  
5. **Public Hearing on Customs Container Facility.** On March 10, 2021, we submitted testimony in favor of Bill 58-36 (COR), which proposes to extend the deadline for the Guam Customs and Quarantine Agency to develop a customs satellite inspection, holding, and secured sterile facility. Our testimony will be appended to today's meeting minutes.
  
6. **USCG Annual Inspection.** An annual inspection on the Port Water Front Facility and the Port's Facility Security Plan was conducted on March 10, 2021, by U.S. Coast Guard. Areas of inspection included: WH1, EQMR building, vehicle washdown station, CFS building, piers F3 thru F6, and container yard expansion. Great news: The Port passed our annual inspection. As to the Facility Security Plan, corrective actions are being addressed to ensure signage postings on designated restricted areas and audit the FSP plan from a Facility Security Officer.
  
7. **MOU – Port Authority and GEDA.** The Port Board of Directors authorized on December 22, 2020, the remittance of up to \$1M of Port funds to GEDA and based on a payment schedule. This MOU fulfills Governor Lou Leon Guerrero's request and the PAG Board's unanimous approval to support the construction of the Seawall at the Hagatna Marina project. The project demonstrates continued support for the island's seafaring community and benefits the marina and the Port Authority as it protects port investments in the marina. The payment schedule is as follows:

Activity	Amount	Payment Schedule
Mobilization	\$50,000.00	Thursday, April 1, 2021
Design	\$150,000.00	Thursday, April 1, 2021
Sheet Pile Order	\$350,000.00	Monday, May 3, 2021
Permit	\$80,000.00	Tuesday, June 1, 2021
Dredging	\$70,000.00	Monday, August 2, 2021
Sheet Piles Driving	\$150,000.00	Wednesday, September 1, 2021
Concrete Bulkhead	\$60,000.00	Friday, October 1, 2021
Board Walk	\$90,000.00	Monday, November 1, 2021
<b>Total</b>	<b>\$1,000,000.00</b>	

## 8. Grant Awards and On-going Grant Submissions.

- a. **EDA Grant Application.** The PAG is currently waiting on the grant award notification from EDA.
  - Guam Acting SHPO Carlotta Leon Guerrero issued Section 106 Concurrence for the Port's fuel pipeline connectivity project, paving the way for EDA to move to the next step in finalizing the Port's grant award. Total project amount \$3.016M; EDA Share - \$2.41 M (80% Cost Share). PAG Share - \$603K (20% Cost Share).
- b. **Department of Agriculture Grant - Harbor of Refuge and Agat Marina Dock B Repairs.** Governor Leon Guerrero signed the MOU for the Harbor of Refuge. This MOU will allow us to make significant improvements as this project seeks to install a pump station, wastewater ejector pump, and mooring blocks. The MOU for the Agat Marina's Dock B Repairs is still a work in progress.

Next Steps: 1) Planning will work with procurement and engineering staff to develop the draft scope and work in the procurement planning stages, and 2) The Port will follow up with DoAG on the status of the MOU.

- c. **Gantry Crane Acquisition.**

1. **USDA Direct Loan.** Planning facilitated a virtual meeting with USDA Joe Diego and his team on Thursday, March 11, 2021, to discuss the Port's pre-application. The Port shared that a grant application is being submitted to EDA for 2 STS gantry cranes and highlighted that the Buy America stipulation may be strictly enforced.

Next Steps: Planning staff will finalize the pre-application and include information that USDA shared into the application. The finance staff will then concur before we present this loan package for the PAG board's approval.

2. **EDA Grant.** The Port's grant application has been completed with an updated scope of work and cost estimate provided by WSP with the assistance of its sub-consultant Liftech.

Next Steps: We will submit this grant application by the end of this month. The estimated cost is \$30M for two STS cranes, with Port's share at \$15M.

- d. **FEMA BRIC Grant Application.** The Port's grant sub-application to FEMA, through applicant GHS/OCD, is \$22,660,014.67 with a 75%/25% cost share. Currently waiting on FEMA's initial review findings.

- e. **MARAD Marine Highway Program – Guam/CNMI Joint Marine Route Designation and Equipment Designation Applications.** Both the route and equipment designation has been submitted to MARAD. We are currently awaiting MARAD's review and decision.
  - f. **Office of Local Defense Community Cooperation (Formerly Office of Economic Adjustment – OEA) - \$1.5M grant award for the Port's Owner's Agent Engineer (OAE) Services.** The OLDCC recently awarded the Port \$1.5M to continue its efforts to modernize the Port of Guam. An OAE Services RFP is currently in the procurement process. We recognize Governor Leon Guerrero and Lt. Governor Josh Tenorio for making this successful pitch to Mr. Gary Kuwabara, who is the Western Regional Office Director for the Office of Local Defense Community Cooperation. We are scheduled to have a zoom meeting tomorrow, March 26, 2021 at 8:00 am with Mr. Kuwabara to provide a comprehensive update on the Port.
  - g. **MARAD Infrastructure for Rebuilding America (INFRA) Grant Program.** The INFRA program provides financial assistance to jurisdictions' capital improvement projects, highway and freight projects that enhances transportation movement both on land and sea. We submitted the Port's application on March 19, 2021, competing for \$8,380,625.00 (Cost Share: Fed 60%/PAG 40%) for ground improvements to F4 thru F6 which includes assessment and soil stabilization.
  - h. **FY2021 Federal Grant Application Matrix.** We provided a matrix listing all federal grants submitted by the Port from October 1, 2020 through the present and any federal applications planned for FY2021. We submitted this matrix to the Bureau of Statistics and Plans (BSP) on March 19, 2021. (See attached). BSP will be preparing a briefing for Governor Leon Guerrero on all federal priorities the Leon Guerrero Tenorio Administration will address with the Biden Administration.
9. **Port Revenue Bonds Project Status.** As of March 22, 2021, the attachment provides information on the status of the revenue bond projects that consist of rehabilitation of hotel wharf, golf pier repairs and improvements, waterline replacement/relocation, EQMR building and warehouse 1 repair/upgrades, new admin annex building, and other priority projects.

Respectfully submitted,



Rory J. Respicio

General Manager

**FY 2021 Port Authority of Guam Grant Applications**

Agency	SAI Number	Amount	Grantor	CFDA Number	Title / DUNS #	Grant Deadline	Status
PAG		\$ 8,380,625.00	U.S. Department of Transportation	20.934	PAG Wharves F4-F6 Ground Improvements Project	3/19/2021	Grant application submitted on March 19, 2021
PAG		\$ 288,350.00	U.S. Department of the Interior	15.875	FY 2021 Maintenance Assistance Program - Phase II: Maintenance Support Project for Port Authority of Guam Welding Shop, PAG DUNS # 7799113380000	4/1/2021	Grant application scheduled to be submitted by April 1, 2021. PAG share is \$144,178.
PAG		\$ 30,001,572.00	U.S. Economic Development Administration	11.307	EDA Disaster Supplemental Grant Program - Acquisition, Fabrication, Installation of Two (2) STS Gantry Cranes at the PAG	Applications are accepted on a continuing basis and processed as received.	Grant application will be submitted in the 3rd or 4th Quarter of FY 2021. The estimated cost is \$30M for two STS cranes, with PAG's share at \$15M
PAG		\$ 15,000,000.00	U.S. Department of Agriculture Rural Development Community Facilities Direct Loan & Grant Program	10.766	Acquisition, Fabrication, Installation of One (1) STS Gantry Crane at the PAG	3rd or 4th Quarter 2021	Pre-application is completed. A meeting with USDA Guam office has been set for in March 2021.
PAG		Currently being development	U.S. Department of Homeland Security - FEMA	97.056	FY 2021 Port Security Grant Program	5/14/2021	The application for the Port Security Grant Program is being developed.

**TOTAL: \$ 53,670,547.00**

**2018 Port Revenue Bonds Status Report  
As of March 22, 2021**

Bond Project	Total Award Amount	Total Draw Down	Total Remaining Balance	PROCUREMENT IFB/RFP/PO Number	Status
Rehabilitation of "H" Wharf (Federal Share & Port Share)	\$10,000,000.00 \$13,774,255.00	\$0.00 \$583,406.46	\$10,000,000.00 \$13,190,848.54	PO No. 16332-OF - Coral Relocation at \$482,700.00 to WSP awarded on February 18, 2020.  PO No. 17043-OF for \$2,249,945.54 awarded to GHD Inc for CM Services on March 4, 2021.	PAG- GHD Construction Management Contract was executed paving the way for GHD to work with Procurement on the construction contract IFB. Anticipated Completion Date: 08/2023
Golf Pier Repairs and Improvements	\$2,000,000.00	\$354,876.53	\$1,645,123.47	RFP No. 2019-02: A&E Design for \$484,000.17 awarded to NC Macario	Requisition 19199-OC has been submitted by Engineering. Upon SAAG approval, Procurement Division will work towards the IFB development. Anticipated Completion Date: 09/2022
Waterline Replacement and Relocation	\$6,000,000.00	\$277,801.71	\$5,722,198.29	RFP No. 2019-03: A&E Design for \$1,406,427.48 awarded to NC Macario	Requisition 19399-OC has been submitted by Engineering. Upon SAAG approval, Procurement Division will work towards the IFB development. Anticipated Completion Date: 12/2022
EQMR Building Repairs and Upgrades	\$3,628,800.00	\$395,333.19	\$3,233,466.81	RFP No. 2019-03: A&E Design for \$1,406,427.48 awarded to NC Macario	Requisition 19480-OC has been submitted by Engineering. Upon SAAG approval, Procurement Division will work towards the IFB development. Anticipated Completion Date: 12/2022
Warehouse 1 Repairs	\$2,000,000.00	\$395,333.19	\$1,604,666.81	RFP No. 2019-03: A&E Design for \$1,406,427.48 awarded to NC Macario	Requisition 19492-OC has been submitted by Engineering. Upon SAAG approval, Procurement Division will work towards the IFB development. Anticipated Completion Date: 12/2022
Other Priority Projects - Repair of F-1 Fuel Pier - Repair of F-3, F-4, F-5, and F-6 waterfront facilities - Upgrade of the Port's IT system and integration of TOS	\$4,980,745.00	\$0.00	\$4,980,745.00		1. The PAG is currently awaiting review/approval on its Hazard Mitigation Grant Program grant application submitted to FEMA's Building Resilient Infrastructure & Communities (BRIC) grant program. The project name is PAG Wharves Service Life Extension - Hardening of F1 - F6 in the amount of \$22,660,014.67.  2. IT continues to work with Procurement and the PAG's OAE in the development of the RFP packet for the integration of the TOS to the IT backbone.
Other Priority Projects - EnterpriseOne Financial Management System	\$2,500,000.00	\$567,970.42	\$1,932,029.58		Ongoing training and user acceptance workshops through March 26, 2021. E1 Live is projected for May 17, 2021. There will be a 2 year system support by Oracle.
New Admin. Annex Building	\$10,445,000.00	\$0.00	\$10,445,000.00		Three draft layout options for the Admin Building has been completed by the PAG's OAE and is being reviewed by Management. No decision on which option has been selected as of this report.
<b>Grand Total</b>	<b>\$55,328,800.00</b>	<b>\$2,574,721.50</b>	<b>\$52,754,078.50</b>		





**PORT OF GUAM**  
ATURIDAT I PUETTON GUAHAN  
**Jose D. Leon Guerrero Commercial Port**  
1026 Cabras Highway, Suite 201, Piti, Guam 96925  
Telephone: 671-477-5931/35 Facsimile: 671-477-2689/4445  
Website: [www.portguam.com](http://www.portguam.com)




**Lourdes A. Leon Guerrero**  
Governor of Guam  
**Joshua F. Tenorio**  
Lieutenant Governor

March 22, 2021

**MEMORANDUM**

TO: Board of Directors

FROM: Rory J. Respicio, General Manager 

SUBJECT: RFP-PAG-020-001 Professional Legal Services

---

On February 19, 2020, the Port issued RFP-PAG-020-001, seeking proposals from qualified firms, professional individuals, or companies to provide professional legal services to the Port.

Only one law firm submitted a proposal to the RFP. The Port's evaluation committee subsequently deemed the proposal both responsive and responsible. Thereafter, the parties' negotiated a contract that was approved by the Port's Board of Director's during its regular board meeting of June 9, 2020.

Before the Port took further action on the procurement, two (2) protests were filed, dated July 23, 2020, and August 13, 2020, resulting in an automatic stay of the procurement as required by Guam's Procurement Law. Ultimately, the Port determined that the protestor failed to submit a response to the RFP and therefore, lacked standing to protest the procurement. It was further determined that the protests were not timely and the protestor's claims that the Port failed to comply with the Guam Procurement Law lacked merit.

During the stay in procurement, the Port consulted with the Office of the Attorney General (OAG) to review the procurement record and proposed contract submitted by the Port. While the Port's position is that it substantially complied with Guam's Procurement Law, the OAG identified some technical deficiencies and recommended that the procurement for legal services be cancelled.

As the approval of the OAG is needed in order to process the parties' contract, the Port must cancel the above referenced RFP for professional legal services as advised by the Attorney General's office. While we may consider to reissue an RFP at a later date; however, for now, the Port currently has an MOA with the Attorney General's office as well as a Port Staff Attorney to handle legal affairs and procurement matters dealing with the Port Authority.

Therefore, for the reasons set forth above, we are requesting your approval to cancel the above referenced RFP.

I am available for any questions you may have. *Si Yu'os Ma'ase.*



**PORT OF GUAM**  
ATURIDAT I PUETTON GUAHAN  
Jose D. Leon Guerrero Commercial Port  
1026 Cabras Highway, Suite 201, Piti, Guam 96925  
Telephone: 671-477-5931/35 Facsimile: 671-477-2689/4445  
Website: [www.portguam.com](http://www.portguam.com)



Lourdes A. Leon Guerrero  
Governor of Guam  
Joshua F. Tenorio  
Lieutenant Governor

**Port Authority of Guam  
Board of Directors Regular Board Meeting  
March 25, 2021**

**Executive Summary  
PAG-CIP-Multi-Step Invitation for Bid 021-002  
Design/Demolition Bid for Demolition, Removal and Proper Disposal of 5 Port  
Inoperable Cranes and Optional Removal/Proper Disposal of One Barge YFN 816  
Along Wharf F-6**

**PURPOSE:** Request the Port Authority of Guam (Port) Board of Directors to approve the award to Guam Industrial Services DBA: Guam Shipyard for *Design/Demolition Bid for Demolition Removal and Proper Disposal of 5 Port Inoperable Cranes and Optional Removal/Proper Disposal of One Barge YFN 816 Along Wharf F-6*. Upon approval of the award, we also request the Port Authority of Guam's Board of Directors to issue a resolution to petition the Public Utilities Commission pursuant to 12 G.C.A. § 12004, PUC Contract Review Protocol for review and approval.

**BACKGROUND:**

On Monday, Thursday, December 31, 2020, a Multi-Step Invitation for Bid (MS-IFB) was issued and published in the Guam Pacific Daily News. The IFB was to solicit qualified companies/firms to design a demolition and safety plan to properly remove and dispose of 5 Port Inoperable Cranes and Optional One barge YFN 816. Twenty-Four (24) prospective bidders expressed their interest by registering online and downloading the IFB packet from the Port's website. A pre-bid conference was held on January 25, 2021 at 10:00am in the Port's Board of Director's conference room and a site-inspection was held the same day immediately thereafter. The deadline for all bid submittals was scheduled for Thursday, February 11, 2021 at 10:00am.

On the day of bid submittal, only one company, the Guam Industrial Services DBA: Guam Shipyard submitted a bid packet which included the Unpriced Technical Offer- (Part A) and the Priced Offer - (Part B). The Unpriced Technical Offer was opened and reviewed by procurement officials on February 15, 2021. On February 18, 2021, the evaluation and scoring of the Unpriced Technical Offer was conducted by the Port's evaluation committee. On February 22, 2021 the Guam Shipyard presented a power point presentation of their demolition plan to the evaluation committee. The committee ranked and scored the Unpriced Technical Offer and the Presentation with a total committee score of 83 points, placing the bidder in the category of "Acceptable". The Guam Shipyard was then informed of their score and ranking and invited to be present at the bid opening for the Priced Offer - (Part B) on February 26, 2021 at 10:00am.

Present at the bid opening, was the only bidder Guam Industrial Services DBA: Guam Shipyard. The bid amount submitted was Two Million Five Hundred Seventy-Three Thousand One

Hundred Fifty-Five and Zero Cents (\$2,573,155,00). The bid amount submitted is *inclusive* of the Demolition, Removal and Disposal of 5 Port Inoperable Cranes (Gantry No.2, Gantry No.3, Mobile Harbor Crane, 2 each Rubber Tire Gantry's) and one Barge YFN 816 at Wharf F-6.

**LEGAL REVIEW:**

The Port's Legal Counsel (Special Assistant Attorney General) has been involved and has approved all phases of this procurement as required by law. Upon the Board's approval, we request that a resolution be issued in order to petition the PUC for final review and approval, in accordance with the PUC contract review protocol. Upon PUC approval, we will finalize the contract and purchase order for final execution by both parties.

**FINANCE REVIEW:**

Funding for this Multi Step IFB-PAG-CIP-021-002 (Design/Demolition Bid for Demolition Removal and Proper Disposal of 5 Port Inoperable Cranes and the Removal/Proper Disposal of One Barge YFN 816 at Wharf F-6) is provided by the Port Authority of Guam and is One-Hundred Percent (100%) local funds.

**RECOMMENDATION:**

Management requests the Board of Directors' approval of the award to the Guam Industrial Services DBA: Guam Shipyard. Management also request the Board of Director's to issue a resolution in order to petition the PUC for final review and approval, in accordance with PUC contract review protocols. The Guam Industrial Service DBA: Guam Shipyard has been deemed responsive and responsible and has met all the requirements and specifications set forth in the Multi-Step IFB, which is consistent with Guam Procurement Regulations.

**BOARD OF DIRECTORS**  
*Francisco G. Santos, Chairman*  
*Nathan T. Taimanglo, Vice Chairman*  
*Isa Marie C. Koki, Board Secretary*  
*Dorothy P. Harris, Member*



**Resolution No. 2021-04**

**RELATIVE TO PETITIONING THE PUBLIC UTILITIES COMMISSION (PUC)  
FOR THE APPROVAL OF THE AWARD TO GUAM INDUSTRIAL SERVICES DBA: GUAM  
SHIPYARD FOR THE DESIGN/DEMOLITION BID FOR DEMOLITION, REMOVAL AND  
PROPER DISPOSAL OF 5 PORT INOPERABLE CRANES AND OPTIONAL  
REMOVAL/PROPER DISPOSAL OF ONE BARGE YFN 816 ALONG WHARF F-6**

**BE IT RESOLVED BY THE BOARD OF DIRECTORS OF THE PORT AUTHORITY OF GUAM:**

**WHEREAS**, on December 31, 2020, the Port Authority of Guam (PAG) issued a Multi-Step Invitation for Bid (MS-IFB) No. 021-002 for the design/demolition bid for demolition, removal and proper disposal of 5 port inoperable cranes and optional removal/proper disposal of one barge YFN 816 along wharf F-6; and

**WHEREAS**, a total of twenty-four (24) prospective bidders expressed their interest by registering online and downloading the IFB packet from the Port's website; and

**WHEREAS**, only one (1) company, the Guam Industrial Services dba: Guam Shipyard submitted a bid packet which included the Unpriced Technical Offer-Part A, and the Priced Offer-Part B, both of which were evaluated and ranked by the Port's Evaluation Committee; and

**WHEREAS**, at the conclusion of the evaluation process, it was determined that Guam Industrial Services dba: Guam Shipyard has been deemed to have met all the requirements of responsibility and responsiveness set forth in the Multi-Step Invitation for Bid, and is consistent with the Guam Procurement Regulations; and

**WHEREAS**, the bid amount submitted was \$2,573,155.00 which is inclusive of the demolition, removal and disposal of 5 port inoperable cranes, identified as Gantry No. 2, Gantry No. 3, Mobile Harbor Crane, two Rubber Tire Gantry's, and to include one Barge YFN 816 at wharf F-6; and

**WHEREAS**, this project is made possible through local funds of the Port Authority of Guam; and


**WHEREAS**, the Port Authority Board of Directors at its regular meeting of March 25, 2021 approved the contract award to Guam Industrial Services dba: Guam Shipyard for Multi-Step Invitation for Bid No. 021-002 for the design/demolition bid for demolition, removal and proper disposal of 5 port inoperable cranes and optional removal/proper disposal of one barge YFN 816 along wharf F-6; now therefore be it


**RESOLVED**, the Port Authority Board of Directors authorizes management to petition the Public Utilities Commission (PUC) to review and approve the contract award to Guam Industrial Services dba: Guam Shipyard in accordance with the Contract Review Protocol for the Port Authority of Guam; and be it further

**RESOLVED**, the Chairman certify to, and the Secretary attest to, the adoption hereof and that a copy of this resolution be sent to the Public Utilities Commission.

**PASSED AND ADOPTED UNANIMOUSLY BY THE BOARD OF  
DIRECTORS THIS 25<sup>th</sup> DAY OF MARCH, 2021.**

  
**FRANCISCO G. SANTOS**  
**CHAIRMAN, BOARD OF DIRECTORS**  
**PORT AUTHORITY OF GUAM**

  
**ISA MARIE C. KOKI**  
**SECRETARY, BOARD OF DIRECTORS**  
**PORT AUTHORITY OF GUAM**





**PORT OF GUAM**  
*ATURIDAT I PUETTON GUAHAN*  
**Jose D. Leon Guerrero Commercial Port**  
1026 Cabras Highway, Suite 201, Piti, Guam 96925  
Telephone: 671-477-5931/35 Facsimile: 671-477-2689/4445  
Website: [www.portguam.com](http://www.portguam.com)



Lourdes A. Leon Guerrero  
Governor of Guam  
Joshua F. Tenorio  
Lieutenant Governor

March 24, 2021

## **FINANCE-YTD - February 2021**

Financial Highlights

Income Statement

Balance Sheet

Cargo Throughput

OT Comparison – Budget vs Actual

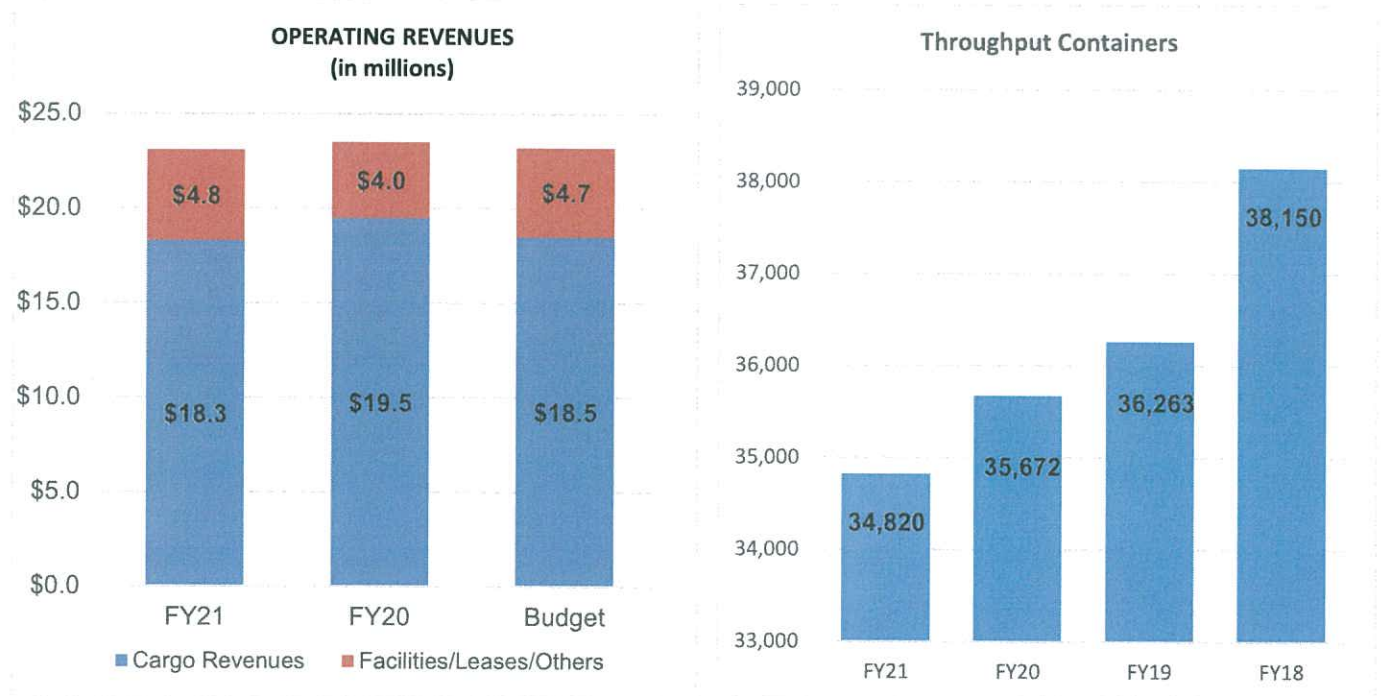
Crane Surcharge Revenue and Expense Summary

Accounts Receivable Aging Summary Report

Accounts Payable Summary

**Financial Highlights – YTD February FY2021**

**Operating Performance:**



**REVENUES AND CARGO THROUGHPUT:**

Total Operating Revenues as of February 2021 was \$23.1M, which consist of \$18.3M in cargo revenues and \$4.8M in Facilities, Leases, and Other Services.

FY20 YTD cargo revenues is 6% or \$1.2M lower than last year’s total (\$19.5M) and 1% or \$178K lower than Budget (\$18.5M).

FY20 YTD Facilities, Leases, and Other Services is 21.2% or \$841K higher than last year’s total (\$4.0M) and 1.5% or \$70K higher than budget (\$4.7M). The Port received an approval from BBMR on its reimbursement claim for the COVID 19 hazardous pay in the amount of \$991K. This is the primary reason for the increase in this revenue category.

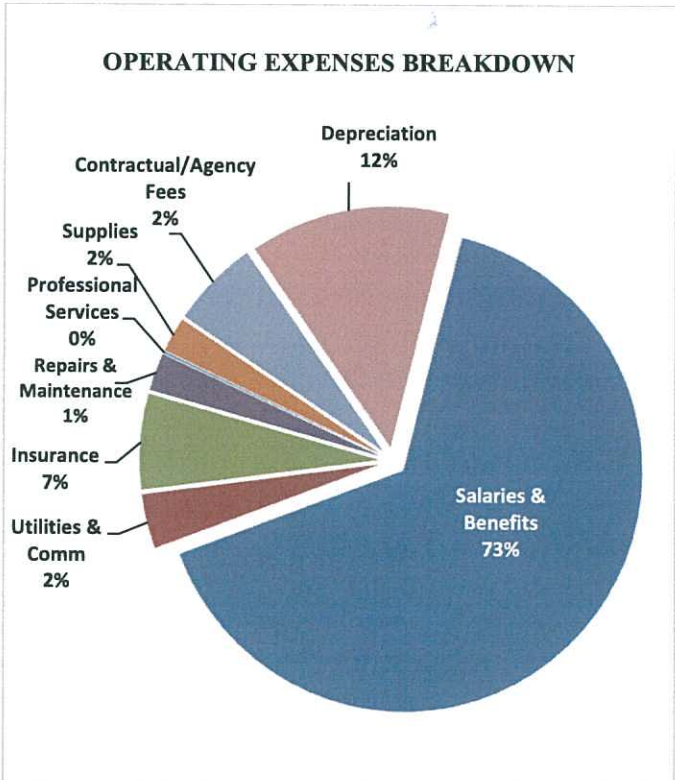
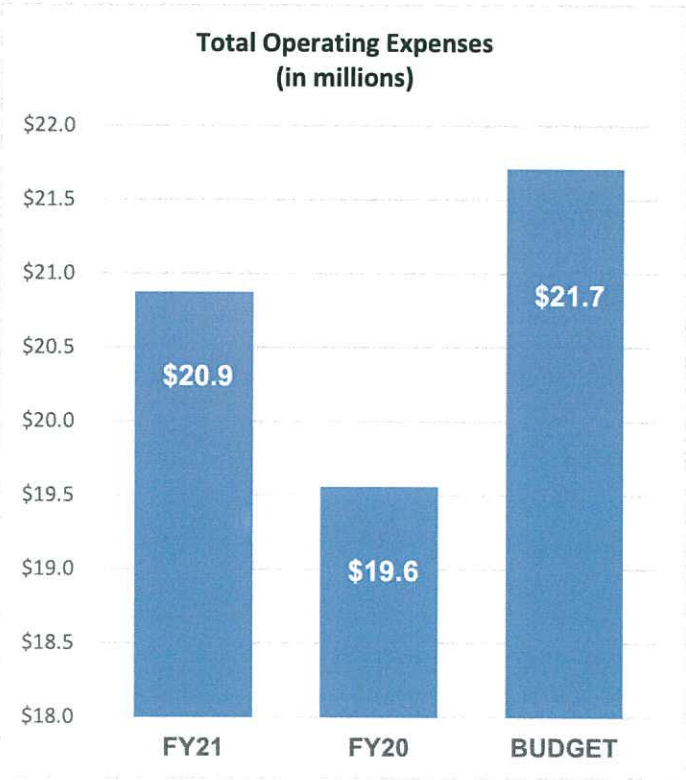
Overall Operating Revenues as of February 2021 is 0.5% or \$108K lower than Projected Revenues (\$23.2M) and 1.4% or \$329K lower than last year YTD February (\$23.5M).

Total number of containers handled as of February 2021 was 34,520, which is 2.4% lower or 852 containers more as compared to last year February 2020 YTD total. The breakdown of the containers handled as of February is as follow:

Description	FY21	FY20	#VARIANCE	%VARIANCE
Local	27,284	28,301	-1,017	-3.6%
Stuff Transshipment	5,186	5,069	117	2.3%
Empty Transshipment	2,350	2,302	48	2.1%
<b>Total</b>	<b>34,820</b>	<b>35,672</b>	<b>-852</b>	<b>-2.4%</b>

**OPERATING EXPENSES:**

Total Operating Expenses as of February 2021 was \$20.9M, which is 6.2% or \$1.4M lower than Budget (\$22.2M) and 6.7% or \$1.3M higher than last year’s total operating expenses (\$19.5M). FY21 operating expenses over a million are: Salaries - \$10.9M, Benefits & Other Personnel Costs - \$4.3M, General Insurance - \$1.4M, and Depreciation \$2.5M.



**OVERTIME EXPENSE AND DIRECT LABOR REVENUE:**

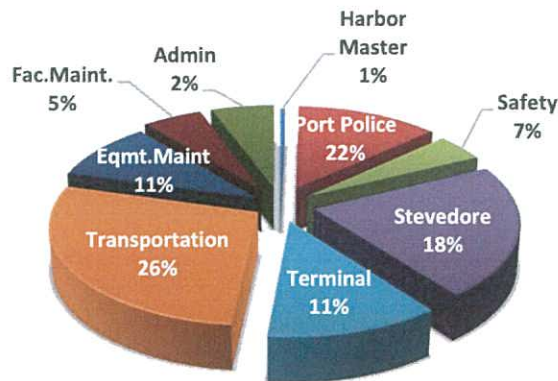
Total Overtime as of February was \$427K which is 6.8% or \$31K lower than February Year to date budget (\$458K). Direct Labor Revenue as of February was \$849K, it is 4.2% or \$34K lower than budget. Direct Labor revenues are for services performed by the Port employees outside of the cargo throughput charges, special services and Nighttime/ Overtime and Holiday differentials.

Below is the breakdown of overtime for each division/section for FY20, YTD Budget and Direct Labor as of February 2021:

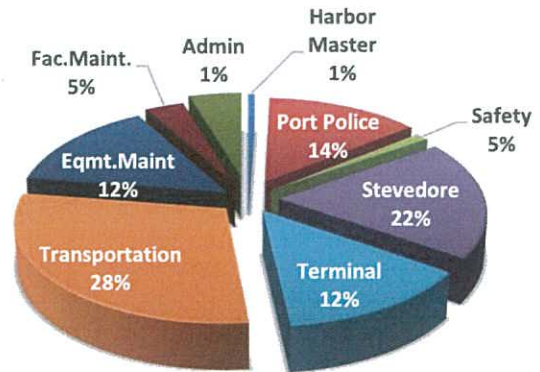
Section	FY21	Budget	DL Revenue
Harbor Master	4,385	4,874	
Port Police	170,944	123,121	6,552
Safety	30,520	21,250	
Stevedore-Cargo Handling	134,819	133,136	815,043
-Rigger	3,309	6,052	12,858
Terminal	87,521	102,000	171,013
Transportation-Superintendent	33,349	42,500	
-Crane Operator	33,022	49,583	57,839
-Equipt Operator	124,671	120,417	253,103
-Dispatcher	10,008	12,183	
Maint.-Crane Maint.	36,126	38,958	
-Preventive Maint.	16,253	7,443	
-Fleet Maint.	3,886	15,938	56
-Welders	26,509	4,962	61
Facility Maint.-Building	2,950	6,729	214
-Janitorial	1,275	2,125	
-Elect./Refr.	36,418	31,875	9,910
Administration	0	0	
Finance	781	3,542	1,690
Human Resources	0	1,240	
Engineering	6,406	24,792	
Procurement	0	0	
Commercial	945	3,542	
Information Technology	3,693	7,792	
TOTAL	767,790	764,053	1,328,339



**FY21 OT**



**FY20 OT**



Year to date Operating Revenues minus the Year to date Operating Expenses resulted in an Operating Income of \$2.2M as of February 28, 2021.

Non-Operating Revenues and Expenses consist of the following: \$1.1M -Retirement contribution for COLA, Supplemental and Medical/Dental/Life Insurance expenses, \$41K - Interest Income, \$1.3M – Interest Expense, \$328K- Federal Reimbursements, \$70K – Federal expenses and \$12K-other expenses. The net total of non-operating expenses and revenues as of February is a negative \$2.0M.

The Total Net Income as of February is \$249K.

**Crane Surcharge Revenue and Expense Summary**

The total crane surcharge revenue for Fiscal Year 2021 is \$2.4M, while the direct expenses applied to the crane surcharge is \$2.2M. This results to a net income of \$221K.

**Accounts Receivable Trade (net)** as of February 28, 2021 was \$6.8M.

Aging Status is a follows: 83% - Current, 1% - over 30 days, 4% - over 60 days, 2% - over 90 days and 10% - over 120 days.

**Accounts Payable Trade** as of February 28, 2021 is \$1.4M which is 1% lower than last year’s ending balance of \$1.4M.



**Port Authority of Guam  
Income Statement  
With Budget Comparison (Unaudited)  
5 Month Ending 2/28/21**

Current Month Actual	% Actual	Last Year Actual	% Actual	Budget	% Chng	Year to Date		Last Year to Date		Budget	% Chng
						Actual	%	Actual	%		
<b>NON OPERATING REVENUES</b>											
<b>FACILITIES</b>											
81,589	1.8%	111,298	2.5%	66,730	22.3%	360,429	1.6%	530,890	2.3%	333,650	8.0%
345,467	7.5%	294,098	6.7%	228,673	51.1%	1,176,004	5.1%	1,189,299	5.1%	1,143,365	2.9%
86,206	0.0%	105,719	0.0%	11,928	-100.0%	30,120	0.1%	59,640	0.3%	59,640	-49.5%
100,500	2.2%	98,500	2.4%	105,682	-18.4%	440,252	1.9%	536,922	2.3%	528,410	-16.7%
4,112	0.1%	2,896	0.1%	89,540	12.2%	505,799	2.2%	498,348	2.1%	447,700	13.0%
3,303	0.1%	4,010	0.1%	2,802	46.7%	14,759	0.1%	14,481	0.1%	14,010	5.3%
865	0.0%	250	0.0%	9,785	-66.2%	17,184	0.1%	20,377	0.1%	48,925	-64.9%
24,153	0.5%	23,014	0.5%	737	17.4%	895	0.0%	1,470	0.0%	3,685	-75.7%
2,867	0.1%	3,167	0.1%	24,899	-3.0%	114,645	0.5%	119,255	0.5%	124,495	-7.9%
208,453	4.5%	155,137	3.5%	3,223	-11.0%	14,086	0.1%	15,426	0.1%	16,115	-12.6%
857,514	18.7%	798,090	18.2%	256,842	-18.8%	1,085,175	4.7%	857,641	3.7%	1,284,210	-15.5%
				800,841	7.1%	3,759,348	16.3%	3,843,749	16.4%	4,004,205	-6.1%
<b>OTHER FEES &amp; SERVICES</b>											
	0.0%		0.0%		0.0%		0.0%		0.0%		
	0.0%		0.0%		0.0%		0.0%		0.0%		
	0.0%		0.0%	112	0.0%	80	0.0%		0.0%	560	-85.7%
752	0.0%	7,192	0.2%	1,438	0.0%		0.0%	43,274	0.2%	7,190	-100.0%
2,920	0.1%	437	0.0%	1,189	-100.0%	3,937	0.0%	5,106	0.0%	5,945	-33.8%
1,650	0.0%	(1,179)	0.3%	8,973	-100.0%	26,818	0.1%	55,655	0.2%	44,865	-40.2%
			0.0%		0.0%	7,727	0.0%	9,827	0.0%		
5,322	0.1%	19,953	0.5%	11,712	-54.6%	38,562	0.2%	113,862	0.5%	58,560	-34.2%
40	0.1%	75	0.0%	333	-88.0%	495	0.0%	2,879	0.0%	1,665	-70.3%
<b>ADMINISTRATIVE FEES &amp; SERVICES</b>											
<b>REIMBURSEMENTS</b>											
11,787	0.3%	-	0.0%	133,404	0.0%	1,003,158	4.3%	-	0.0%	667,020	0.0%
-	0.0%	-	0.0%	-	0.0%	-	0.0%	-	0.0%	-	
-	0.0%	-	0.0%	-	0.0%	-	0.0%	-	0.0%	-	
-	0.0%	-	0.0%	-	0.0%	-	0.0%	-	0.0%	-	
-	0.0%	-	0.0%	-	0.0%	-	0.0%	-	0.0%	-	
11,787	0.3%	-		133,404	0.0%	1,003,158	4.3%	-	0.0%	667,020	0.0%
874,663	19.1%	818,117	18.7%	946,290	-7.6%	4,801,564	20.8%	3,960,490	16.9%	4,731,450	1.5%
4,588,840	100.0%	4,384,177	100.0%	4,648,392	-1.3%	23,133,557	100.0%	23,463,437	100.0%	23,241,960	-0.5%

**Port Authority of Guam  
Income Statement  
With Budget Comparison (Unaudited)  
5 Month Ending 2/28/21**

	Current Month		Last Year		Year to Date		Last Year to Date					
	Actual	%	Actual	%	Actual	%	Actual	%	Budget	Chng		
INDIRECT COSTS												
General & Administrative Expenses												
Salaries & Wages	2,152,407	46.9%	1,996,858	45.5%	2,115,994	1.7%	10,942,372	47.3%	9,470,316	15.5%	10,579,970	3.4%
Insured Benefits	188,548	4.1%	127,791	2.9%	138,901	35.7%	976,176	4.2%	690,523	41.4%	694,505	40.6%
Retirement Benefits	580,183	12.6%	514,339	11.7%	501,921	15.6%	2,582,714	11.2%	2,406,324	10.3%	2,509,605	2.9%
Other Benefits	85,924	1.9%	123,420	2.8%	4,167	1962.0%	711,483	3.1%	666,446	2.8%	20,835	3314.8%
Other Personnel Costs	1,230	0.0%	210	0.0%	6,667	-81.6%	11,726	0.1%	621	0.0%	33,335	-64.8%
Communications	21,479	0.5%	9,009	0.2%	21,950	-2.1%	59,773	0.3%	49,135	0.2%	109,750	-45.5%
Leases/Rentals	-	0.0%	-	0.0%	-	-	-	0.0%	-	0.0%	-	-
Utilities	82,671	1.8%	19,146	0.4%	129,999	-36.4%	387,111	1.7%	505,602	-23.4%	649,995	-40.4%
General Insurance	291,641	6.4%	247,504	5.6%	282,334	3.3%	1,458,204	6.3%	1,237,518	17.8%	1,411,670	3.3%
Repairs & Maintenance	11,755	0.3%	-	0.0%	-	-	24,255	0.1%	-	0.0%	-	0.0%
Repairs & Maintenance	26,246	0.6%	9,340	0.2%	60,990	-57.0%	152,950	0.7%	172,215	-11.2%	304,950	-
Repairs & Maintenance-Subic Cr	-	0.0%	-	0.0%	-	-	-	0.0%	-	0.0%	-	-
Repairs & Maintenance-Pola 14	3,258	0.1%	9,393	0.2%	20,668	-84.2%	17,792	0.1%	60,091	-70.4%	103,340	-82.8%
Repairs & Maintenance-Pola 16	6,840	0.1%	16,475	0.4%	20,668	-66.9%	27,494	0.1%	95,673	-71.3%	103,340	-73.4%
Repairs & Maintenance-Pola 17	19,963	0.4%	17,353	0.4%	20,668	-3.4%	47,943	0.2%	80,011	-40.1%	103,340	-53.6%
Depreciation & Amortization	520,399	11.3%	537,962	12.3%	531,490	-2.1%	2,519,524	10.9%	2,663,435	-5.4%	2,657,450	-5.2%
Damage, Shortage, Writedown & Supplies	-	0.0%	-	0.0%	3,083	-100.0%	-	0.0%	78,608	-100.0%	15,415	-100.0%
Miscellaneous	60,195	1.3%	62,190	1.4%	104,551	-42.4%	315,403	1.4%	420,030	-24.9%	522,755	-39.7%
Advertising	6,456	0.1%	6,220	0.1%	105,157	-93.9%	31,933	0.1%	35,247	-9.4%	525,785	-93.9%
Agency & Management Fees	92,691	2.0%	81,946	1.9%	61,061	51.8%	342,767	1.5%	364,101	-5.9%	305,305	12.3%
Professional Services	40,829	0.9%	34,918	0.8%	114,241	-64.3%	175,547	0.8%	253,610	-30.8%	571,205	-69.3%
Contractual Services	-	0.0%	-	0.0%	29,605	-100.0%	24,894	0.1%	-	0.0%	148,025	-83.2%
Other Contractual Services	12,491	0.3%	23,585	0.5%	51,775	-75.9%	53,672	0.2%	85,427	-37.2%	258,875	-79.3%
Overhead Allocation	-	0.0%	-	0.0%	104,318	-100.0%	(14,672)	0.0%	-	0.0%	521,590	-102.8%
Other Expenses	576	0.0%	29,842	0.7%	15,761	-96.3%	9,535	0.0%	84,553	-88.7%	78,805	-87.9%
Earthquake Expense	-	0.0%	-	0.0%	-	-	-	0.0%	-	0.0%	-	-
Typhoon Expense	-	0.0%	355	0.0%	-	-	-	0.0%	136,985	-100.0%	-	-
Earthquake Expense	-	0.0%	-	0.0%	-	-	-	0.0%	-	0.0%	-	-
Emergency Expense	-	0.0%	-	0.0%	-	-	867	0.0%	-	0.0%	-	-
General & Administrative Expenses	4,205,780	91.7%	3,867,855	88.2%	4,445,969	-5.4%	20,859,467	90.2%	19,556,471	6.7%	22,229,845	-6.2%





	Amount Current	Last Month End	Amount Last Year End	Change This Month	Change This Year
Accounts Receivable-Other	215.83	215.83	352,246.40		352,030.57
Marina Receivables	33,618.62	32,479.12	35,903.62	1,139.50	2,285.00
Accounts Receivable-Agat, Marin	3,256.42	3,653.05	3,704.24	392.23	347.82
Accounts Receivable-GDP, Marina	8,219.00	9,083.00	6,895.00	864.00	1,324.00
Accounts Receivable-Harbor of					
Marina Receivables	45,094.04	45,215.17	46,502.86	121.13	1,408.82
Interest Receivables					
Bank Of Guam					
Bank Of Hawaii					
BankPac, Inc					
CitiBank					
Citizens Security Bank					
First Hawaiian Bank					
GovGuam Emp. Fed. Credit Union					
Oceanic Bank					
Other					
Interest Receivables					
Prepaid Expenses	7,916.69	9,500.02	15,833.34	1,583.33	7,916.65
Prepaid Exp.-Bond	1,910,609.67	2,202,250.57	48,797.65	291,543.39	1,910,609.67
Prepaid Insurance	1,587,716.73	1,857,060.10	48,797.65	269,343.37	1,538,919.08
Prepaid Expenses	3,506,243.09	4,068,810.69	64,630.99	562,567.60	3,441,612.10
Deferred Expenses					
Deferred Geda					
Credit Note Reimbursement					
Deferred Expenses					
Current Assets	94,647,330.96	94,303,447.88	95,225,548.95	343,883.08	578,217.99
Non Current Assets					
Long Term Receivable	2,258,190.48	2,258,190.48	2,258,190.48		
Long Term Receivable-DOA	1,490,449.90	1,490,449.90	1,490,449.90		
Long Term Receivable-Geda	3,748,640.38	3,748,640.38	3,748,640.38		
Allow for Uncollectible LT A/R					
Long Term Receivable					
Revenue Bond Reserves	5,224,085.60	5,168,043.89	4,943,842.32	56,041.71	280,243.28
Reserve w/Trustee-Unrestricted	15,890,711.67	15,890,711.67	15,890,711.67		
Reserve w/Trustee-Restricted					
Revenue Bond Reserves	21,114,797.27	21,058,755.56	20,834,553.99	56,041.71	280,243.28
Cash Reserves					
Cash Reserve w/Trustee-Unres.	4,546,363.97	4,460,068.68	4,368,914.31	86,295.29	177,449.66
FMP w/Trustee-Unres.					

	Amount Current	Last Month End	Amount Last Year End	Change This Month	Change This Year
Cash Reserves	4,546,363.97	4,460,068.68	4,368,914.31	86,295.29	177,449.66
Inventory-A/C	45,470.00	45,470.00	45,470.00		
Inventory-Computer	59,251.64	59,251.64	59,251.64		
Gas, Oil and Diesel Inventory	99,335.34	99,235.44	99,358.29	99.90	22.95-
Inventory-Parts	99,952.66	99,952.66	99,952.66		
Supplies Inventory	650,961.18	594,611.31	582,484.87	56,349.87	68,476.31
Contra-Asset Inventory Adj.	1,721.09-	1,721.09-	1,721.09-		
Allowance for Obsolescence	137,558.17-	137,558.17-	137,558.17-		
Inventory for Survey					
Inventory	716,691.56	660,241.79	648,238.20	56,449.77	68,453.36
Work In Progress					
Const Work in Progr-Local	826,460.14	824,545.14	513,755.12	1,915.00	312,705.02
Const Work in Progr-General	3,972,970.77	3,797,454.73	3,641,396.51	175,516.04	331,574.26
Const Work in Progr-FMP					
Const Work in Progr-BOND					
Work In Progress	2,847,013.52	2,767,238.02	2,465,964.21	79,775.50	381,049.31
	7,646,444.43	7,389,237.89	6,621,115.84	257,206.54	1,025,328.59
Non Current Assets	34,024,297.23	33,568,303.92	32,472,822.34	455,993.31	1,551,474.89
Property, Plant & Equipment					
Land	3,563,000.00	3,563,000.00	3,563,000.00		
Land-Cabras	3,563,000.00	3,563,000.00	3,563,000.00		
Land					
Buildings	15,732,648.10	15,732,648.10	15,732,648.10		
Buildings-Original	129,708,271.74	129,708,271.74	129,475,625.87		232,645.87
Buildings-Substation Shelters					
Buildings-Wharf Improvements					
Canopy Structures					
Buildings	145,440,919.84	145,440,919.84	145,208,273.97		232,645.87
Accumulated Depreciation-Build					
AccDeprac-Buildings-Original	15,286,083.14-	15,284,098.29-	15,276,158.89-	1,984.85-	9,924.25-
AccDeprac-Buildings-Subshalte					
AccDeprac-Buildings-Wharf Impr	41,980,680.27-	41,676,027.67-	40,457,417.27-	304,652.60-	1,523,263.00-
AccDeprac-Canopy Structures					
Accumulated Depreciation-Build	57,266,763.41-	56,960,125.96-	55,733,576.16-	306,637.45-	1,533,187.25-
Furnishings & Equipment					
Air Tools					
Communications Equip	532,830.08	532,830.08	532,830.08		
Computer Equip	6,175,034.34	6,175,034.34	6,172,034.34		
Crane Equip	17,049,864.19	17,049,864.19	17,049,864.19		
Furnishings & Office Equip	1,194,144.81	1,194,144.81	1,222,082.81		30,938.00-
Forklift Equip	1,272,548.00	1,272,548.00	1,272,548.00		
Gantry 3 Relocation Cost					
Generator Sets	1,229,056.25	1,229,056.25	1,229,056.25		



	Amount Current	Last Month End	Last Year End	Change This Month	Change This Year
Hand Tools	14,832.85	14,832.85	14,832.85		
Load & Unload Equip	1,642,828.00	1,642,828.00	1,642,828.00		
Mowing Equip	2,056,593.00	2,050,203.00	2,050,203.00	6,390.00	1,581.86
Other Equip	35,427.92	35,427.92	30,096.56	5,331.36	
Power Tools	394,111.95	394,111.95	394,111.95		
Safety Equip	2,955,216.97	2,955,216.97	2,955,216.97		
Shop Equip	1,238,974.69	1,192,974.69	1,194,214.69	43,000.00	44,760.00
Tractors					
Tractors & Motor Equip					
Vehicles & Motor Equip					
Furnishings & Equipment	35,827,750.50	35,784,750.50	35,812,346.64	43,000.00	44,760.00
Accumulated Depreciation-Furni					
AccDeprec-Air Tools					
AccDeprec-Communications Eqt.	517,153.60	516,404.70	513,409.10	748.90	3,744.50
AccDeprec-Computer Equip	2,617,096.67	2,581,038.80	2,428,338.14	36,057.86	188,158.53
AccDeprec-Crane Equip	9,641,054.13	9,548,948.45	9,272,383.89	276,999.00	368,670.24
AccDeprec-Furnishings & Office	941,566.63	929,031.22	906,818.90	22,037.32	34,748.43
AccDeprec-Forklift Equip	586,144.70	577,033.42	540,588.30	36,544.12	45,556.40
AccAmort-Gantry Relocation C					
AccDeprec-Generator Sets	484,070.86	477,742.77	452,430.41	6,328.09	31,540.45
AccDeprec-Head Tools	13,074.17	13,008.27	12,744.67	65.90	
AccDeprec-Head & Unload Equip	206,423.10	192,732.87	137,971.95	54,760.92	68,451.15
AccDeprec-Mowing Equip	6,999.00	6,999.00	6,999.00		
AccDeprec-Other Equip	1,476,082.05	1,461,644.61	1,403,822.65	57,822.00	72,259.40
AccDeprec-Power Tools	18,121.02	18,721.32	17,679.98	1,051.34	1,311.09
AccDeprec-Safety Equip	249,816.52	19,687.04	17,809.52	17,669.52	2,346.90
AccDeprec-Shop Equip	1,954,709.13	240,539.50	231,439.34	8,100.16	11,375.20
AccDeprec-Tractors	1,922,404.86	1,882,208.97	1,882,208.33		
AccDeprec-Vehicles & Motor Equ					
Accumulated Depreciation-Furni	19,655,740.93	19,441,979.77	18,704,389.32	213,761.16	951,351.61
Capital Leases					
Capital Leases					
Accumulated Amortization-Capit					
AccAmort-Capital Leases					
Accumulated Amortization-Capit					
Deferred Long Term Asset Cost					
Def. Cost-2018 Bond COI					
Deferred Long Term Asset Cost					
Pension-Deferred Outflows Res	6,759,236.00	6,759,236.00	6,759,236.00		
Pension-Deferred Outflow Res	8,842,431.77	8,842,491.77	8,842,491.77		
Pension-Deferred Outflow OPBB					
Pension-Deferred Outflows Res	15,601,727.77	15,601,727.77	15,601,727.77		
Property, Plant & Equipment	123,510,893.77	123,988,292.38	125,747,382.90	477,398.61	2,236,489.13

	Amount Current	Last Month End	Amount Last Year End	Change This Month	Change This Year
<b>Total Assets</b>	252,182,521.96	251,860,044.18	253,445,754.19	322,477.78	1,263,232.23-
<b>Total Liabilities &amp; Capital</b>					
<b>Current Liabilities</b>					
Accounts Payable					
Accounts Payable - Custom	46,936.33	46,936.33	370,841.79		323,905.46-
Accounts Payable - GST	1,411,707.85	1,668,285.09	1,422,990.84	257,177.24-	11,882.99-
Accounts Payable - Others	4,354.44		436,305.00	4,354.44	4,354.44
Accounts Payable - Trade					
Accounts Payable - Vouchered					
Received Not Vouchered					
Accounts Payable	1,462,398.62	1,715,221.42	1,793,832.63	252,822.80-	331,434.01-
Current Loan/Bond Payable					
Current ANZ (USDA) Loan Payabl					
CU ANZ (USDA) 12M Loan Payable					
CU BOG 10M SLE Loan Payable					
CU BOG 2M USDA Direct Loan					
CU Bond Payable	1,690,990.00	1,690,990.00	1,690,990.00		
CU Bond Payable - Crane	337,705.00	337,705.00	337,705.00		
CU Bond Payable - FMF	436,305.00	436,305.00	436,305.00		
Current Loan/Bond Payable	2,465,000.00	2,465,000.00	2,465,000.00		
Due to Public Utilities					
Due to CTA					
Due to GFA					
Due to GWA					
Due to Public Utilities					
Accrued Interest Payable	545,553.47	271,635.64	819,470.61	273,917.83	273,917.14-
Accrued Bond Interest Payable	545,553.47	271,635.64	819,470.61	273,917.83	273,917.14-
Accrued Interest Payable					
Deferred Revenues					
Deferred Revenues - DOD Moderniz	61,769.01-	61,769.01-	61,769.01-		225,890.01-
Deferred Income - GEDA	105,718.75	105,718.75	331,608.76		5,794.21-
Deferred Revenues - Leases			1,999.40		1,999.40-
Deferred Revenues - Marinas					
Deferred Revenues	43,949.74	43,949.74	277,633.36		233,683.62-
Deferred Revenues	43,949.74	43,949.74	277,633.36		233,683.62-
Accrued Expenses					
Accrued Payroll	1,304,730.63	992,954.75	1,272,831.29	311,775.88	31,899.34
Accrued Vacation Pay - Current	1,946,664.95	1,977,969.63	1,608,639.77	31,304.68-	336,025.16
Accrued Vacation Pay - Cost					
Accrued Earthquake Cost					
Accrued Earthquake Supplemental					
Accrued Typhoon Cost					

	Amount Current	Amount Last Month End	Amount Last Year End	Change This Month	Change This Year
Accrued Medicare Tax	20,162.99	20,162.99	20,162.99		
Accrued Federal Grant	477,666.12	374,974.95	492,280.77	102,691.17	14,614.65
Employee Insurance Payables					
Withholding Deductions Payable					
Withholding Tax Payable					
Credit Union					
Accrued Miscellaneous Deductio					
Accrued Death & Disability Ins	9,546.45	9,546.45	9,546.45		
Retirement Contributions					
Deferred Compensation Plan Pay					
Deferred Supplemental Plan					
Accrued Expenses	3,758,771.14	3,375,608.77	3,403,461.27	383,162.37	355,309.87
Security Deposits					
Security Deposits - Space Leas	80,467.11	79,955.55	85,650.58	511.56	5,193.57
Security Deposits - Marinas	36,336.82	36,336.82	36,474.32		137.50
Security Deposits	116,803.93	116,292.37	122,125.00	511.56	5,331.07
Capital Lease Obligations- Cur					
Capit Lease Obligations-Curren					
Capital Lease Obligations- Cur					
Other Current Liabilities					
Reserve Shortage/Property Dama					
Lease Payable - GEDA					
Other Current Liabilities					
Current Liabilities	8,392,476.90	7,987,707.94	8,881,532.87	404,768.96	489,055.97
Non Current Liabilities					
Long Term Accrued Expenses					
Unfunded Retirement Contributi	55,215,897.00	55,215,897.00	55,215,897.00		
Other Post Empl Benefit Liabil	67,314,364.58	67,314,364.58	67,314,364.58		
Accrued Vacation Pay-Long Term	1,462,074.53	1,462,074.53	1,462,074.53		
Accrued Sick Lve(DC)-Long Term	1,543,919.97	1,543,919.97	1,543,919.97		
Contingent Liability	1,016,693.55	1,016,693.55	1,606,804.11		590,110.56
Long Term Accrued Expenses	125,552,949.63	125,552,949.63	126,143,060.19		590,110.56
Pension-Deferred Inflow of Res					
Pension-Deferred Inflow of Res	2,146,691.00	2,146,691.00	2,146,691.00		
Pension-Deferred Inflow OPEB	26,558,369.38	26,558,369.38	26,558,369.38		
Pension-Deferred Inflow of Res	28,705,060.38	28,705,060.38	28,705,060.38		
Capital Lease Obligations					
Capital Lease Obligations					
Capital Lease Obligations					
Long Term Loan Payables					

	Amount Current	Amount Last Month End	Amount Last Year End	Change This Month	Change This Year
LT-ANZ (USDA) Loan Payable 3.5	8,943,360.00	8,943,360.00	8,943,360.00		
LT-ANZ (USDA) Loan Payable 12M	11,554,560.00	11,554,560.00	11,554,560.00		
LT-BOG \$1E Loan Payable 10M	44,782,080.00	44,782,080.00	44,782,080.00		
LT-BOG \$2M USDA Direct Loan					
Long Term Loan Payables	4,658,223.31	4,678,994.39	4,762,078.75	20,771.08	103,855.44
Long Term Bond Payables	69,938,223.31	69,958,994.39	70,042,078.75	20,771.08	103,855.44
Non Current Liabilities	224,196,233.32	224,217,004.40	224,890,199.32	20,771.08	693,966.00
Capital Contributions & Equity					
Contributions-Local Government	3,563,000.00	3,563,000.00	3,563,000.00		
Contributions-Land	483,688.19	483,688.19	483,688.19		
Contributions-Property & Equip	13,413,670.45	13,413,670.45	13,413,670.45		
Contributions-General Fund	100,000.00	100,000.00	100,000.00		
Contributions-G.E.P.A.	7,000.00	7,000.00	7,000.00		
Contributions-PAG (Portion of					
Contributions-Local Government	17,567,358.64	17,567,358.64	17,567,358.64		
Contributions-Federal Governme					
Contributions-U.S. Govt Reimb	10,321,126.26	10,321,126.26	10,321,126.26		
Contributions-Economic Develop	1,492,676.57	1,492,676.57	1,492,676.57		
Contributions-U.S. Department	6,508,875.60	6,508,875.60	6,508,875.60		
Contributions-U.S. Govt-Fema	53,763.30	53,763.30	53,763.30		
Contributions-Federal Governme	18,376,441.73	18,376,441.73	18,376,441.73		
Accumulated Earnings					
Accumulated Earnings	112,787,921.51	112,787,921.51	112,787,921.51		
Accumulated Earnings (Deficit)	96,518,138.14	96,518,138.14	96,518,138.14		
Accumulated Earnings	16,269,783.37	16,269,783.37	16,269,783.37		
Net Earnings (Loss)	80,205.26	18,685.16	5.00	61,520.10	80,210.26
Capital Contributions & Equity	19,593,811.74	19,655,331.84	19,674,022.00	61,520.10	80,210.26
Total Liabilities & Capital	252,182,521.96	251,860,044.18	253,445,754.19	322,477.78	1,263,232.23

PORT AUTHORITY OF GUAM  
CARGO THROUGHPUT DATA REPORT  
As of February 28, 2021

YTD_CONTAINER CARGOS (count)				
February				
Description	FY21	FY20	#VARIANCE	%VARIANCE
Local	27,284	28,301	-1,017	-3.6%
Stuff Transshipment	5,186	5,069	117	2.3%
Empty Transshipment	2,350	2,302	48	2.1%
<b>Total</b>	<b>34,820</b>	<b>35,672</b>	<b>-852</b>	<b>-2.4%</b>

YTD_NON-CONTAINERIZED/BREAKBULK CARGOS (tonnage)				
February				
Description	FY21	FY20	#VARIANCE	%VARIANCE
Domestic	8,924	2,948	5976	202.7%
Foreign	28,997	49,214	-20217	-41.1%
<b>Total</b>	<b>37,921</b>	<b>52,162</b>	<b>(14,241)</b>	<b>-27.3%</b>

YTD_CONTAINERIZED CARGOS (tonnage)				
February				
Description	FY21	FY20	#VARIANCE	%VARIANCE
Domestic	293,875	297,502	-3627	-1.2%
Foreign	82,400	106,584	-24184	-22.7%
<b>Total</b>	<b>376,275</b>	<b>404,086</b>	<b>(27,811)</b>	<b>-6.9%</b>

<b>TOTAL TONNAGE</b>	<b>414,196</b>	<b>456,248</b>	<b>(42,052)</b>	<b>-9.2%</b>
----------------------	----------------	----------------	-----------------	--------------

PORT AUTHORITY OF GUAM  
OVERTIME COMPARISON - ACTUAL VS BUDGET  
AS OF FEBRUARY 28, 2021 (5)

Department	Monthly Comparison					YTD Comparison				
	February (5)	January (4)	\$ Variance	% Variance	YTD	Actual	YTD Budget	\$ Variance	% Variance	
Stevedoring										
Cargo Handling	38,031	26,075	11,956	46%	134,819	133,135	1,684	1.3%		
Rigging	2,186	511	1,675	328%	3,309	6,050	-2,741	-45.3%		
Terminal	20,710	17,260	3,450	20%	87,521	102,000	-14,479	-14.2%		
Transportation										
Superintendent	9,418	6,174	3,244	53%	33,349	42,500	-9,151	-21.5%		
Crane Operators	7,982	6,813	1,169	17%	33,022	49,585	-16,563	-33.4%		
Equipment Operators	31,988	24,477	7,511	31%	124,671	120,415	4,256	3.5%		
Dispatcher	2,955	1,846	1,109	60%	10,008	12,185	-2,177	-17.9%		
Maintenance										
Crane Maintenance	8,090	7,167	923	13%	36,126	38,960	-2,834	-7.3%		
Facility Maintenance										
Electrical/Refrigeration	6,371	9,842	-3,471	-35%	36,418	31,875	4,543	14.3%		
	<b>127,731</b>	<b>100,165</b>	<b>27,566</b>	<b>28%</b>	<b>499,243</b>	<b>536,705</b>	<b>-37,462</b>	<b>-7.0%</b>		

Port Authority of Guam  
Budget vs Actual  
Variance Analysis-Unaudited  
5 Months Ending 02/28/21

	Current Month			Year-to-Date								
	Budget	%	Variance	Budget	%	Variance						
	Actual	%		Actual	%							
479,249	100	457,029	100	-22,220	-4.6	CRANE SURCHARGE REVENUES	2,396,245	100	2,316,397	100	-79,848	-3.3
479,249	100	457,029	100	-22,220	-4.6	NET REVENUES	2,396,245	100	2,316,397	100	-79,848	-3.3
	-1					General & Administrative Expenses						
73,150	15.3	61,466	13.5	-11,684	16	Salaries & Wages	365,750	15.3	356,451	15.4	-9,299	2.5
5,351	1.1	10,873	2.4	5,522	-103.2	Insured Benefits	26,755	1.1	42,148	1.8	15,393	-57.5
16,942	3.5	14,146	3.1	-2,796	16.5	Retirement Benefits	84,710	3.5	75,614	3.3	-9,096	10.7
0		5,768	1.3	5,768	-100	Other Benefits	0		23,541	1	23,541	-100
21,667	4.5	21,667	4.7	0		General Insurance	108,335	4.5	108,333	4.7	-2	-2
585	0.1	865	0.2	280	-47.9	Repairs & Maintenance	2,925	0.1	865		-2,060	70.4
20,668	4.3	3,258	0.7	-17,410	84.2	Rep. & Maint.-Pola 14	103,340	4.3	17,792	0.8	-85,548	82.8
20,668	4.3	6,840	1.5	-13,828	66.9	Rep. & Maint.-Pola 16	103,340	4.3	27,494	1.2	-75,846	73.4
20,668	4.3	19,963	4.4	-705	3.4	Rep. & Maint.-Pola 17	103,340	4.3	47,943	2.1	-55,397	53.6
74,207	15.5	75,541	16.5	1,334	-1.8	Depreciation & Amorti	371,035	15.5	285,845	12.3	-85,190	23
1,417	0.3	1,749	0.4	332	-23.4	Supplies	7,085	0.3	7,858	0.3	773	-10.9
41,249	8.6	0		-41,249	100	Professional Services	206,245	8.6	0		-206,245	100
2,479	0.5	0		-2,479	100	Other Contractual Ser	12,395	0.5	1,715	0.1	-10,680	86.2
104,318	21.8	144,595	31.6	40,277	-38.6	Overhead Allocation	521,590	21.8	636,316	27.5	114,726	-22
-403,369	84.2	-366,730	80.2	36,639	9.1	General & Administrative Expenses	-2,016,845	84.2	-1,631,916	70.5	384,929	19.1
75,880	15.8	90,299	19.8	14,419	19	OPERATING INCOME (LOSS)	379,400	15.8	684,480	29.6	305,080	80.4
						Other Income & Expense						
						Other Income						
-31,764	6.6	-37,527	8.2	-5,763	-18.1	Other Expense	-158,820	6.6	-187,634	8.1	-28,814	-18.1
-31,764	6.6	-37,527	8.2	-5,763	-18.1	Other Income & Expense	-158,820	6.6	-187,634	8.1	-28,814	-18.1
-435,133	90.8	-404,256	88.5	30,877	7.1	OTHER CARGO RELATED	-2,175,665	90.8	-1,819,550	78.6	356,115	16.4
-435,133	90.8	-404,256	88.5	30,877	7.1	DIRECT LABOR COSTS	-2,175,665	90.8	-1,819,550	78.6	356,115	16.4
44,116	9.2	52,772	11.6	8,656	19.6	NET INCOME (LOSS)	220,580	9.2	496,847	21.5	276,267	125.3

## PORT AUTHORITY OF GUAM

AGING AS OF 02/28/21

Number	Name	Open	Current	31 - 60	61 - 90	91 - 120	Over 120	Amount	Date	Remarks
15388	Guam Industrial Serv. Inc.	\$ 430,666.22	\$ 2,841.74	\$ 13,063.47	\$ 13,104.44	\$ 13,063.47	\$ 388,593.10	\$ 12,959.82	10/16/2020	2nd Notice was mailed out 03/09/2021, Final Notice will be processed 03/30/2021.
7376	Matson Navigation Inc.	\$ 2,980,347.90	\$ 2,680,605.16	\$ 13,780.08	\$ 71,017.62	\$ 130,667.69	\$ 84,277.35	\$ 431,803.60	3/18/2021	Final Notice in process and will be mailed no later than 03/25/21
13202	Department of Administrati	\$ 122,279.31	\$ 33,071.31		\$ 36,000.00		\$ 53,208.00	\$ 991,371.00	2/9/2021	TypH Reim. Requested planning for fu with Homeland
7384	Marianas Steamship Agencie	\$ 604,894.01	\$ 565,211.41	\$ 811.92	\$ 541.60		\$ 38,329.08	\$ 15,835.68	3/18/2021	Invoice #78364 ongoing dispute, claims Guam Shipyard is responsible.
13121	Tidewater Distributors Inc	\$ 54,114.02	\$ 5,411.49	\$ 5,485.83	\$ 5,461.05	\$ 5,436.27	\$ 32,319.38	\$ 5,412.37	4/3/2020	Final Notice in process and will be mailed no later than 03/25/21
11762	Aqua World, Inc.	\$ 29,670.72	\$ 2,670.72	\$ 2,700.00	\$ 2,700.00	\$ 2,700.00	\$ 18,900.00	\$ 2,700.00	3/9/2020	
1500	Atlantis Guam	\$ 30,587.35	\$ 3,057.60	\$ 3,057.60	\$ 3,068.95	\$ 3,057.60	\$ 18,345.60	\$ 3,057.60	10/9/2020	Baba Corp Company- Deferral Program
15475	Tropical Island Marine Spo	\$ 13,048.92	\$ 1,199.70	\$ 1,356.54	\$ 1,306.98	\$ 1,295.10	\$ 7,890.60	\$ 1,500.00	2/19/2021	Deferral Program
14364	P.S.V. Corp./Joo, Gi Bum	\$ 12,019.56	\$ 1,169.28	\$ 1,094.94	\$ 1,070.16	\$ 1,094.94	\$ 7,590.24	\$ 1,070.16	7/22/2020	Deferral Program
14482	Quinata, John M.	\$ 7,075.00		\$ 260.00	\$ 260.00	\$ 260.00	\$ 6,295.00	\$ 260.00	9/6/2019	Account with Small Claims, awaiting next court date
15953	Guam Homeland Security	\$ 48,815.34			\$ 44,015.34		\$ 4,800.00			Vehicle, emailed fu
14283	Brand, Inc.	\$ 8,999.86	\$ 1,222.86	\$ 1,111.00	\$ 1,111.00	\$ 1,111.00	\$ 4,444.00	\$ 1,129.00	2/25/2021	Final Notice in process and will be mailed no later than 03/25/21
14387	Guam Sungwoo Ferry Corp.	\$ 8,616.80	\$ 1,535.20	\$ 885.20	\$ 885.20	\$ 885.20	\$ 4,426.00	\$ 845.20	5/6/2020	Final Notice in process and will be mailed no later than 03/25/21
9401	Tasi Tours Inc.	\$ 4,878.48	\$ 1,092.12	\$ 510.00	\$ 510.00	\$ 510.00	\$ 3,276.36	\$ 582.12	3/8/2021	Deferral Program
9822	Osakana Cruise, Inc/Fish E	\$ 4,080.00		\$ 510.00	\$ 510.00	\$ 510.00	\$ 2,550.00	\$ 1,020.00	3/9/2020	Final Notice in process and will be mailed no later than 03/25/21
13604	Lewis, Erik C.	\$ 2,150.00		\$ 150.00	\$ 150.00	\$ 150.00	\$ 1,700.00	\$ 2,000.00	3/17/2021	Mr Lewis made a payment of \$2000.00 / \$150.00 balance for 2020
8483	Scuba Company	\$ 6,050.96	\$ 4,404.56				\$ 1,646.40	\$ 1,671.18	3/2/2021	Deferral Program
14534	Martin, Dwight	\$ 2,050.00		\$ 150.00	\$ 150.00	\$ 150.00	\$ 1,600.00	\$ 875.00	10/4/2019	Customer emailed update regrading payment currently in Quarantine, will mail in checks.
15040	Tyquingco, Joseph T.	\$ 1,887.50		\$ 137.50	\$ 137.50	\$ 137.50	\$ 1,475.00	\$ 137.50	1/31/2020	Final Notice in process and will be mailed no later than 03/25/21
13913	Skocumchuck Charters Inc.	\$ 4,322.64	\$ 1,530.00	\$ 188.16	\$ 510.00	\$ 688.16	\$ 1,396.32	\$ 188.16	3/8/2021	Deferral Program
7350	Consolidated Transportatio	\$ 407,485.01	\$ 404,203.83	\$ 1,736.32	\$ 15.41	\$ 150.55	\$ 1,378.90	\$ 178,935.64	3/16/2021	\$1274.77 are Interest Charges awaiting status from Annie Nonesa or Mel Santillan. Final Notice will be processed.
15956	Baker, Timolthy	\$ 1,512.72		\$ 150.00	\$ 150.00	\$ 150.00	\$ 1,062.72	\$ 625.00	5/20/2020	Final Notice in process and will be mailed no later than 03/25/21
11794	Guam Shipyard	\$ 305.66	\$ (611.20)				\$ 916.86	\$ 34.66	3/12/2021	2nd Notice was mailed out 03/09/2021, Final Notice will be processed 03/30/2021.
10778	Real World Diving	\$ 2,077.38	\$ 552.14	\$ 214.12	\$ 288.46	\$ 139.78	\$ 882.88	\$ 1,487.00	2/14/2020	Final Notice in process and will be mailed no later than 03/25/21
16063	Brub, Chris/Byerly, Dylan	\$ 1,475.00		\$ 225.00	\$ 225.00	\$ 225.00	\$ 800.00	\$ 1,312.50	3/2/2021	Dylan Byerly paid \$1312.50 towards his slip payments. Final Notice will be sent
15955	Cordero, Jesse	\$ 750.00					\$ 750.00			Final Notice in process and will be mailed no later than 03/25/21
15857	Suh, Jimmy P.	\$ 535.35					\$ 535.35	\$ 1,000.00	12/10/2019	Final Notice in process and will be mailed no later than 03/25/21
14963	Castro, Jesse AR	\$ 547.35	\$ 25.00			\$ 25.00	\$ 487.35	\$ 400.00	1/14/2021	\$437.55 Interest Charges, Final Notice in process and mailed out



14431	Quinata, Carlos DBA:Herita	\$ 470.82	\$ (24.78)						\$ 495.60	\$ 237.50	3/15/2021	Final Notice in process and will be mailed no later than 03/25/21
16082	Spenuk, Atarino	\$ 870.80		\$ 137.50	\$ 137.50	\$ 137.50	\$ 137.50	\$ 458.30	\$ 275.00	5/22/2020	Final Notice in process and will be mailed no later than 03/25/21	
15774	Quinata, Jose M.	\$ 450.00						\$ 450.00	\$ 50.00	3/11/2021	Final Notice in process and will be mailed no later than 03/25/21	
16146	Jones, James	\$ 370.44						\$ 370.44			Final Notice in process and will be mailed no later than 03/25/21	
15930	Khalil, Nedial O.	\$ 1,762.50	\$ 325.00			\$ 1,137.50		\$ 300.00	\$ 300.00	1/23/2020	Final Notice in process and will be mailed no later than 03/25/21	
16145	Lagutang, Clarence	\$ 576.76		\$ 137.50	\$ 137.50	\$ 137.50		\$ 164.26	\$ 275.00	9/30/2020	Final Notice in process and will be mailed no later than 03/25/21	
14436	John C. Aguon/Myung J. Par	\$ 125.00						\$ 125.00	\$ 525.00	3/18/2021	Final Notice in process and will be mailed no later than 03/25/21	
16009	Kok, Ong Leng	\$ 102.43				\$ 10.71		\$ 91.72	\$ 45.86	8/5/2020	Final Notice in process and will be mailed no later than 03/25/21	
9620	Alupang Beach Club	\$ 225.00	\$ 125.00	\$ 25.00	\$ 25.00			\$ 75.00	\$ 287.51	3/2/2021	Final Notice in process and will be mailed no later than 03/25/21	
14161	Isla Trucking	\$ 1,343.04	\$ 681.09	\$ 588.00				\$ 73.95	\$ 588.00	3/10/2021	Final Notice in process and will be mailed no later than 03/25/21	
15976	Lujan, Jerard A.	\$ 50.00						\$ 50.00	\$ 25.00	4/28/2020	Final Notice in process and will be mailed no later than 03/25/21	
16100	San Nicolas, Peter K.	\$ 50.00						\$ 50.00	\$ 25.00	6/23/2020	Final Notice in process and will be mailed no later than 03/25/21	
14778	IP&E Holding LLC	\$ 1,200.06	\$ 1,152.83					\$ 47.23	\$ 6,810.20	3/22/2021	Interest Charges under review, possible credit due.	
12373	Beighley, Jim/Mark Baldyga	\$ 25.00						\$ 25.00	\$ 50.00	12/11/2020	Final Notice in process and will be mailed no later than 03/25/21	
14145	Nadler, Landon	\$ 25.00						\$ 25.00	\$ 40.00	1/13/2020	Final Notice in process and will be mailed no later than 03/25/21	
13044	Smithbridge Guam, Inc.	\$ (10,444.55)	\$ (13,563.32)	\$ 1,559.38	\$ 1,559.38			\$ 0.01	\$ 21,297.87	2/22/2021	\$0.01 balance cleared.	
15370	J524 Inc./Layla Dolphin Cr	\$ 880.00	\$ 705.00	\$ 25.00		\$ 150.00		\$ 680.00	\$ 680.00	1/28/2021	Final Notice in process and will be mailed no later than 03/25/21	
15097	Junsay, Lowell B.	\$ 29.52				\$ 29.52		\$ 58.93	\$ 58.93	8/28/2020	Final Notice in process and will be mailed no later than 03/25/21	
16006	Lai, Edson Chi Wing	\$ (75.00)	\$ (100.00)			\$ 25.00		\$ 220.00	\$ 220.00	12/17/2020	Final Notice in process and will be mailed no later than 03/25/21	
14893	Cruz, Joseph R.	\$ 46.00				\$ 21.00		\$ 42.00	\$ 42.00	10/21/2020	Final Notice in process and will be mailed no later than 03/25/21	
10225	Mobil Oil Guam, Inc.	\$ 152,688.67	\$ 71,893.19	\$ 80,795.48	\$ 80,795.48			\$ 34,692.24	\$ 34,692.24	3/5/2021	\$2056.97 in Interest charges, emailed letter of consideration all other outstanding balance cleared.	
11776	Customs and Quarantine Age	\$ 14,680.77	\$ 13,718.21	\$ 481.28	\$ 481.28			\$ 962.56	\$ 962.56	3/18/2021	Outstanding balance cleared	
14368	SubCom, LLC	\$ 8,991.30	\$ 567.34	\$ 8,423.96				\$ 13,954.60	\$ 13,954.60	2/18/2021	Payment application under review, Final Notice will be sent out.	
14143	Salt Shaker Yacht Charter	\$ (163.30)	\$ (269.30)	\$ 106.00				\$ 269.30	\$ 269.30	3/10/2021	Payment misapplication	
14429	Weilbacher, Walden	\$ 180.00	\$ 80.00	\$ 100.00				\$ 200.00	\$ 200.00	3/2/2021	Outstanding balance cleared	
16194	Bowls, Darren	\$ 54.30		\$ 54.30							Late Notice in process and will be mailed no later than 03/25/21	
15970	Liu, Han	\$ (112.50)	\$ (137.50)	\$ 25.00				\$ 825.00	\$ 825.00	11/6/2020	Late Notice in process and will be mailed no later than 03/25/21	
15593	Guam Ocean Adventures, LLC	\$ 552.69	\$ 527.91	\$ 24.78				\$ 2,094.35	\$ 2,094.35	1/19/2021	Late Notice in process and will be mailed no later than 03/25/21	

14642	Tristar Terminals Guam, In	\$ 385,961.12	\$ 385,961.12	\$ 385,961.12							\$ 141,778.02	3/5/2021
14444	Office of the Governor of	\$ 237,035.11	\$ 237,035.11	\$ 237,035.11							\$ 2,105.64	3/12/2021
7341	Ambyth Shipping & Trading	\$ 132,354.75	\$ 132,354.75	\$ 132,354.75							\$ 3,545.84	3/17/2021
14171	Norton Lilly International	\$ 132,098.54	\$ 132,098.54	\$ 132,098.54							\$ 3,321.28	3/5/2021
7587	American President Lines,L	\$ 1,090,584.78	\$ 1,090,584.78	\$ 1,090,584.78							\$ 317,815.38	3/17/2021
14610	U.S. Department of Homeland	\$ 16,200.00	\$ 16,200.00	\$ 16,200.00							\$ 2,887.86	2/16/2021
13537	Wang, Jackey	\$ 5,330.14	\$ 5,330.14	\$ 5,330.14							\$ 15,861.12	12/17/2020
16010	Kian Corporation DBA: Oce	\$ 746.64	\$ 746.64	\$ 746.64							\$ 816.69	12/18/2020
14061	AR Sunrifer Canteen/Cateri	\$ 696.19	\$ 696.19	\$ 696.19							\$ 1,392.38	1/22/2021
16189	KELLER, RUSSELL CLARK	\$ 642.10	\$ 642.10	\$ 642.10							\$ 535.08	11/19/2020
15549	Regis, John F.	\$ 600.00	\$ 600.00	\$ 600.00							\$ 950.00	2/24/2021
15612	Churchill, Charles D.	\$ 478.60	\$ 478.60	\$ 478.60							\$ 900.00	3/5/2021
16080	Takasu, Toru	\$ 475.00	\$ 475.00	\$ 475.00							\$ 1,237.50	1/14/2021
15360	Teleguam Holdings, LLC DBA	\$ 403.92	\$ 403.92	\$ 403.92							\$ 1,050.00	3/4/2021
14381	Apra Dive & Marine Sports,	\$ 396.48	\$ 396.48	\$ 396.48							\$ 1,617.76	1/14/2021
15699	Shut Up and Fish Guam	\$ 335.93	\$ 335.93	\$ 335.93							\$ 400.00	1/8/2021
15325	Kobayashi, Ronald	\$ 250.00	\$ 250.00	\$ 250.00							\$ 150.00	1/25/2021
14663	Cafky, James W. & Melvia	\$ 245.00	\$ 245.00	\$ 245.00							\$ 220.00	3/2/2021
15446	Axe Murderer Tours Guam, I	\$ 238.73	\$ 238.73	\$ 238.73							\$ 511.56	3/12/2021
14537	Fredrick, Bruce & Dianme	\$ 220.00	\$ 220.00	\$ 220.00							\$ 100.00	1/27/2021
15784	Bradley, Daniel A.	\$ 220.00	\$ 220.00	\$ 220.00							\$ 220.00	1/27/2021
15892	Weisse, Russell	\$ 220.00	\$ 220.00	\$ 220.00							\$ 465.00	3/5/2021
13591	Marianas Divers Assn., Inc	\$ 197.57	\$ 197.57	\$ 197.57								
14443	Moritz, Lance	\$ 188.26	\$ 188.26	\$ 188.26							\$ 388.26	3/15/2021
14587	Moore, James	\$ 150.00	\$ 150.00	\$ 150.00							\$ 450.00	1/5/2021
16036	Chudor, Sergy	\$ 150.00	\$ 150.00	\$ 150.00							\$ 300.00	12/28/2020
14485	Rains, Julian T.	\$ 137.50	\$ 137.50	\$ 137.50							\$ 137.50	3/2/2021
14658	Phillip, Vincer	\$ 132.50	\$ 132.50	\$ 132.50							\$ 150.00	3/2/2021
14694	Go Nakane	\$ 100.00	\$ 100.00	\$ 100.00							\$ 212.50	3/2/2021
7763	Guam Dolphin's Marine Spor	\$ 99.12	\$ 99.12	\$ 99.12							\$ 1,478.05	3/3/2021
14447	Flores, Paul A	\$ 87.50	\$ 87.50	\$ 87.50							\$ 87.50	3/2/2021
15088	Shida, Paul H.	\$ 75.00	\$ 75.00	\$ 75.00							\$ 475.00	3/17/2021
16161	NORWOOD, BRANDYN A.	\$ 75.00	\$ 75.00	\$ 75.00							\$ 412.50	1/22/2021
7886	Guam Transport & Warehouse	\$ 57.13	\$ 57.13	\$ 57.13							\$ 645.13	3/17/2021
9224	Island Equipment Company	\$ 56.49	\$ 56.49	\$ 56.49							\$ 40.24	2/8/2021
12706	Guam Seawalker Tours	\$ 50.00	\$ 50.00	\$ 50.00							\$ 680.00	3/11/2021
13191	Aguon, Sonja V. or Paul SN	\$ 39.12	\$ 39.12	\$ 39.12							\$ 267.30	1/20/2021
13527	Haft, John R.	\$ 25.00	\$ 25.00	\$ 25.00							\$ 25.00	3/8/2021
16049	YGS Coporation DBA Sea Sen	\$ 25.00	\$ 25.00	\$ 25.00							\$ 212.50	2/19/2021
16207	Baidyga, Mark/Derrick M. Q	\$ 25.00	\$ 25.00	\$ 25.00							\$ 100.00	2/18/2021
12513	Berkemeyer, Thomas R.	\$ 5.00	\$ 5.00	\$ 5.00							\$ 137.50	3/10/2021
16238	FULGUR TECHNOLOGY	\$ (0.01)	\$ (0.01)	\$ (0.01)							\$ 271.00	2/19/2021
13684	Chang Chin Inc.	\$ (0.06)	\$ (0.06)	\$ (0.06)							\$ 89.49	4/3/2020
12754	Pacific Guam	\$ (0.07)	\$ (0.07)	\$ (0.07)							\$ 298.10	4/22/2020
15798	Edson, Roger	\$ (2.78)	\$ (2.78)	\$ (2.78)							\$ 42.34	7/31/2019
16182	YIM, ALEX	\$ (4.65)	\$ (4.65)	\$ (4.65)								
15846	Heinrich, Tina	\$ (10.00)	\$ (10.00)	\$ (10.00)							\$ 10.00	12/11/2020
15998	Voistead, Theresa M.	\$ (10.00)	\$ (10.00)	\$ (10.00)							\$ 10.00	2/26/2021
16179	ITOI, TIMOTHEUS	\$ (10.00)	\$ (10.00)	\$ (10.00)							\$ 10.00	10/8/2020
16228	OWENS, MARK EDWARD	\$ (10.00)	\$ (10.00)	\$ (10.00)							\$ 10.00	2/11/2021
16180	ARMSTRONG, KELLY A.	\$ (15.57)	\$ (15.57)	\$ (15.57)							\$ 434.65	10/15/2020



16162	Doronila, Jay	\$ (69.13)	\$ (69.13)						\$ 630.00	8/25/2020
12394	Wong, Billy	\$ (87.50)	\$ (87.50)						\$ 240.00	3/16/2021
13190	GENTLY BLUE DIVING SHOP	\$ (94.10)	\$ (94.10)						\$ 112.92	1/13/2021
14535	Young, Dione & Jerry	\$ (100.00)	\$ (100.00)						\$ 150.00	2/25/2021
15717	Plate, Laura M/Douglas	\$ (100.00)	\$ (100.00)						\$ 137.50	3/10/2021
15748	Nugam, Henry L.	\$ (100.00)	\$ (100.00)						\$ 100.00	6/1/2018
13405	Jae Hoon Corp.	\$ (100.03)	\$ (100.03)						\$ 481.76	1/27/2021
16163	MENDIOLA, FRANCISCO Q.	\$ (104.71)	\$ (104.71)						\$ 187.87	8/27/2020
1960		\$ (120.00)	\$ (120.00)						\$ 80.00	2/19/2021
14907	Taitano, John	\$ (126.00)	\$ (126.00)						\$ 200.00	12/1/2020
15900	Schembari, Paul	\$ (137.50)	\$ (137.50)						\$ 602.69	1/27/2021
8264	Olson, Tom	\$ (150.00)	\$ (150.00)						\$ 450.00	1/5/2021
10735	Plummer, Peter J.	\$ (150.00)	\$ (150.00)						\$ 200.00	1/19/2021
12895	Bell, James C. or Cynthia	\$ (150.00)	\$ (150.00)						\$ 450.00	1/15/2021
13653	Yu, Niko K.	\$ (152.34)	\$ (152.34)						\$ 244.00	1/19/2021
9697	Camacho, Antonio Frank C.	\$ (160.00)	\$ (160.00)						\$ 240.00	12/1/2020
10743	Poppe, Edward/FISH INC	\$ (170.00)	\$ (170.00)						\$ 250.00	2/22/2021
15103	Collier, Ernest	\$ (170.00)	\$ (170.00)						\$ 520.00	9/24/2020
15235	Oil Spill Response Operati	\$ (170.92)	\$ (170.92)						\$ 3,864.00	3/4/2021
15548	Makanja Fishing Charters	\$ (175.00)	\$ (175.00)						\$ 87.50	2/18/2021
9478	Triple B Forwarders	\$ (177.49)	\$ (177.49)						\$ 234.54	3/18/2021
13671	Landscape Management Syste	\$ (184.45)	\$ (184.45)						\$ 90.33	12/7/2020
12509	Hanley, Timothy F.	\$ (210.00)	\$ (210.00)						\$ 105.00	2/1/2021
9814	Fentress, Michael D.	\$ (220.00)	\$ (220.00)						\$ 204.99	3/16/2021
16033	Kurtin, Andrew	\$ (229.10)	\$ (229.10)						\$ 229.10	2/11/2020
11778	Dewitt Trans Services of G	\$ (242.30)	\$ (242.30)						\$ 120.44	2/19/2021
14582	Packbier, Paul E.R./PCR Gu	\$ (250.00)	\$ (250.00)						\$ 300.00	1/20/2021
15646	Cabral, Luis F.M.	\$ (250.00)	\$ (250.00)						\$ 250.00	12/7/2020
11814	J.L. Baker & Sons/COSILA G	\$ (260.57)	\$ (260.57)						\$ 588.00	3/8/2021
7413	Seabridge Inc.	\$ (268.65)	\$ (268.65)						\$ 73.09	2/24/2021
12424	Flores, Joaquin C.	\$ (275.00)	\$ (275.00)						\$ 137.50	2/23/2021
15526	Ovalles, Victor	\$ (275.00)	\$ (275.00)						\$ 275.00	3/17/2021
16221	Rivera, David Q.	\$ (275.00)	\$ (275.00)						\$ 275.00	2/4/2021
16233	KENNEDY, JANE LYNN	\$ (275.00)	\$ (275.00)						\$ 275.00	2/16/2021
8336	Pacific Trucking Inc.	\$ (290.38)	\$ (290.38)						\$ 176.86	9/18/2020
15014	Purrell Painting	\$ (298.36)	\$ (298.36)						\$ 120.44	12/1/2020
9742	Duenas, Christopher M.	\$ (300.00)	\$ (300.00)						\$ 300.00	2/10/2021
9751	Duenas Roy P.	\$ (320.00)	\$ (320.00)						\$ 240.00	12/1/2020
9831	Fish Hook Inc.	\$ (360.00)	\$ (360.00)						\$ 385.00	1/29/2021
16074	Hurlow, Robert Scott	\$ (381.95)	\$ (381.95)						\$ 150.00	3/2/2021
14633	Eusebio, Ricardo B.	\$ (400.00)	\$ (400.00)						\$ 480.00	11/13/2020
15745	Traffic Tech Guam	\$ (409.13)	\$ (409.13)						\$ 198.64	5/6/2020
14290	DGX	\$ (414.30)	\$ (414.30)						\$ 411.60	3/4/2021
14126	Margarita Charters	\$ (425.00)	\$ (425.00)						\$ 695.50	3/1/2021
15749	Lagutang, Herbert C.D.	\$ (425.00)	\$ (425.00)						\$ 425.00	1/27/2021
12522	Dickerson & Quinn, Ltd	\$ (431.21)	\$ (431.21)						\$ 2,649.68	3/2/2021
15205	RIDLON, DANIEL A	\$ (475.00)	\$ (475.00)						\$ 600.00	2/17/2021
12514	Pepsi Cola Bottling Co. Gu	\$ (486.81)	\$ (486.81)						\$ 120.44	3/4/2021
13545	Perez, Vincent T./Vern Per	\$ (500.00)	\$ (500.00)						\$ 600.00	11/17/2020
14968	Nguyen, Hoa Van	\$ (500.00)	\$ (500.00)						\$ 649.50	1/28/2021
15818	Mendiola, Janus C.	\$ (500.00)	\$ (500.00)						\$ 600.00	1/27/2021

15467	Beird, Austin & Belinda	\$	(520.00)	\$	(520.00)							\$	260.00	3/3/2021
14527	UMS Heavy Equipment Rental	\$	(523.34)	\$	(523.34)							\$	800.00	7/28/2020
15290	Murrell, Robert Dan	\$	(525.00)	\$	(525.00)							\$	600.00	11/23/2020
16234	VONTRAMPE, CARL	\$	(540.00)	\$	(540.00)							\$	540.00	2/17/2021
9849	Flores, William A.	\$	(550.00)	\$	(550.00)							\$	600.00	11/20/2020
14013	Brandt, Jim or Bonnie	\$	(550.00)	\$	(550.00)							\$	687.50	2/5/2021
12527	Paynter, Neil	\$	(600.00)	\$	(600.00)							\$	600.00	1/28/2021
13283	J.T. ANGOCCO & SONS, INC.	\$	(600.00)	\$	(600.00)							\$	600.00	1/19/2021
16209	WONG, TZE LOK	\$	(600.38)	\$	(600.38)							\$	600.38	1/20/2021
15727	Cosas Di Familia Holdings	\$	(625.00)	\$	(625.00)							\$	1,960.00	1/27/2021
15362	CAL PAC TECHNICAL SERVICES	\$	(680.26)	\$	(680.26)							\$	2,040.00	12/11/2019
15503	Y&Y LLC DBA: Sunny Divers	\$	(700.00)	\$	(700.00)							\$	815.00	1/13/2021
10621	Perez, Thomas L.G.	\$	(720.00)	\$	(720.00)							\$	960.00	11/30/2020
16076	Endeavour Inspection Servi	\$	(752.64)	\$	(752.64)							\$	1,317.12	11/16/2020
14210	Kaneshiro, Roger J., D.D.S	\$	(800.00)	\$	(800.00)							\$	960.00	1/13/2021
1487	Guam Federation of Teacher	\$	(859.00)	\$	(859.00)									
12544	Cars Plus, LLLG	\$	(891.49)	\$	(891.49)							\$	342.30	11/17/2020
13696	Lotus Pacifica Trading, In	\$	(1,006.18)	\$	(1,006.18)							\$	1,040.00	12/17/2020
10250	Morico Equipment LLC	\$	(1,241.08)	\$	(1,241.08)							\$	120.44	11/30/2020
13314	Island Certs Corporation	\$	(1,402.00)	\$	(1,402.00)							\$	2.00	2/19/2021
15334	KALS Corporation	\$	(1,508.25)	\$	(1,508.25)							\$	4,223.00	3/8/2021
1909	DATUIN, CHRISTOPHER D.	\$	(1,512.50)	\$	(1,512.50)							\$	1,650.00	1/27/2021
12823	Sumitomo Construction	\$	(1,573.26)	\$	(1,573.26)							\$	38,551.74	11/19/2020
11770	Black Construction Corpora	\$	(1,600.00)	\$	(1,600.00)							\$	481.76	12/29/2020
14212	Triple J Motors	\$	(2,063.40)	\$	(2,063.40)							\$	1,960.00	10/29/2020
15811	Ride the Ducks, LLC	\$	(2,530.78)	\$	(2,530.78)							\$	1,265.38	3/9/2020
13990	General Services Administr	\$	(7,029.72)	\$	(7,029.72)							\$	7,029.72	2/26/2021
7368	Cabras Marine Corp	\$	(8,342.54)	\$	(8,342.54)							\$	100.00	3/4/2021
15152	SUNNY SIDE UP GUAM INC.	\$	(9,404.78)	\$	(9,404.78)							\$	1,588.20	3/12/2021
13030	South Pacific Petroleum Co	\$	(30,037.69)	\$	(30,037.69)							\$	29,742.00	3/18/2021
12511	Hanson Permanente Cement o	\$	(102,111.48)	\$	(102,111.48)							\$	172,000.00	2/19/2020
9806	Felix, Christopher											\$	220.00	3/8/2021
15099	Williams, Michael E.											\$	25.00	3/15/2021
15579	Triple J Five Star Wholesea											\$	200.62	3/8/2021
15907	Lina Marine Solution, LLC											\$	73.50	3/16/2021
	TOTAL	\$	6,775,826.49	\$	5,594,502.27	\$	59,240.38	\$	266,839.85	\$	163,555.99	\$	692,688.00	

Port Authority of Guam  
Accounts Payable Summary

Supplier	Supplier Name	Phone	Co	Balance Open	Current	46	60	90	120	Over 120
13280	America's Best El	671 6476674/7550N	00050	2100.00	2100.00					
12497	AC Auto Air Cordi	671 6462470/6122(	00050	1375.00	1375.00					
15333	ANTHONY'S AUTO AI	671 969-7100	00050	2155.00	2155.00					
15262	AWESOME HARDWARE	671 787-2663	00050	1465.80	1465.80					6513.69
8627	Bank of Guam Enter	671 4725300/5122/	00050	7451.81-	5831.95-		99.00			336.50
11768	Best American TOO	671 477562(SALLY	00050	5933.35	5933.35					
12239	Best American TOO	671 8465058(ELWA)	00050	129.05	129.05					
12075	BAZA, LOUIS R.	671 7823156	00050	255.34	255.34					255.34
13174	Calvos Select Car	671 4426676	00050	589.00	589.00					
12033	Carpet Store	671 4426676	00050	1757.94	1757.94					
17631	Cash		00050	143.00	143.00					
12107	Commercial Tire C	671 6333026(IMEID	00050	11.75	11.75					
12107	Com Express Prin	671 6462679(FRANC	00050	1772.40	1772.40					
11971	Coral Reef Marine	671 6464895	00050	1080.00	1080.00					
13915	D.S.Y. Corporatio	671 6371687(PE)	00050	9900.00	9900.00					
14510	Data Management R	671 6473674	00050	50.00	50.00					50.00
16058	Deleon Guerrero,	671 683-1127	00050	1308.20	1308.20					
11778	Dewitt Trans Serv	671 6464442/64818	00050	452.00	452.00					
7798	Diamond Auto Part	671 6494234/64605	00050	99.90	99.90					
15353	ERC Hardware Expr	671 7347789	00050	331.96	331.96					
13618	ERC Trading, Inc.	671 7347789	00050	610.00	610.00					
14052	Far East Equipmen	671 8886270/JOHNL	00050	5493.18	5493.18					18.41
14763	Fastenal Company	671 6481406	00050	18.41	18.41					
14056	Gov't of Guam Ret		00050	730326.84	730326.84					100.00
11471	Gov't of Guam Ret	671 7342196	00050	300.00	300.00					
7641	Guam Environmental	671 4756201	00050	239.90	239.90					
14507	Guam Home Center	671 6324442	00050	96122.15	96122.15					
12126	Guam Waterworks A	671 6477800(ROSE)	00050	10764.12	10764.12					
14761	G4S Security Syst	671 6468341	00050	580.00	580.00					
11985	Hafa Adai Printin	671 6496670	00050	289.49	289.49					
13800	Hawthorne Pacific	671 6469118(RICHA	00050	283.40	283.40					
14320	Home Depot (The)	671 6480440	00050	383.11	383.11					
9187	Hydra-Air Pacific	671 6475845	00050	120.00	120.00					
1912	HP Industrial Pr	671 8888888/88875	00050	7499.78	7499.78					2147.96
1302	I Connect		00050	2147.96	2147.96					
1302	Individual Assura	671 6378902	00050	360.00	360.00					
11974	Individual Assura	671 6378902	00050	372.35	372.35					
9274	Island Equipment	671 6465261/64652	00050	210.50	210.50					
1619	JAVELOS JOSETTE	671 4775931/X343	00050	14879.76	14879.76					
9275	JMI-EDISON	671 6466400	00050	401.19	401.19					50.00
14946	JTC Services Guam	671 4733000	00050	50.00	50.00					
16133	Kichiro, Sydner S	671 864-4691	00050	7020.00	7020.00					
15059	M.D. WHOLESAL	671 64665355	00050	13630.00	13630.00					
14494	Marketing Connect	671 4726917	00050	344.00	344.00					
11929	Megabyte	671 6499698	00050	4426.82	4426.82					
10188	Mid-Pac Far East	671 6325160/5169/	00050	38354.20	38354.20					
10250	Morrice Equipment	671 6491947FRANK	00050	31445.00	31445.00					
16000	MURPHY ENTERPRISE	671 487-6542 CR 4	00050	2140.00	2140.00					
12551	M80 System Inc.	671 7341680	00050	9301.79	9301.79					
10330	Napa Auto Parts	671 6376642/7141/	00050	567.80	567.80					
14711	National Trading	671 6471883	00050	29320.00	29320.00					
12034	Office of the Att	671 475-3324 ext.	00050	7478.00	7478.00					
14349	Options PC	671 6330263/4	00050	5193.50	5193.50					
16115	Oracle New Zealand		00050							
15517	OFFICE TREE PRODU	702 803-5450	00050							

Port Authority of Guam  
Accounts Payable Summary

Supplier	Supplier Name	Phone	Co	Balance Open	Current	46	60	61	90	Aging	91	120	Over
1106	Pacific Human Res	671 6376806/7/8	00050	1229.55	1229.55								
1129	Pacific Mutual	671 4773109/88856	00050	46312.29	46312.29								
1139	Pacific Mutual	671 4775931	00050	106.00	106.00								
1531	PNY PACIFIC INC	671 4775931	00050	2556.17	2556.17								
1082	Reaction Supply, C	671 4725651	00050	664.00	664.00								
7093	Safety 1st System	671 6496440DAVE	00050	4263.85	4263.85								
1303	South Pacific Pet	671 4728871(OPERA	00050	23918.30	23918.30								
7114	Standard Office S	671 6464825(POLLY	00050	363.48	363.48								
1561	Taimanglo, Nathan		00050	50.00	50.00								
1412	TakeCare Insuranc	671 6465825	00050	105.98	105.98								105.98
1204	Triple J Commerci	671 6468233	00050	534.00	534.00								
1432	Triple J Express	671 6478473	00050	2748.00	2748.00								
1161	Tsang Brothers Co	671 6388133(CHRIS	00050	544.00	544.00								
1543	TRACK ME GUAM, LL	671 6496345	00050	5290.00	5290.00								
1193	University of Gua	671 7352991	00050	240.00	240.00								
1195	Workers Compensat		00050	2630.00	2630.00								2630.00
1419	WSP USA	(80 566-2260 (Ran	00050	202434.25	202434.25								
7253	Xerox Corporation	671 4779456/9495	00050	202.96	202.96								
00050	Port Authority of Guam			1411107.85	1398800.97	99.00				336.50			11871.38
	Grand Total			1411107.85	1398800.97	99.00				336.50			11871.38

Fort Authority of Guam  
Accounts Payable Summary

Supplier Name	Supplier Phone	Co	Balance	Open	Current	46	60	61	Aging 91	90	120	Over 120
00050			1411107.85	1398800.97	99.00						336.50	11871.38
Grand Total			1411107.85	1398800.97	99.00						336.50	11871.38



**FY 2021 Port Modernization Plan  
Grant/Bond Strategy - Monthly Update  
As of March 22, 2021**



Grant Program	Total Award Amount	Total Draw Down	Total Remaining Balance	PROCUREMENT IFB/RF/PO Number	Status
<b>Modernization</b>	<b>\$19,497,945.40</b>	<b>\$3,105,687.71</b>	<b>\$16,392,257.69</b>		
DTMA91G1600007 - Rehabilitation of "H" Wharf	\$10,000,000.00	\$0.00	\$10,000,000.00	PO No. 17043-OF for \$2,249,945.54 awarded to GHD Inc.	PAG-GHD Construction Management Contract was executed paying the way for GHD to work with Procurement on the construction contract IFB. Anticipated Completion Date: 08/2023
GR882-18-01 - Owner's Agent Engineer Support Services	\$900,000.00	\$874,005.20	\$25,994.80		Status Quo, Project Deliverables are at 95% complete.
GR882-19-04 - Owner's Agent Engineer Support Services	\$1,600,000.00	\$559,066.51	\$1,240,993.49		The 2020 Master Plan update continues to progress through the collaboration between Management, Port Division Heads, and the Port's OAE on the following initiatives: 1) Completion of the draft Customs Inspection Facility Feasibility Study, 2) RSM Study - goal is information integration between and amongst carriers, the PUGG, Customs, and the PAG, 3) Tariff Simplification - streamlining and refining PAG rates and services, 4) STS Crane Procurement Support, 5) PAG/GPA collaboration on proposed Liquefied Natural Gas (LNG) capability at the Port, 6) Crane Demolition - removing of Gantries 2 and 3, Mobile Harbor Crane and Rubber Tyred Gantry (RTG) cranes, and 7) Solar Power Feasibility Study - PAG effort to utilize solar energy to reduce PAG dependence on GPA island power.
GR882-21-08 - PAG Construction Technical Oversight Services	\$1,500,000.00	\$0.00	\$1,500,000.00		MOA and Work Request currently being routed for review and signature.

Grant Program	Total Award Amount	Total Draw Down	Total Remaining Balance	PROCUREMENT IFB/RFP/PO Number	Status
Port Enterprise Fund - Port of Guam Construction Deficiencies and Equipment Purchases	\$2,844,530.00	\$1,872,676.00	\$971,854.00	Project 1 - PO No. 1557-OF for \$139,449.00 awarded to American Builder LLC Project 2 - PO No. 15589-OF for \$82,940.00 awarded to Highway Safety Services LLC Project 3 - PO No. 15449-OF for \$10,311 awarded to AB Mer Construction Project 4 - PO No. 15213-OS for \$1,639,976 awarded to Morrico Equipment LLC Project 5 - PO No. 16866-OF for \$195,844.55 awarded to ProPacific Builder Corp.	On March 18, 2021, MARAD approved the PAG's request to amend Project 5 to include repair of rooftops for structures included in the contract. The remaining balance was reprogrammed to Project 6 and Project 7.  Project 5 - Repaint Remaining CMU Wall (Exterior and Interior) - Project 91.67% complete based on schedule of values. First and second invoices paid and pending draw down. Third invoice is being routed for payment.  Project 6 - Acquisition of Additional Digital Cameras - Pending procurement process. Currently under SAAG review at the Office of the Attorney General of Guam. Scope of work being revised for separation of projects by funding source. Status Quo.  Project 7 - Upgrade Port's KANTECH Access Control and Web-Ready Security Management System - Pending procurement process. Currently under SAAG review at the Office of the Attorney General of Guam. Scope of work being revised for separation of projects by funding source. Status Quo.
EDA Disaster Supplemental Grant Program - Installation of Fuel Pipeline System for F1 Pier and Golf Pier Connectivity	\$2,413,090.40	\$0.00	\$2,413,090.40		Section 106 concurrence with "No Adverse Effect" determination issued by the SHPO on November 24, 2020 and received by the PAG on December 1, 2020. The project manager has recently changed and the Strategic Planning Division awaits the new manager's guidance on the next steps. Status Quo.  The NEPA process is still pending draft environmental documentation from USACE. On January 18, 2021, the OIA approved the PAG's request for a modification of scope. The previous scope included repair of concrete spalling, installation of roll up doors, and purchase of specialized equipment. The modified scope prioritizes repairs to the Welding Shop identified during the Engineering Division's assessment and forgoes the purchase of specialized equipment for the Welding Division. The revised scope is as follows:  1. Roll up doors 2. Interior cracks, spall, and ceiling overhang repair 3. Interior prep & painting 4. Ceiling prep & painting 5. Bathroom concrete base repair 6. Electrical pendant LED light fixtures 7. Replacement exhaust window grill 8. Roof pressure washing 9. Roof crack repair 10. Roof spall repair
D20AP00136 - Port Authority of Guam - Welding Shop	\$240,325.00	\$0.00	\$240,325.00		
<b>Marinas</b>	<b>\$1,209,243.60</b>	<b>\$49,902.40</b>	<b>\$1,159,341.20</b>		
F14AP00191 - Harbor of Refuge Moorage Repairs - Phase 2	\$56,484.60	\$14,765.40	\$41,719.20		MOU approved by the Governor. Project is currently pending procurement process.
F16AP00261 - Harbor of Refuge Moorage Repairs - Phase 3	\$200,000.00	\$11,895.00	\$188,105.00		MOU approved by the Governor. Project is currently pending procurement process.
F17AP00486 - Harbor of Refuge Moorage Repairs - Phase 4	\$200,000.00	\$13,194.00	\$186,806.00		MOU approved by the Governor. Project is currently pending procurement process.

Grant Program	Total Award Amount	Total Draw Down	Total Remaining Balance	PROCUREMENT IFB/RFP/PO Number	Status
F19AP00334 - Harbor of Refuge Moorage Repairs - Phase 5	\$200,000.00	\$10,048.00	\$189,952.00		MOU approved by the Governor. Project is currently pending procurement process.
F19AF01199 - Guam Fisheries Development: Construction of Agat Marina's Dock B	\$512,759.00	\$0.00	\$512,759.00		Amended MOU undergoing final updates by DOAG prior to being resubmitted to the DOA, BBMR, AG's Office, and Governor for approval.
F19AF01210 - Repair of Agat Marina's Boat Ramp Bumpers	\$40,000.00	\$0.00	\$40,000.00		Amended MOU undergoing final updates by DOAG prior to being resubmitted to the DOA, BBMR, AG's Office, and Governor for approval.
<b>Port Security Grant Program</b>	<b>\$1,785,626.00</b>	<b>\$997,897.83</b>	<b>\$787,730.17</b>		
EMW-2016-PU-00523-S01 - Acquisition & Installation of Additional Cameras at Strategic Port Facilities	\$130,983.00	\$0.00	\$130,983.00		Revision of Scope of Work underway due to vendor questions posed at site visit held on March 18, 2021. Project completed.
EMW-2016-PU-00523-S01 - Upgrade & Refurbishment of Existing Damaged Security Light Poles at Strategic Port Locations	\$356,412.00	\$356,412.00	\$0.00		
EMW-2017-PU-00177-S01 - Maintenance and Sustainment Contract for Prime Power Generators	\$179,550.00	\$85,765.55	\$93,784.45	Year 1 - PO No. 16208-OS for \$75,207.00 Pacific Unlimited Inc. Year 2 - PO No. 16988-OS for \$75,207.00 Pacific Unlimited Inc.	Project ongoing. Second year option exercised.
EMW-2017-PU-00177-S01 - Refurbishment and Hardening of Load Center Buildings Housing Prime Power Generators	\$384,469.00	\$323,148.80	\$61,320.20	PO No. 16150-OF for \$314,450.00 to Murphy Enterprises Inc.	Project completed. Pending drawdown.
EMW-2017-PU-00177-S01 - US Coast Guard Multi Agency National Association of State Boating Law Administrators (NASBLA) Training for Port Police	\$56,250.00	\$54,749.00	\$1,501.00		Project completed on August 2018. Further draw downs are the result of M&A.
EMW-2018-PU-00441-S01 - IDEN Technology Redundant Interoperable Communications System Monthly Service	\$94,944.00	\$56,356.97	\$38,587.03		iConnect sold all its assets to ITE. ITE is now the service provider and support entity for the Port's IDEN Technology push to talk radios.
EMW-2018-PU-00441-S01 - Maintenance and Sustainment Contract for FEMA-acquired AS&E ZBV Backscatter X-Ray Van	\$195,669.00	\$97,584.14	\$98,084.86	PO No. 16227-OF - American Signs and Engines 70,724.00.	PM visits for Year 1 not performed due to travel restrictions. Procurement processing requisition for Year 2.
EMW-2018-PU-00441-S01 - Replacement CCTV System Existing Analog Cameras with Digital IP Cameras	\$160,867.00	\$23,881.37	\$136,985.63		Pending procurement process. Currently under SAAG review at the Office of the Attorney General of Guam. Scope of work being revised to separate the 2016 PSGP scope from this project. Status Quo.
EMW-2019-PU-00295-S01 - Acquisition & Installation of Prime Power Generator & Components for Load Center 3	\$226,484.00	\$0.00	\$226,484.00		Pending issuance of purchase order.
<b>Public Assistance</b>	<b>\$530,517.90</b>	<b>\$40,765.32</b>	<b>\$489,752.58</b>		
4398DR - Typhoon Mangkhut #669352	\$530,517.90	\$40,765.32	\$489,752.58		Project is ongoing.
Port Police	\$15,000.00	\$0.00	\$15,000.00		
PT21-03-03PPD - Operation Adai He'Hao	\$15,000.00	\$0.00	\$15,000.00		Enforcement activities scheduled to start on April 12, 2021. OHS to schedule site visit.
<b>Bond Funded Projects</b>	<b>\$45,328,800.00</b>	<b>\$2,574,721.50</b>	<b>\$42,754,078.50</b>		
New Administration Building	\$10,445,000.00	\$0.00	\$10,445,000.00		Three draft layout options for the Admin Building has been completed by the PAG's OAE and is being reviewed by Management. No decision on which option has been selected as of this report.
Waterline Replacement and Relocation	\$6,000,000.00	\$277,801.71	\$5,722,198.29	RFP No. 2019-03	Requisition 19399-OC has been submitted by Engineering. Upon SAAG approval, Procurement Division will work towards the IFB development. <b>Anticipated Completion Date: 12/2022</b>
EQMR Building Repairs and Upgrades	\$3,628,800.00	\$395,333.19	\$3,233,466.81	RFP No. 2019-03	Requisition 19480-OC has been submitted by Engineering. Upon SAAG approval, Procurement Division will work towards the IFB development. <b>Anticipated Completion Date: 12/2022</b>
Warehouse 1 Repairs and Upgrades	\$2,000,000.00	\$395,333.19	\$1,604,666.81	RFP No. 2019-03	Requisition 19492-OC has been submitted by Engineering. Upon SAAG approval, Procurement Division will work towards the IFB development. <b>Anticipated Completion Date: 12/2022</b>

Grant Program	Total Award Amount	Total Draw Down	Total Remaining Balance	PROCUREMENT IFB/REP/PO Number	Status
Golf Pier Repairs and Improvements	\$2,000,000.00	\$354,876.53	\$1,645,123.47	RFP No. 2019-02 - A&E design for \$484,000 awarded to NC Macario	Requisition 19199-OC has been submitted by Engineering. Upon SAAG approval, Procurement Division will work towards the IFB development. Anticipated Completion Date: 09/2022
Rehabilitation of "H" Wharf (Port Share)	\$13,774,255.00	\$583,406.46	\$13,190,848.54	PO No. 1.6332-OF for Coral Relocation at \$482,700.00 to WSP awarded on February 18, 2020. PO No. 17043-OF for \$2,249,945.54 awarded to GHD Inc. for CM Services.	PAG - GHD Construction Management Contract was executed paving the way for GHD to work with Procurement on the construction contract IFB. Anticipated Completion Date: 08/2023
Other Priority Projects	\$4,980,745.00	\$0.00	\$4,980,745.00		1. The PAG is currently awaiting review/approval on its Hazard Mitigation Grant Program grant application submitted to FEMA's Building Resilient Infrastructure & Communities (BRIC) grant program. The project name is PAG Wharves Service Life Extension - Hardening of F1 - F6 in the amount of \$22,660,014.67.  2. IT continues to work with Procurement and the PAG's OAE in the development of the RFP packet for the integration of the TOS to the IT backbone.  Ongoing training and user acceptance workshops through March 26, 2021. E1 Live is projected for May 17, 2021. There will be a 2 year system support by Oracle.
Other Priority Projects - EnterpriseOne Financial Management System	\$2,500,000.00	\$567,970.42	\$1,932,029.58		
<b>Hazard Mitigation Grant Program</b>	<b>\$989,564.00</b>	<b>\$0.00</b>	<b>\$989,564.00</b>		Grant application submitted. Pending review by Federal Agency. M&A costs listed at \$30,148.92.
Fendering System Hardening Project	\$603,689.00	\$0.00	\$603,689.00		
Warehouse 1 Hardening Project	\$385,875.00	\$0.00	\$385,875.00		Grant application submitted. Pending review by Federal Agency. M&A costs listed at \$19,292.08.
<b>Grand Total</b>	<b>\$69,356,698.90</b>	<b>\$6,768,974.76</b>	<b>\$62,587,724.14</b>		

PORT AUTHORITY OF GUAM  
CONTRACT SUMMARY UPDATE

No.	Consultant/Vendor	Type of Service	Solicitation Method Reference No.	Division	Contract Term	Initial Term	Expiration After Options	Next Renewal Due Date	Annual Amount (Comments / Notes)
<b>PROFESSIONAL SERVICES</b>									
1	G4S	Implementation & Integration of TOS	RFP-013-004	IT	5 years	2014 to 2019	2019		FULL TERM
2	A1 - Guam WEBZ	Web Development, Hosting, Support and Maintenance Svcs	IFB-002-20	IT	3 years	04/01/2020 to 03/31/2021 w/ 2 1yr options	03/31/23	03/31/21	Fees based on rates
3		Classification/Compensation Position Maintenance	RFP-019-006	HR					RFP Cancelled
4	AM Insurance	Insurance Coverages	GSA/PAG-020-17	Finance	5 years	10/01/2017 to 09/30/2022	09/30/22	09/30/21	Premium based
5	AM Insurance	Workers Compensation Coverages	IFB-PAG-008-19	Finance/Safety	3-years	3/20/20 to 3/19/23	03/19/23	03/19/23	
6	Matson	Matson	RFP-020-005	EQMR					Currently in Cost Negotiations
7	Bank of Guam	Banking Services	RFP-020-004	Finance	5 years				Currently in Cost Negotiation
8		Risk Management Consultant	RFP	Finance					
9	OMEGA Safety	OSHA Training & Certification Services for Maritime Terminal Operations	RFP-017-003	Human Resources	3yr w/ 2-1yr options NTE 5 years	8/13/2018 to 8/13/2021	08/13/23	08/13/21	Fees based on rates
10	Pacific Human Resources, Inc.	Drug Free Workplace Program	RFP-020-003	Human Resources	Initial 3yr term with 2 add'l one year options, not to exceed 5 yrs	06/15/20 to 6/14/2023	06/15/25	06/15/23	
11	W.Nick Captain/ Captain Real Estate	Real Estate Appraisal Services	RFP-016-001	Commercial	3yrs w/ 2 option	4/11/16 to 4/19/20	04/10/21		Fees based on rates
12	TakeCare dba: FHP	Medical Examination Services	RFP-017-002	Human Resources	3 yr. w/ 2 options NTE 5 years	9/21/17 to 9/20/20	09/20/22	09/20/21	Renewal option in progress
13	Trident Cross LLC.	Underwater Assessment & Inspection Services	IFB/PAG-006-20	HarborMstr	1 Year	08/20/20 to 08/19/21	08/19/21	IDIQ - Indefinite Quantity Bid	\$24,894.00
14	Tristar Terminal Guam	M & O of F-1 Fuel Pier Facility	RFP-019-004	Commercial	Active Procurement				CONTRACT DEVELOPMENT BY BOTH PARTIES
15		Environmental Consulting Services-SWPPP Compliance		Environmental					
16	Deloitte & Touche	Annual Independent Audit Services	RFP-018-003	Fiscal	FY18, FY19, FY20, w/ 1yr Option	FY18, FY19, FY20, w/ 1yr Option	12/31/2022	12/31/2021	\$45,000.00

PORT AUTHORITY OF GUAM  
CONTRACT SUMMARY UPDATE

No.	Consultant/Vendor	Type of Service	Solicitation Method Reference No.	Division	Contract Term	Initial Term	Expiration After Options	Next Renewal Due Date	Annual Amount (Comments / Notes)
17		OAE - Owner Agent Engineer		Planning	1 yr w/ 4 options NTE 5 yrs			EXPIRED	Pending Legal Review for new RFP Solicitation
18	N.C. Macario & Associates	A/E Design and Consulting Services Golf Pier	RFP 019-002	Engineering	1/6/2020 to 1/5/2023	3 years w/2 options	1/5/2025	1/5/2023	\$484K
19	N.C. Macario & Associates	A/E Design and Consulting Services EQMR, Warehouse No.1, Waterline Relocation	RFP 019-003	Engineering	Notice to Proceed issued Feb. 17, 2020	3 years w/2 options			Final drawings and design plans submitted
20	CMS for Hwharf	Construction Management Services	RFP 020-002	Engineering	Initial 2 years with 3 add'l One year options not to exceed 5 yrs	3/15/21 to 3/14/23	3/15/2025	3/15/2023	Contract signed 3/15/2021
21	Atty/Vanessa L. Williams	Legal Services	RFP-020-001	GM					
CONSTRUCTION CONTRACTS									
No.	Consultant/Vendor	Type of Service	Solicitation Method Reference No.	Division	Contract Term	Initial Term	Expiration After Options	Next Renewal Due Date	Annual Amount (Comments / Notes)
1	Propacific Builders	Repainting of the PAG North CMU Wall phase II Project and Various Port Buildings	IFB 020-002	CIP	182 calendar days from NTP, CO1 approved for and addtl 14 days.				\$195,844.55 CO1 for an additional \$25k
2	Guam Shipyard	Supply and Install of Fendering system at F-3	IFB 021-001	CIP					
3	Guam Shipyard	Design Demolition of 5 inoperable Port Cranes and One Barge at F-6	MS IFB 021-002	CIP/EQMR					Requesting Board Approval 3/25/2021

**Port Authority of Guam  
Active Projects Status  
Engineering Division**

As of March 22, 2021

Fact Sheet No. 101

<b>Project:</b>	<b>A/E Services for Golf Pier Repair</b>
<b>Project No.:</b>	RFP-PAG-019-002
<b>Project Amount:</b>	\$484,017.13
<b>Amount Paid to date</b>	\$354,876.53 Remaining balance of \$129,140.00 is to be paid as post design services.
<b>Funding Source:</b>	PAG Bonded Project
<b>Designer:</b>	N.C. Macario and Associates
<b>Construction Manager:</b>	TBD
<b>Notice to Proceed to Designer</b>	January 6, 2020
<b>Design Completion:</b>	within 6 months (July 5, 2020)
<b>Work Status:</b>	Related documents such as drawings, specifications, requisition process, were completed and provided to Procurement for IFB advertisement.

\*\*\*\*\*

<b>Project:</b>	<b>A/E Services for EQMR &amp; Warehouse I Buildings and Relocation of PAG Water Line</b>
<b>Project No.:</b>	RFP-PAG-019-003
<b>Project Design Fees:</b>	\$1,406,427.48
<b>Amount Paid to date:</b>	\$1,187,186.76 Remaining Balance of \$219,240.72 is to be paid as post design services.
<b>Funding Source:</b>	PAG Bonded Project
<b>Designer:</b>	N.C. Macario and Associates
<b>Construction Manager:</b>	TBD
<b>Notice to Proceed to Designer:</b>	February 17, 2020
<b>Project Completion:</b>	8 months (October 16,2020 was the initial deadline. However, due to COVID it was extended to December 4, 2020) Project design was completed by December 4, 2020.
<b>Work Status:</b>	N.C. Macario submitted the separated revised design drawings and specifications for Warehouse 1 and EQMR. Buildings last March 9, 2021. Reason for the required separation was to avoid potential finance/bond related issues regarding the cost of repairing each building. The newly separated drawings have been signed by the GM and Related documents such as drawings, specifications, requisition processes, were completed and a Draft Summary scope for each project was provided to Procurement.

\*\*\*\*\*

<b>Project:</b>	<b>New Administration Annex Building</b>
<b>Project No.:</b>	TBD
<b>Project Amount:</b>	TBD
<b>Funding Source:</b>	PAG Bonded Project-Pending
<b>Contractor:</b>	TBD
<b>Construction Manager:</b>	TBD
<b>Notice to Proceed:</b>	TBD
<b>Project Completion:</b>	TBD
<b>Work Status:</b>	Pending

\*\*\*\*\*

**Project:** Repainting of PAG North CMU Wall Phase II Project and Port Various Buildings

**Project No.:** PAG-CIP-020-002

**Project Amount:** \$195,844.55

**Amount Paid:** \$83,836.31

**Funding Source:** MARAD

**Contractor:** Pro Pacific Builders Corp. (PPBC)

**Construction Manager:** PAG Engineering/CIP Division

**Notice to Proceed:** November 16, 2020 (182) calendar days.

**Project Completion:** 6 months - (182) calendar days (by May 15, 2021).

**Work Status:** As of March 19, 2021, PPBC work progress is at 92% completion. Contractor is currently working on spalling repair and repainting of the High Tower Building.

\*\*\*\*\*

**Project:** Renovation of Harbor Master Office

**Project No.:** Request for Quotation

**Project Amount:** \$59,497.00

**Funding Source:** FEMA and PAG

**Contractor:** Pro Pacific Builder Corp. (PPBC)

**Construction Manager:** PAG Engineering/CIP Division

**Notice to Proceed:** January 19, 2021

**Project Completion:** May 18, 2021 (120) calendar days

**Work Status:** As of March 19, 2021. PPBC is working on the CMU wall of the Harbor Master Office.

\*\*\*\*\*

**Project:** Supply and Installation of New 24 Ea. Cylindrical Fendering System at F-3 and 10 Ea. New Rubber Leg Arch Fender at Wharf F-4 thru F-6

**Project No.:** IFB. -PAG-CIP – 021-001

**Project Amount:** TBD

**Funding Source:** FEMA and PAG

**Contractor:** TBD

**Construction Manager:** PAG Engineering/CIP Division

**Notice to Proceed:** TBD

**Project Completion:** TBD

**Work Status:** Notice of Intent to Award has been issued. Pending contract award.

\*\*\*\*\*

**Project:** Harbor of Refuge Pump Station and Installation of Wastewater Ejector Pump

**Project No.:** TBD

**Project Amount:** TBD

**Funding Source:** Dept. of Agriculture Fish and Wildlife Boating Infrastructure Grant

**Contractor:** TBD

**Construction Manager:** PAG Engineering/CIP Division

**Notice to Proceed:** TBD

**Project Completion:** TBD

**Work Status:** MOU has been signed by the Governor. Next Steps: Planning will work with the end users and Engineering division.



\*\*\*\*\*

**Project:** Harbor of Refuge Installation of Mooring Blocks

**Project No.:** TBD

**Project Amount:** TBD

**Funding Source:** Dept. of Agriculture Fish and Wildlife Boating Infrastructure Grant

**Contractor:** TBD

**Construction Manager:** PAG Engineering/CIP Division

**Notice to Proceed:** TBD

**Project Completion:** TBD

**Work Status:** MOU has been signed by the Governor. Next Steps: Planning will work with the end users and Engineering division.

\*\*\*\*\*

**Project:** Rehabilitation of H-Wharf and Access Road CM Services

**Project No.:** RFP No. PAG-020-002

**Project Amount:** \$2,249,945.54

**Funding Source:** Tiger Grant and PAG Revenue Bond

**Contractor:** TBD

**Construction Manager:** GHD Engineering

**Notice to Proceed:** TBD

**Project Completion:** 24 months from Notice to proceed

**Work Status:** PAG Management and GHD signed the contract agreement last March 15,2021.

\*\*\*\*\*

**Project:** Rehabilitation of H-Wharf and Access Road "Construction Phase IFB"

**Project No.:** TBD

**Project Amount:** TBD

**Funding Source:** Tiger Grant and PAG Revenue Bond

**Contractor:** TBD

**Construction Manager:** GHD Engineering

**Notice to Proceed:** TBD

**Project Completion:** TBD

**Work Status:** On January 12, 2021, Engineering Division submitted a draft summary scope to the Procurement Division. It is our understanding that the Planning Division has entered the requisition into AS400.

\*\*\*\*\*

**Project:** Repair of Concrete Spalling in CFS and Welding Shop Building

**Project No.:** TBD

**Project Amount:** TBD

**Funding Source:** PAG 2021 Budget

**Contractor:** TBD

**Construction Manager:** PAG Engineering/CIP Division

**Notice to Proceed:** TBD

**Project Completion:** TBD

**Work Status:** As of March 19, 2021 - PAG Engineering is finalizing scope of work to include photos, bid schedule and Miscellaneous drawings for this project. The existing budget appears to be low and as per our conversation with the Planning Division, any and all Welding Shop's spall and crack repairs will be handled by the Planning Division Phase II Grant.

\*\*\*\*\*

**Project:** Supply and Install Automatic Turnstile Gate Entrance at the Port Police

**Project No.:** Request for Quotation

**Project Amount:** TBD

**Funding Source:** PAG 2021 Budget

**Contractor:** TBD

**Construction Manager:** PAG Engineering/CIP Division

**Notice to Proceed:** TBD

**Project Completion:** TBD

**Work Status:** As of March 19, 2021, Procurement Division is to solicit Request for Quotations from contractors.

\*\*\*\*\*

**Project:** Installation of Dock "B" Agat Marina and Maintenance of Public Boat Ramps

**Project No.:** TBD

**Project Amount:** \$540,000.00

**Funding Source:** Dept. of Interior, Dept. of Agri. Fish and Wildlife, DOA/WR and PAG 2021 Budget Share

**Contractor:** TBD

**Construction Manager:** PAG Engineering/CIP Division

**Notice to Proceed:** TBD

**Project Completion:** TBD

**Work Status:** Amended MOU will be subject for review and approval by DOA, BBMR, AG's Office and Governor

\*\*\*\*\*

**Project:** A/E and Const. Management Services for Various Port Facilities and Projects

**Project No.:** TBD

**Project Amount:** TBD

**Funding Source:** PAG Internally Funded Projects 2021 Budget

**Contractor:** TBD

**Construction Manager:** TBD

**Notice to Proceed:** TBD

**Project Completion:** TBD

**Work Status:** Pending Engineering proposals and Management Approval.

\*\*\*\*\*

**Project:** Design-Build of Agat Marina Bathrooms

**Project No.:** TBD

**Project Amount:** TBD

**Funding Source:** PAG Internally Funded Projects 2021 Budget

**Contractor:** TBD

**Construction Manager:** PAG Engineering

**Notice to Proceed:** TBD

**Project Completion:** TBD

**Work Status:** PAG Engineering submitted the scope of work and conceptual drawings based on precise topo survey to determine the best location for the projects. The documents have been submitted to the PAG Procurement, for a Design-Build IFB, the request for an account number is awaiting approval of the Management.

\*\*\*\*\*

**Project:** Supply and Install Typhoon Shutters at the High Tower Building 2<sup>nd</sup> and 3<sup>rd</sup> Floors

**Project No.:** RFQ

**Project Amount:** \$21,250.00

**Funding Source:** PAG Internally Funded Projects 2021 Budget

**Contractor:** TBD

**Construction Manager:** PAG Engineering

**Notice to Proceed:** TBD

**Project Completion:** TBD

**Work Status:** As of March 19, 2021 – PAG Engineering entered the requisition into AS400 system and submitted the draft scope of work to Procurement Division for a potential RFQ

\*\*\*\*\*

**Project:** Supply and Install three glass doors at the Operation and Commercial Offices.

**Project No.:** RFQ

**Project Amount:** \$17,000.00

**Funding Source:** PAG Internally Funded Projects 2021 Budget

**Contractor:** TBD

**Construction Manager:** PAG Engineering

**Notice to Proceed:** TBD

**Project Completion:** TBD

**Work Status:** As of March 19, 2021 – PAG Engineering entered the requisition into AS400 and submitted the draft scope of work to PAG Procurement Division for a potential RFQ.

\*\*\*\*\*

**Project:** Establishment of Survey Markers and Partial Topo Determination of the Wharves F3, F4, F5, and F6 in order to Monitor Impacts of loading and unloading operations on the Wharves' Surfaces.

**Project No.:** TBD

**Project Amount:** TBD

**Funding Source:** TBD

**Contractor:** PAG Engineering Division

**Construction Manager:** PAG Engineering

**Notice to Proceed:** TBD

**Project Completion:** TBD

**Work Status:** Several points were established. However, to complete the work and develop ability to monitor the wharves, purchasing survey equipment are required.

Port Authority of Guam  
Operations Division Report  
February 2021

I. **OVERVIEW**

Vessel Calls	18
Cans Handled	7273
Special Service(s)	80

a. **Productivity**

Vessel Op	Avg NMPH	TOP GANG	M/Hr
Matson			
Domestics	25.4	6	30.3
Feeder	20.5	1	26.7
MSA			
Barges	19.6	2	22.0
Kyowa, Candor	17.3	5	22.0
Ambyth			
Mariana/Triton	0	0	0.0
MELL			
Kotas	16.0	5	22.0
APL			
Guam/Saipan	23.3	1	36.4

b. **Equipment Status**

As of : 02/27/2021	ON			
	HAND	UP	RM	Repair
GANTRYs	3	2	1	
TOP LIFTERS	9	6		3
20T FORKLIFT	2	1	1	
10T FORKLIFT	4	1		3
5T FORKLIFT	8	6		2
TRACTORS	29	13	9	7

II. **YEAR TO DATE**

a. Vessels\_YTD 96

b. Can\_Cnt YTD

February	FY20		FY21		Variance	
	I	E	I	E	I	E
Local	14462	13839	13711	13573	-5%	-2%
TS	2476	2603	2503	2683	1%	3%
TSMT	1147	1145	1141	1209	-1%	6%
TTL	18085	17587	17355	17465	-4%	-1%

**FY-20 WORK INJURY REPORT**  
(01/01/21 to 12/31/21)

<b><u>Divisions</u></b>	<b><u>*Lost-time</u></b>	<b><u>**Recordable</u></b>	<b><u>*** Refused Treatment</u></b>
Stevedoring	0	0	0
Transportation	0	0	2
Terminal	0	0	0
EQMR	0	0	0
Port Police	<u>0</u>	<u>0</u>	<u>2</u>
<b>Total</b>	<b>0</b>	<b>0</b>	<b>4</b>

Work Injury Summary for this reporting period: 3/17/2021

Total Injuries for FY-21 to date: 4–Injury

0-- Lost-time

0– Recordable

4– Refused Medical Attention

Last disabling work injury was on: 11/30/20

Number of days since last disabling work injury: 117-days

**Note: PAG best record was 222 days or 7 months w/o a disabling work injury**

\*Lost-time = If an employee was injured on the job and medical doctor sent him/her home, his/her injury is considered a lost-time.

\*\*Recordable = If an employee was injured on the job and medical doctor treated him/her and released him/her back to work on the same day (Recordable because of medical charges).

\*\*\*Refused Medical Attention: Filed WC Forms 201 & 202 for record purposes only.