



**PORT OF GUAM**  
ATURIDAT I PUETTON GUAHAN  
**Jose D. Leon Guerrero Commercial Port**  
1026 Cabras Highway, Suite 201, Piti, Guam 96925  
Telephone: 671-477-5931/35 Facsimile: 671-477-2689/4445  
Website: [www.portguam.com](http://www.portguam.com)



**Lourdes A. Leon Guerrero**  
Governor of Guam  
**Joshua F. Tenorio**  
Lieutenant Governor

REGULAR MEETING OF THE BOARD OF DIRECTORS  
Jose D. Leon Guerrero Commercial Port  
Thursday, October 29, 2020  
Virtual Board Meeting  
3:00 p.m.

**Addendum to Agenda**

- I. CALL TO ORDER
- II. APPROVAL OF MINUTES
  1. September 24, 2020 – Regular Board Meeting
- III. PUBLIC COMMENTS:
  - a. Public Comments
  - b. Employee Comments
  - c. PAGGMA Association
- IV. GENERAL MANAGER'S REPORT (deferred to Old/New Business Items)
- V. OLD BUSINESS
- VI. NEW BUSINESS
  1. Board Resolution No. 2020-07 thru 2020-15 – Port Retirees
  2. Determination of Need for an Exceptional Term – Area A Tank Farm
    - a. Board Resolution No. 2020-16
  3. **IFB-020-002 Repainting of CMU Wall**
- VII. ADJOURNMENT



**PORT OF GUAM**  
ATURIDAT I PUETTON GUAHAN  
**Jose D. Leon Guerrero Commercial Port**  
1026 Cabras Highway, Suite 201, Piti, Guam 96925  
Telephone: 671-477-5931/35 Facsimile: 671-477-2689/4445  
Website: [www.portguam.com](http://www.portguam.com)



Lourdes A. Leon Guerrero  
Governor of Guam  
Joshua F. Tenorio  
Lieutenant Governor

**MINUTES OF THE  
REGULAR MEETING OF THE BOARD OF DIRECTORS  
Thursday, September 24, 2020**

**I. CALL TO ORDER**

There being a quorum, the regular meeting of the Board of Directors was called to order at 3:00 p.m., Thursday, September 24, 2020. Present at the meeting were:

Francisco G. Santos, Chairman  
Nathan T. Taimanglo, Vice Chairman  
Isa Marie C. Koki, Board Secretary  
Rory J. Respicio, General Manager  
Dominic G. Muna, Deputy General Manager, Operations  
Luis R. Baza, Deputy General Manager, Admin/Finance

Absent was Board member Maria Taitano. Present was Port Staff.

**II. APPROVAL OF MINUTES**

a. **July 30, 2020 – Regular Board Meeting:** Director Koki made motion to approve the minutes of July 30, 2020, subject to correction. The motion was seconded by the Vice Chairman and was unanimously passed.

**III. PUBLIC COMMENTS**

- a. **Public Comments:** None.
- b. **Employee Comments:** None.
- c. **PAGGMA Association:** None.

**IV. GENERAL MANAGER'S REPORT**

1. **Approaches to Help Safeguard Against COVID-19.** The Port continues to provide for a workplace environment that is in line with the Governor's emergency declaration and guidelines.

- Port Clinic. As of this morning, the Port Clinic visits totaled 26,163 with zero fevers or any COVID-19 symptoms recorded.
- Port E-Advisories.
  - Port E-Advisory No. 12 (August 14) – Due to a significant increase in the number of COVID-19 cases, the Governor signed Executive Order 2020-27 declaring Pandemic Condition of Readiness (PCOR) 1, effective August 16 thru August 29. Port employees were reminded of the precautionary measures and practices in place.



- Port E-Advisory No. 13 (August 14) – Change made to the operational hours of the Port Clinic from 24/7 to 5am-10pm daily. Employees were encouraged to continue getting screened on a daily basis.
- Port E-Advisory No. 14 (August 18) – First port employee tested positive for COVID-19. Immediate protocols were taken in close coordination with DPHSS.
- Port E-Advisory No. 15 (August 21) – Stay-At-Home Order. Governor signed Executive Order 2020-28 ordering Guam residents to stop the spread of COVID-19 by staying home, effective August 21, 2020. Division heads were advised to stagger their respective personnel without hampering the day-to-day operation, where practical.
- Port E-Advisory No. 16 (August 24) – Two other port employees tested positive for COVID-19, bringing the Port's total to three employees affected. Immediate protocols were taken in close coordination with DPHSS.
- Port E-Advisory No. 17 (August 26) – One other employee tested positive for COVID-19, bringing the Port's total to four employees affected. Immediate protocols were taken in close coordination with DPHSS.
- Port E-Advisory No. 18 (August 27) – The Port formed a Contact Tracing Team, certified nationally through courses conducted by the Association of State and Territorial Health Officials. The contact tracing work is done in conjunction with DPHSS.
- Port E-Advisory No. 19 (August 28) – One other employee tested positive for COVID-19, bringing the Port's total to five employees affected. Immediate protocols were taken in close coordination with DPHSS.
- Port E-Advisory No. 20 (September 8) – Port employees were reminded of the social distancing guidelines while at the workplace.
- Port E-Advisory No. 21 (September 8) – One other employee tested positive for COVID-19, bringing the Port's total to six employees affected. Immediate protocols were taken in close coordination with DPHSS.
- Port E-Advisory No. 22 (September 8) – Five Customs employees assigned to the Customs Field Office at the Port Authority have tested positive for COVID-19. DPHSS is handling these cases and conducting contact tracing.
- Port E-Advisory No. 23 (September 10) – One other employee tested positive for COVID-19, bringing the Port's total to seven employees affected. Immediate protocols were taken in close coordination with DPHSS.

Six of the seven employees who tested positive for COVID-19 have since reported back to work. They have all fared well during their quarantine period and have been cleared by DPHSS. The remaining employee has been under quarantine for over a week now is also doing well.

2. **Port Authority Table Top Exercise COVID-19.** The Port recently conducted a COVID-19 tabletop exercise (TTX) on August 20 & 28, 2020. The purpose of the TTX was to assess, practice, train, and improve the PAG Management Team's overall performance in its



preparation, response, and recovery functions during a pandemic influenza situation affecting the Port of Guam. The COVID-19-scenario based exercise allowed Management and Division Heads to test and validate the Port's COVID-19 Response Annex, communications/notification protocols, policies, procedures, interagency collaboration, and personnel roles and responsibilities. The lessons learned and after-action report provided guidance on how the Port will improve its emergency management and response capabilities through the following: Strengthen Management Team roles and responsibilities; Update the Port's COVID-19 Response Annex and Enhance communications/notification processes. It is our plan to conduct similar hazard-scenario based exercises in the future.

3. **Superior Court Case No. SP0097-20.** As reported at the last board meeting, Atty. Thomas Fisher petitioned Superior Court on July 15, 2020 for a Writ of Mandamus to compel the Port to comply with the Sunshine Reform Act of 1999. Fisher claims that the Port failed to comply with his FOIA request regarding legal services. However, the Port had provided Fisher well over 60 pages of information in response to his FOIA request within the mandated time frame prescribed under the Sunshine Act. A Remote Hearing before the Honorable Anita Sukola was held on July 24, 2020, and as a result, additional documents on the former Port Staff Attorney was provided to Fisher. The Port was represented by Deputy Attorney General James Canto. The Port complied with the FOIA request timely and had provided Fisher with the documents on July 8, 2020, and additional documents on July 24, 2020. In a court hearing held remotely on August 3, 2020, discussions addressed the matter of Fisher personally inspecting the documents at the Port Authority. On August 4, 2020, Fisher personally inspected the documents at the Port and also requested copies to be made. In its decision and order rendered on September 10, 2020, and after reviewing the record, the parties' arguments, and all applicable legal authorities, the court denied Fisher's request to impose sanctions on the Port. Furthermore, it would not be appropriate to impose a \$1,000.00 fine, or any other sanctions to the Port Authority.

4. **PAG Docket 20-05 OEA Additional \$800K.** On July 30, 2020, Management attended the PUC hearing on Docket 20-05 relative to the additional OEA funding of \$800K. At this hearing, PUC Commissioners adopted the findings of the PUC Administrative Law Judge and hereby ordered the following: PAG's Petition for review and approval of an additional \$800,000.00 to its Owners/Agent Engineering ("OAE") Services contract is hereby approved, and PAG is hereby authorized to expend an additional \$800,000.00 for its OAE Services contract solely for the projects itemized in its petition.

5. **Guam Shipyard-Hotel Wharf.** On July 10, 2020, Guam Shipyard (GSY) requested permission from the Port to conduct specific lifting and vessel deconstruction activities at Hotel Wharf on the following:

- Kiwi Barge – The deconstruction of the Kiwi barge operation was completed on September 2, 2020. The Port has entered into a short term, time-specific lease with Smithbridge; the purpose of which is to lift, stage, and deconstruct the Kiwi barge. Smithbridge has engaged with GSY to perform certain critical services to complete the



project. The Port's approval to proceed, as planned, comes in the form of the approved short term, time-specific lease.

- YON-286 Barge – With the completion of the Kiwi barge operation, GSY has yet to submit a disposal plan and specific timelines for the dismantling of YON-286 barge. Follow up with GSY continues.

6. **OEA Defense Community Infrastructure Program.** Unfortunately, the Port was not awarded this grant. The DCIP was an OEA pilot program with a funding level of \$50M for the entire nation. Although the Port's project was on Tier 1, other priority projects determined by OEA was funded. This project seeks to rehabilitate and upgrade F4 and F6 wharves by strengthening the soils inland of the bulkhead structures; totaling a project cost of \$10.8M. The Port will resubmit an updated application should there be a next round of DCIP funding.

7. **EDA Grant Application.** The U.S. Department of Commerce requested additional information on the Port's grant application to install a fuel pipeline system to connect F1 and Golf piers. The Port responded on June 15, 2020. The Port's proposed project is for \$3.016M in EDA funding under the Economic Adjustment Assistance disaster recovery program. The final stage of EDA's grant award is dependent upon the receipt of the Guam State Historic Preservation Office approved consultation letter and finalization of the Port's A&E and CM services budgets.

8. **Office of Insular Affairs.** OIA has awarded the Port \$240,325.00 under the Maintenance Assistance Program (MAP) for the upgrade of the Welding Shop. Project components include concrete and spalling repair; acquisition and installation of 3 roll up doors; acquisition of welding machines.

9. **USDA Direct Loan.** The final draft application for the direct loan is anticipated to be completed on October 7, 2020. Purpose is to attempt acquisition of one Ship-to-Shore Gantry Crane.

10. **EDA Grant.** Through EDA grant, the Port also anticipates the final draft application to be completed on October 7, 2020 for two (2) STS gantry cranes.

11. **FEMA – COVID-19 Public Assistance.** The Port submitted two projects. Safety and Sanitation of PAG Public Facilities. FEMA has approved PAG reimbursement of \$21,920.29 for the cost associated with PPEs, supplies, and materials. This is inclusive of handwashing stations. Also, Overtime Labor for Continuity of Port Operations. PAG is seeking reimbursement for labor costs in the amount of \$7.3M in federal funds. Currently under review by FEMA.

12. **Relative to the Port's Annual Insurance Coverage.** From the Port's insurance vendor: *"The upcoming renewal has been quite challenging with the continued hardening market situation which carried over from the past couple years. There have been increasing*

*difficulties in the market with people trying to reduce their current line share or come off the placement altogether, even with premium increases and despite a clean year. To add to this, the Covid shutdown has made matters worse. Trying to contact underwriters who are working from home still remains difficult. Some Lloyd's syndicates have no intention to return to the office until January 2021. Many in the market have gone risk adverse since Lockdown started. There is no opportunity to have face-to-face meetings to give underwriters a level of comfort with regards to PAG's risk. We now attach a summary of the options that underwriters have put up for the renewal. We confirm that all the markets on the program are "A" rated as required by Port. You have additional properties that have been included in this year's renewal as follows: Property – Increase in values by \$6,700,139.44 and Auto – additional (3) vehicles (note, these 3 additional vehicles were acquired through GSA surplus). This along with the hard market situation has resulted in a slight increase in the overall premiums as presented in the attached. Underwriters are standing by for renewal instructions and hope to hear from PAG by the end of the week."*

If the Port went with the current \$1M deductible, the insurance premium will increase by \$435,373.46 or 14.66%. Other options were considered, such as increased deductible ranging from \$2.35M, \$4M and \$5M. Looking at a \$2.35M deductible, the Port's insurance premium will total \$3,237,937.41, representing an increase of \$266,790.81 or 8.98%. This information comes after the proposed budget was prepared and submitted, so this increase is not reflected in the proposed budget. Being recommended for Board approval is to select the option of a \$2.35M deductible. The Port's current cash position will allow for greater deductible and will help to mitigate the premium increase, but still requiring the Port to an additional fund \$266,790.81 by choosing this option. Therefore, being proposed is the following amendment to the proposed budget – to increase the insurance premium from the proposed budget of \$2,988,000.00 to \$3,237,937.41 (a difference of \$249,937.00). This reduces the Port's projected net income to \$897,692.00 and a debt service credit ratio to 1.42%.

## **V. OLD BUSINESS**

There were no old business discussed.

## **VI. NEW BUSINESS**

1. **FY2021 Proposed Budget:** As earlier reported on the Port's annual insurance coverage, Director Koki made motion to amend the proposed FY2021 budget to include the additional insurance premiums as presented, seconded by the Vice Chairman. Motion was unanimously approved.

Director Koki made motion to approve the FY2021 budget to include the additional insurance premiums as presented. Motion was seconded by the Vice Chairman as was unanimously approved.



## VII. ADJOURNMENT

There being no further business to discuss, it was moved by Director Koki and seconded by the Vice Chairman to adjourn the meeting at 3:40 p.m. The motion was unanimously passed.

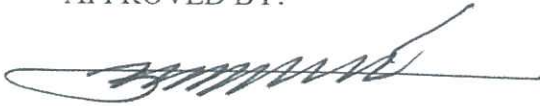


Digitally signed by Isa Koki  
Date: 2020.11.03 12:36:02 +10'00'

---

ISA MARIE C. KOKI, Board Secretary  
Board of Directors

APPROVED BY:



---

FRANCISCO G. SANTOS, Chairman  
Board of Directors





**PORT OF GUAM**  
ATURIDAT I PUETTON GUAHAN  
**Jose D. Leon Guerrero Commercial Port**  
1026 Cabras Highway, Suite 201, Piti, Guam 96925  
Telephone: 671-477-5931/35 Facsimile: 671-477-2689/4445  
Website: [www.portguam.com](http://www.portguam.com)



Lourdes A. Leon Guerrero  
Governor of Guam  
Joshua F. Tenorio  
Lieutenant Governor

## General Manager's Report for Board of Directors

October 29, 2020

1. **Approaches to Help Safeguard Against COVID-19.** We continue to provide for a workplace environment that is in line with the Governor's emergency declaration and guidelines.

- **Port Clinic.** As of this morning, the Port Clinic visits totaled 31,345 with zero fevers or any COVID-19 symptoms recorded.
- **Port E-Advisories.**
  - Port E-Advisory No. 24 (October 9) – Guidelines to follow when experiencing symptoms at work, and processes on what to do when exposed to a confirmed positive for COVID-19.
- **Port's Contact Tracing Team.** The Port's total COVID-19 positive are 19 port employees. The Port Contact Tracing Team has been able to identify 396 cases of employee close contact exposure and has coordinated testing for all exposures with DPHSS.

The status of the 19 port employees are as follows: 10 are back to work, 1 hospitalized, 4 under home quarantine, 1 under government quarantine and 3 are waiting clearance to report back to work from DPHSS.

2. **Celebrating Port Week – 45<sup>th</sup> Anniversary.** This week marks our 45<sup>th</sup> anniversary. A series of virtual events took place due to the COVID-19 pandemic. The first event began on October 26 with a virtual opening ceremony, consisting of a flag-raising ceremony followed by a parade of trucks, proclamation signing by Gov. Lou Leon Guerrero and Lt. Gov. Josh Tenorio, and resolution presentation by the Port's Oversight Chairman Sen. Clynt Ridgell. At the end of the virtual opening ceremony, we debuted a video honoring our frontliners called "The Port in the Pandemic". Other virtual events include a Town Hall Celebration & Employee Awards Ceremony that was held on October 27; a presentation to the Port Users Group Guam on October 28;



Port Modernization-We Keep Guam Moving premiered this morning at 11am and to be premiered on October 30 is 45 years of Port Strong.

3. **Board Appointment to the Port Board of Directors.** On October 6, 2020 Governor Lou Leon Guerrero appointed Ms. Dorothy P. Harris to fill the seat of former Board member Maria Taitano, whose term has expired. A virtual confirmation hearing was held on October 21, 2020. The status of Ms. Harris' confirmation is still before the Committee.
4. **Demolition of Derelict Vessel at Seaplane Ramp.** On October 7, 2020 a derelict vessel "Azuma" that had been abandoned for nine years was finally demolished. This was made possible with the assistance of Department of Public Works. The Azuma was originally a liveaboard vessel docked at the Agat Marina which was abandoned by its original owners. After several beatings from numerous storms that hit Guam, it began to take on water. To prevent the Azuma from completely sinking, it was drained from all remaining fuel, cleared of all toxins and tugged to Seaplane Ramp on September 2011.
5. **Certificate of Excellence in CCR.** On October 16, 2020 the Association of Government Accountants (AGA) awarded the Port Authority of Guam with a Certificate of Excellence in the Port's Citizen-Centric Reporting for Fiscal Year 2019. AGA offers these certificate of excellence awards for entities that prepare and distribute a high-quality CCR Report. In their review, the AGA determined that the presentation of the Port's CCR report overall was very informative with great content material, visual appeal, and readability. Further, AGA applauds the Port's commitment to good government and responsible fiscal action.
6. **In-House Port Attorney.** Still in active recruitment.
7. **General Manager's Notes for YTD Finances, as of September 30, 2020.** We are providing the following summary:

**REVENUES AND CARGO THROUGHPUT:**

- The Port's Total Operating revenue for September 2020 is \$54.5 million, which is -3.8% or \$2.2M lower compared to YTD September FY20 budget projection of \$56.8M.
- The total number of containers handled as of September 2020 is 85,143, which is 0.2% higher or 189 more containers compared to last year's September 2019 total.

**OPERATING EXPENSES:**

- Overall spending YTD (Actual versus Budget for FY2020) is 8% less, or \$4.2M in YTD cost avoidances.

**OVERTIME EXPENSE AND DIRECT LABOR REVENUE:**

- Overtime YTD for Division involved in Operations is \$1,379,753, which is 14.7% higher than YTD overtime budget of \$1,202,750. The overtime for September resulted in an increase of 11% or \$9K as compared to August, from \$80,393 in August to \$89,276 in September.
- Direct Labor reimbursement is \$3.4M which is 1.2% or \$40K increase from the FY20 budget. (This means that although OT expense is 14.7% over budget YTD, this projected budget shortfall is covered by the direct labor reimbursement.) Here is the breakdown:

Direct Labor	
Revenue	\$3,400,998
Operations	
Overtime	<u>\$1,379,753</u>
Variance	\$2,021,245

**YTD OPERATING REVENUES MINUS YTD EXPENSES**

- Total Net Income for Fiscal Year 2020 is \$4.4M. The YTD Income is 26% higher than net income FY2019. The total net income in FY20 is lower by 33% or \$2.2M as compared to FY20 Projection primarily due to the months from April to June that resulted into lower cargos and decrease in other related cargo revenues.



8. **Guam Shipyard-Hotel Wharf.** On July 10, 2020, Guam Shipyard (GSY) requested permission from the Port to conduct specific lifting and vessel deconstruction activities at Hotel Wharf on the following:
  - YON-286 Barge – GSY has yet to submit a disposal plan and specific timelines for the dismantling of YON-286 barge. Follow up with GSY continues.
9. **MARAD's America's Marine Highway Program.** We had an opportunity to communicate with MARAD on moving forward with the designation application process. This initiative will be in conjunction with the CNMI's Commonwealth Ports Authority. The program's focus is to expand the use of America's navigable waters to reduce landside congestion through the designation of marine highway routes. If successful, this program designation is an opportunity for our seaports to apply for MARAD grant funding that is limited to the Secretary-designated highways. Eligible projects include, but not limited to container yard handling equipment, landside projects, RORO projects, planning grants and other project enhancements to existing transportation services.
10. **Grant Opportunities**
  - a. **EDA Grant Application.** The PAG/EDA collaboration has resulted in the finalization of the \$3.016 Million grant amount. We are waiting for the SHPO's feedback on the Section 106 consultation concurrence letter. Upon receipt, the PAG will submit to EDA.
  - b. **Department of Agriculture Grant. *No new development.*** The Port is waiting AG's Office release of the MOU. Background: The Port signed an MOU on July 23, 2020.-The MOU is subject to review and approval by BBMR, AG's Office, and Governor Lou Leon Guerrero. This grant for \$500K is to support the repair work of Agat Marina Dock B.
  - c. **Gantry Crane Acquisition.**
    1. **USDA Direct Loan.** The final draft application for the direct loan was completed on October 23, 2020. Meeting with USDA delayed due to COVID-19; conference call is being scheduled.

2. **EDA Grant.** Final Draft of the EDA grant application for two (2) STS gantry cranes is completed. Currently transcribing Narratives into EDA templates. Estimated cost for two cranes is \$30M with the Port share at \$15 Million.
- d. **FEMA – COVID-19 Public Assistance.** The Port submitted two projects.
1. Project Worksheet (PW) #1 - Safety and Sanitation of PAG Public Facilities. FEMA has approved PAG reimbursement of \$21,920.29 for the cost associated with PPEs, supplies, and materials. However, since \$7,266.30 has been paid by the CARES Act funding, the PAG revised its reimbursement request to reflect the reduction to \$14,653.99.
  2. Project Worksheet (PW) #2 - Based on a conference call with FEMA, the PAG's reimbursement request will not be approved. However, no formal letter has been received by the PAG. Upon receipt of a decline letter, the PAG will appeal. Background: Overtime Labor for Continuity of Port Operations. PAG is seeking reimbursement for labor costs in the amount of \$7.3M in federal funds. Currently under review by FEMA.
  3. Project Worksheet (PW) #3 – Additional Safety and Sanitation of PAG Facilities request for reimbursement being compiled by Finance and Strategic Planning.
- e. **MARAD Port Infrastructure Development Program Grant Application.** The PAG was not awarded the equipment grant. All MARAD awarded projects for FY2020 were capital improvement projects (CIP). Background: The Port submitted a Comprehensive Acquisition of Container Yard Equipment application to MARAD for review to the tune of \$7.4M, which includes:
- 2 ea. 80,000 Lbs. Top Lifters
  - 5 ea. 12,000 Lbs. Forklifts
  - 1 ea. 275 Ton Telescopic Crane
  - 10 ea. Tractor Trailers
  - 2 ea. 40-Plug Mobile Reefer Generators
  - 1 ea. 150 Ft. Telescopic Man Lift



11. **Port Revenue Bonds Project Status.** As of October 28, 2020, the attachment provides information on the status of the revenue bond projects that consist of rehabilitation of hotel wharf, golf pier repairs and improvements, waterline replacement/relocation, EQMR building, and warehouse 1 repair/upgrades, new admin annex building, and other priority projects.

Respectfully submitted,

  
Rofy J. Respicio  
General Manager

**2018 Port Revenue Bonds Status Report**  
**As of October 28, 2020**

Bond Project	Total Award Amount	Total Draw Down	Total Remaining Balance	PROCUREMENT IFB/RFP/PO Number	Status
Rehabilitation of "H" Wharf (Federal Share & Port Share)	\$10,000,000.00 \$13,774,255.00	\$0.00 \$556,442.61	\$10,000,000.00 \$13,217,812.39	PO No. 16332-OF - Coral Relocation at \$482,700.00 to WSP awarded on February 18, 2020.  RFP No. 2020-002 - CM Services	The Port's Negotiation Team is currently in the final stages of working with the selected contractor on a negotiated CM services \$ amount for this project. After the completion of this task and having gone through legal review, the CM Contractor will assist the Port in the construction procurement process. <b>Anticipated Completion Date: 03/2022</b>
Golf Pier Repairs and Improvements	\$2,000,000.00	\$354,876.53	\$1,645,123.47	RFP No. 2019-02: A&E Design for \$484,000.17 awarded to NC Macario	A&E Design completed; Construction Management services going through procurement process. <b>Anticipated Completion Date: 09/2022</b>
Waterline Replacement and Relocation and EQMR Building and Warehouse 1 Repairs and Upgrades	\$11,628,800.00	\$356,156.03	\$11,272,643.97	RFP No. 2019-03: A&E Design for \$1,406,427.48 awarded to NC Macario	35% design submitted on July 10, 2020. 65% delivered on September 2, 2020. NC Macario recently submitted a request for the 100% completion from its Oct. 16th deadline to Dec. 31, 2020 citing the companies adherence to COVID-19 restrictions. This request is under review. <b>Anticipated Completion Date: 12/2022</b>
Other Priority Projects - Repair of F-1 Fuel Pier - Repair of F-3, F-4, F-5, and F-6 waterfront facilities - Installation of connectivity fuel line connecting Golf Pier and F-1 - Upgrade of the Port's IT system and integration of TOS and FMS	\$7,480,745.00	\$440,586.42	\$7,040,158.58		1. Of the \$7.48 Million re-programmed bond funds, the Port's financial management system EnterpriseOne totals roughly \$2.1 M; the purchase order is still pending final signatures. 2. The initial task that the Port will address with regards to wharves service life extension is a comprehensive updated conditional assessment of F1 to F6. 3. As part of Task Order 10 (existing OAE technical services support), the Port's TOS upgrade is going through its assessment process. TOS Cloud option also being explored. 4. The draw downs for October reflect charges for the Financial Management Migration.
New Admin. Annex Building	\$10,445,000.00	\$0.00	\$10,445,000.00		Of the six (6) original bond-funded projects, this was deemed as the lowest priority. Management has requested its OAE (through Task Order #10) to update the 2010 Admin Annex design and to incorporate a comprehensive conditional assessment Scope of the existing Admin. Bldg.
<b>Grand Total</b>	<b>\$55,328,800.00</b>	<b>\$1,267,298.06</b>	<b>\$54,061,501.94</b>		



**BOARD OF DIRECTORS**  
*Francisco G. Santos, Chairman*  
*Nathan T. Taimanglo, Vice Chairman*  
*Isa Marie C. Koki, Board Secretary*



**Resolution No. 2020-07**

**RELATIVE TO COMMENDING AND CONGRATULATING MR. ALEJANDRO T. RETUMBAN  
ON HIS RETIREMENT FROM THE JOSE D. LEON GUERRERO COMMERCIAL PORT**

**BE IT RESOLVED BY THE BOARD OF DIRECTORS OF THE PORT AUTHORITY OF GUAM:**

**WHEREAS**, Mr. Alejandro T. Retumban, an employee of the Port Authority of Guam (PAG), retired September 25, 2020, after 21 years of government service with PAG; and

**WHEREAS**, in 1998, Mr. Retumban began his public service career as a Laborer in a Limited-Term Appointment for the Port Authority of Guam; and on November 16, 1998, he was placed to a classified position as a Cargo Checker; and

**WHEREAS**, throughout his career, Mr. Retumban has received Outstanding Work Center of the Quarter on January 2000, October 2001 and September 2004; he has also received Outstanding Work Center of the Year in October 2004; and

**WHEREAS**, Mr. Retumban performed his duties in a highly satisfactory manner; and

**WHEREAS**, Mr. Retumban will be sorely missed, all concerned wish him the best on the occasion of his retirement; now therefore be it

**RESOLVED**, that the Board of Directors on behalf of the employees and management of the Jose D. Leon Guerrero Commercial Port commend Mr. Alejandro T. Retumban for his public service and hope that his retirement will be a happy and fruitful period for him and his family; and be it further

**RESOLVED**, that the Chairman certify, and the Secretary attest to, the adoption hereof, and that a copy of the same be thereafter transmitted to Mr. Alejandro T. Retumban.

**PASSED AND ADOPTED UNANIMOUSLY BY THE BOARD OF  
DIRECTORS THIS 29<sup>th</sup> DAY OF OCTOBER, 2020.**

**FRANCISCO G. SANTOS**  
**CHAIRMAN, BOARD OF DIRECTORS**  
**PORT AUTHORITY OF GUAM**

Digitally signed by Isa Marie C.  
Koki  
Date: 2020.11.03 12:36:41 +10'00'

**ISA MARIE C. KOKI**  
**SECRETARY, BOARD OF DIRECTORS**  
**PORT AUTHORITY OF GUAM**



**BOARD OF DIRECTORS**  
*Francisco G. Santos, Chairman*  
*Nathan T. Taimanglo, Vice Chairman*  
*Isa Marie C. Koki, Board Secretary*



**Resolution No. 2020-08**

**RELATIVE TO COMMENDING AND CONGRATULATING MR. JOSE M. TEDTAOTAO ON HIS RETIREMENT FROM THE JOSE D. LEON GUERRERO COMMERCIAL PORT**

**BE IT RESOLVED BY THE BOARD OF DIRECTORS OF THE PORT AUTHORITY OF GUAM:**

**WHEREAS**, Mr. Jose M. Tedtaotao, an employee of the Port Authority of Guam (PAG), retired September 16, 2020 after 18 years of government service with PAG; and

**WHEREAS**, in October 11, 2001, Mr. Tedtaotao began his public service career as a Welder Supervisor for the Port Authority of Guam; and

**WHEREAS**, throughout his career, Mr. Tedtaotao has received Outstanding Work Center of the Quarter on October 2003, January 2008 and May 2008; and


**WHEREAS**, Mr. Tedtaotao performed his duties in a highly satisfactory manner; and


**WHEREAS**, Mr. Tedtaotao will be sorely missed, all concerned wish him the best on the occasion of his retirement; now therefore be it

**RESOLVED**, that the Board of Directors on behalf of the employees and management of the Jose D. Leon Guerrero Commercial Port commend Mr. Jose M. Tedtaotao for his public service and hope that his retirement will be a happy and fruitful period for him and his family; and be it further

**RESOLVED**, that the Chairman certify, and the Secretary attest to, the adoption hereof, and that a copy of the same be thereafter transmitted to Mr. Jose M. Tedtaotao.

**PASSED AND ADOPTED UNANIMOUSLY BY THE BOARD OF DIRECTORS THIS 29<sup>th</sup> DAY OF OCTOBER, 2020.**

  
**FRANCISCO G. SANTOS**  
**CHAIRMAN, BOARD OF DIRECTORS**  
**PORT AUTHORITY OF GUAM**

  
Digitally signed by Isa Marie C. Koki  
Date: 2020.11.03 12:37:08 +10'00'  
**ISA MARIE C. KOKI**  
**SECRETARY, BOARD OF DIRECTORS**  
**PORT AUTHORITY OF GUAM**





**BOARD OF DIRECTORS**  
*Francisco G. Santos, Chairman*  
*Nathan T. Taimanglo, Vice Chairman*  
*Isa Marie C. Koki, Board Secretary*



**Resolution No. 2020-09**

**RELATIVE TO COMMENDING AND CONGRATULATING MR. ANTHONY M. BLAS ON HIS RETIREMENT FROM THE JOSE D. LEON GUERRERO COMMERCIAL PORT**

**BE IT RESOLVED BY THE BOARD OF DIRECTORS OF THE PORT AUTHORITY OF GUAM:**

**WHEREAS**, Mr. Anthony M. Blas, an employee of the Port Authority of Guam (PAG), retired September 29, 2020 after 30 years of government service with PAG; and

**WHEREAS**, in January 16, 1990, Mr. Blas began his public service career as a Stevedore for the Port Authority of Guam; on December 1995 he was promoted to a Winch Operator; then on December 1999 he was promoted to a Stevedore Leader; on December 2001 he was again promoted to Stevedore Supervisor I; and

**WHEREAS**, throughout his career, Mr. Blas has received Outstanding Work Center of the Quarter on April 1997, July 1999, April 2000, January 2001, July 2001, January 2002, and January 2006; Outstanding Work Center of the Year on October 1999; Supervisor of the Quarter October 2002; and Supervisor of the Year on March 2004 and October 2005; and

**WHEREAS**, Mr. Blas performed his duties in an Outstanding manner; and

**WHEREAS**, Mr. Blas will be sorely missed, all concerned wish him the best on the occasion of his retirement; now therefore be it

**RESOLVED**, that the Board of Directors on behalf of the employees and management of the Jose D. Leon Guerrero Commercial Port commend Mr. Anthony M. Blas for his public service and hope that his retirement will be a happy and fruitful period for him and his family; and be it further

**RESOLVED**, that the Chairman certify, and the Secretary attest to, the adoption hereof, and that a copy of the same be thereafter transmitted to Mr. Anthony M. Blas.

**PASSED AND ADOPTED UNANIMOUSLY BY THE BOARD OF DIRECTORS THIS 29<sup>th</sup> DAY OF OCTOBER, 2020.**

**FRANCISCO G. SANTOS**  
CHAIRMAN, BOARD OF DIRECTORS  
PORT AUTHORITY OF GUAM

**ISA MARIE C. KOKI**  
SECRETARY, BOARD OF DIRECTORS  
PORT AUTHORITY OF GUAM

Digitally signed by Isa Marie C. Koki  
Date: 2020.11.03 12:37:40 +10'00'



**Resolution No. 2020-10**

**RELATIVE TO COMMENDING AND CONGRATULATING MS. CHARLENE YATAR ON HER RETIREMENT FROM THE JOSE D. LEON GUERRERO COMMERCIAL PORT**

**BE IT RESOLVED BY THE BOARD OF DIRECTORS OF THE PORT AUTHORITY OF GUAM:**

**WHEREAS**, Ms. Charlene Yatar, an employee of the Port Authority of Guam (PAG), retired September 30, 2020 after 27 years of government service with PAG; and

**WHEREAS**, in January 11, 1993, Ms. Yatar began her public service career as a Clerk III for the Port Authority of Guam; on December 1993 she was promoted to a Property Control Officer; on January 1995 she was promoted to a Marine Traffic Controller; again in August 2012 she was promoted to an Assistant Harbor Master; and

**WHEREAS**, throughout her career, Ms. Yatar has received Outstanding Work Center of the Quarter on January 2008; Employee of the Quarter for the period of October – December 1993; Employee of the year in October 1994; and

**WHEREAS**, Ms. Yatar performed her duties in a highly satisfactory manner; and

**WHEREAS**, Ms. Yatar will be sorely missed, all concerned wish her the best on the occasion of her retirement; now therefore be it


**RESOLVED**, that the Board of Directors on behalf of the employees and management of the Jose D. Leon Guerrero Commercial Port commend Ms. Charlene Yatar for her public service and hope that her retirement will be a happy and fruitful period for her and her family; and be it further

**RESOLVED**, that the Chairman certify, and the Secretary attest to, the adoption hereof, and that a copy of the same be thereafter transmitted to Ms. Charlene Yatar.

**PASSED AND ADOPTED UNANIMOUSLY BY THE BOARD OF DIRECTORS THIS 29<sup>th</sup> DAY OF OCTOBER, 2020.**



**FRANCISCO G. SANTOS**  
CHAIRMAN, BOARD OF DIRECTORS  
PORT AUTHORITY OF GUAM



**ISA MARIE C. KOKI**  
SECRETARY, BOARD OF DIRECTORS  
PORT AUTHORITY OF GUAM

Digitally signed by Isa Marie C.  
Koki  
Date: 2020.11.03 12:38:08  
+10'00'





**Resolution No. 2020-11**

**RELATIVE TO COMMENDING AND CONGRATULATING MR. GERALD F. TORRES ON HIS RETIREMENT FROM THE JOSE D. LEON GUERRERO COMMERCIAL PORT**

**BE IT RESOLVED BY THE BOARD OF DIRECTORS OF THE PORT AUTHORITY OF GUAM:**

**WHEREAS**, Mr. Gerald F. Torres, an employee of the Port Authority of Guam (PAG), retired July 10, 2020 after 29 years of government service with PAG; and

**WHEREAS**, in July 26, 1990, Mr. Torres began his public service career as an Equipment Operator II for the Port Authority of Guam; on August 1997 he was promoted to a Crane Operator; and

**WHEREAS**, Mr. Torres performed his duties in a highly satisfactory manner; and

**WHEREAS**, Mr. Torres will be sorely missed, all concerned wish him the best on the occasion of his retirement; now therefore be it

**RESOLVED**, that the Board of Directors on behalf of the employees and management of the Jose D. Leon Guerrero Commercial Port commend Mr. Gerald F. Torres for his public service and hope that his retirement will be a happy and fruitful period for him and his family; and be it further

**RESOLVED**, that the Chairman certify, and the Secretary attest to, the adoption hereof, and that a copy of the same be thereafter transmitted to Mr. Gerald F. Torres.

**PASSED AND ADOPTED UNANIMOUSLY BY THE BOARD OF DIRECTORS THIS 29<sup>th</sup> DAY OF OCTOBER, 2020.**



**FRANCISCO G. SANTOS**  
CHAIRMAN, BOARD OF DIRECTORS  
PORT AUTHORITY OF GUAM



**ISA MARIE C. KOKI**  
SECRETARY, BOARD OF DIRECTORS  
PORT AUTHORITY OF GUAM

Digitally signed by Isa Marie C. Koki  
Date: 2020.11.03 12:38:33  
+10'00'



**BOARD OF DIRECTORS**  
*Francisco G. Santos, Chairman*  
*Nathan T. Taimanglo, Vice Chairman*  
*Isa Marie C. Koki, Board Secretary*



**Resolution No. 2020-12**

**RELATIVE TO COMMENDING AND CONGRATULATING MR. SIMEON DELOS SANTOS ON HIS RETIREMENT FROM THE JOSE D. LEON GUERRERO COMMERCIAL PORT**

**BE IT RESOLVED BY THE BOARD OF DIRECTORS OF THE PORT AUTHORITY OF GUAM:**

**WHEREAS**, Mr. Simeon S. Delos Santos, an employee of the Port Authority of Guam (PAG), retired August 22, 2020 after 33 years of government service with PAG; and

**WHEREAS**, in July 6, 1987, Mr. Delos Santos began his public service career as a Capital Improvement Projects Coordinator for the Port Authority of Guam; on July 17, 2002 he was promoted to an Engineer Supervisor; again in June 2007 he was promoted to Engineer Manager; and

**WHEREAS**, throughout his career, Mr. Delos Santos has received Sick Leave award on October 2004; on October 2017 he received Years of Service award; and

**WHEREAS**, Mr. Delos Santos performed his duties in an outstanding manner; and

**WHEREAS**, Mr. Santos will be sorely missed, all concerned wish him the best on the occasion of his retirement; now therefore be it

**RESOLVED**, that the Board of Directors on behalf of the employees and management of the Jose D. Leon Guerrero Commercial Port commend Mr. Simeon Delos Santos for his public service and hope that his retirement will be a happy and fruitful period for him and his family; and be it further

**RESOLVED**, that the Chairman certify, and the Secretary attest to, the adoption hereof, and that a copy of the same be thereafter transmitted to Mr. Simeon Delos Santos.

**PASSED AND ADOPTED UNANIMOUSLY BY THE BOARD OF DIRECTORS THIS 29<sup>th</sup> DAY OF OCTOBER, 2020.**

**FRANCISCO G. SANTOS**  
**CHAIRMAN, BOARD OF DIRECTORS**  
**PORT AUTHORITY OF GUAM**

**ISA MARIE C. KOKI**  
**SECRETARY, BOARD OF DIRECTORS**  
**PORT AUTHORITY OF GUAM**

Digitally signed by Isa Marie C. Koki  
Date: 2020.11.03 12:39:37 +10'00'





**Resolution No. 2020-13**

**RELATIVE TO COMMENDING AND CONGRATULATING MR. FRANK J. SABLAN ON HIS RETIREMENT FROM THE JOSE D. LEON GUERRERO COMMERCIAL PORT**

**BE IT RESOLVED BY THE BOARD OF DIRECTORS OF THE PORT AUTHORITY OF GUAM:**

**WHEREAS**, Mr. Frank J. Sablan, an employee of the Port Authority of Guam (PAG), retired April 24, 2020 after 22 years of government service with PAG; and

**WHEREAS**, in November 10, 1997, Mr. Sablan began his public service career as a Port Police I for the Port Authority of Guam; on November 12, 1999 he was promoted to a Marine Traffic Controller; again in September 14, 2015 he was promoted to Harbor Master; on February 24, 2016 he voluntarily demoted himself back to a Marine Traffic Controller; and

**WHEREAS**, throughout his career, Mr. Sablan has received Outstanding Work Center of the Quarter on January 2008; Sick Leave award on October 2009; and

**WHEREAS**, Mr. Sablan performed his duties in a highly satisfactory manner; and

**WHEREAS**, Mr. Sablan will be sorely missed, all concerned wish him the best on the occasion of his retirement; now therefore be it

**RESOLVED**, that the Board of Directors on behalf of the employees and management of the Jose D. Leon Guerrero Commercial Port commend Mr. Frank J. Sablan for his public service and hope that his retirement will be a happy and fruitful period for him and his family; and be it further

**RESOLVED**, that the Chairman certify, and the Secretary attest to, the adoption hereof, and that a copy of the same be thereafter transmitted to Mr. Frank J. Sablan.

**PASSED AND ADOPTED UNANIMOUSLY BY THE BOARD OF  
DIRECTORS THIS 29<sup>th</sup> DAY OF OCTOBER, 2020.**



**FRANCISCO G. SANTOS**  
**CHAIRMAN, BOARD OF DIRECTORS**  
**PORT AUTHORITY OF GUAM**



Digitally signed by Isa Marie  
C. Koki  
Date: 2020.11.03 12:39:02  
+10'00'

**ISA MARIE C. KOKI**  
**SECRETARY, BOARD OF DIRECTORS**  
**PORT AUTHORITY OF GUAM**



**Resolution No. 2020-14**

**RELATIVE TO COMMENDING AND CONGRATULATING MR. FELICIANO F. MARQUEZ  
ON HIS RETIREMENT FROM THE JOSE D. LEON GUERRERO COMMERCIAL PORT**

**BE IT RESOLVED BY THE BOARD OF DIRECTORS OF THE PORT AUTHORITY OF GUAM:**

**WHEREAS**, Mr. Feliciano F. Marquez, an employee of the Port Authority of Guam (PAG), retired October 31, 2019 after 25 years of government service with PAG; and

**WHEREAS**, in June 29, 1994, Mr. Marquez began his public service career as a Maintenance Custodian for the Port Authority of Guam; on January 2, 1997 he was promoted to a Plumber II; and

**WHEREAS**, throughout his career, Mr. Marquez has received Outstanding Work Center of the Quarter award on July 2003, February 2007, February 2010, June 2010 and April 2011; Outstanding Work Center of the Year on October 1997, October 2003 and October 2006; and

**WHEREAS**, Mr. Marquez performed his duties in a satisfactory manner; and

**WHEREAS**, Mr. Marquez will be sorely missed, all concerned wish him the best on the occasion of his retirement; now therefore be it

**RESOLVED**, that the Board of Directors on behalf of the employees and management of the Jose D. Leon Guerrero Commercial Port commend Mr. Feliciano F. Marquez for his public service and hope that his retirement will be a happy and fruitful period for him and his family; and be it further

**RESOLVED**, that the Chairman certify, and the Secretary attest to, the adoption hereof, and that a copy of the same be thereafter transmitted to Mr. Feliciano F. Marquez.

**PASSED AND ADOPTED UNANIMOUSLY BY THE BOARD OF  
DIRECTORS THIS 29<sup>th</sup> DAY OF OCTOBER, 2020.**



**FRANCISCO G. SANTOS**  
**CHAIRMAN, BOARD OF DIRECTORS**  
**PORT AUTHORITY OF GUAM**



Digitally signed by Isa Marie  
C. Koki  
Date: 2020.11.03 12:39:59  
+10'00'

**ISA MARIE C. KOKI**  
**SECRETARY, BOARD OF DIRECTORS**  
**PORT AUTHORITY OF GUAM**





**Resolution No. 2020-15**

**RELATIVE TO COMMENDING AND CONGRATULATING MR. FRANCISCO Q. MENDIOLA  
ON HIS RETIREMENT FROM THE JOSE D. LEON GUERRERO COMMERCIAL PORT**

**BE IT RESOLVED BY THE BOARD OF DIRECTORS OF THE PORT AUTHORITY OF GUAM:**

**WHEREAS**, Mr. Francisco Q. Mendiola, an employee of the Port Authority of Guam (PAG), retired September 25, 2020 after 4 years of government service with PAG; and

**WHEREAS**, in February 9, 2016, Mr. Mendiola began his public service career as an Equipment Operator II (Casual) for the Port Authority of Guam; on October 3, 2016 he became a classified employee as an Equipment Operator II; on February 5, 2018 he was promoted to a Crane Operator; and


**WHEREAS**, Mr. Mendiola performed his duties in a highly satisfactory manner; and

**WHEREAS**, Mr. Mendiola will be sorely missed, all concerned wish him the best on the occasion of his retirement; now therefore be it

**RESOLVED**, that the Board of Directors on behalf of the employees and management of the Jose D. Leon Guerrero Commercial Port commend Mr. Francisco Q. Mendiola for his public service and hope that his retirement will be a happy and fruitful period for him and his family; and be it further

**RESOLVED**, that the Chairman certify, and the Secretary attest to, the adoption hereof, and that a copy of the same be thereafter transmitted to Mr. Francisco Q. Mendiola.

**PASSED AND ADOPTED UNANIMOUSLY BY THE BOARD OF  
DIRECTORS THIS 29<sup>th</sup> DAY OF OCTOBER, 2020.**

  
**FRANCISCO G. SANTOS**  
**CHAIRMAN, BOARD OF DIRECTORS**  
**PORT AUTHORITY OF GUAM**

  
Digitally signed by Isa Marie C. Koki  
Date: 2020.11.03 12:39:19  
+10'00'  
**ISA MARIE C. KOKI**  
**SECRETARY, BOARD OF DIRECTORS**  
**PORT AUTHORITY OF GUAM**





**PORT OF GUAM**  
ATURIDAT I PUETTON GUAHAN  
**Jose D. Leon Guerrero Commercial Port**  
1026 Cabras Highway, Suite 201, Piti, Guam 96925  
Telephone: 671-477-5931/35 Facsimile: 671-477-2689/4445  
Website: [www.portguam.com](http://www.portguam.com)




**Lourdes A. Leon Guerrero**  
Governor of Guam  
**Joshua F. Tenorio**  
Lieutenant Governor

October 27, 2020

**MEMORANDUM**

TO: Board of Directors

FROM: Rory J. Respicio, General Manager 

SUBJECT: Determination of Need for an Exceptional Term – Area A Tank Farm

---

*Hafa Adai!* Public Law 32-40, passed on June 11, 2013, added a new Section 5351 to Article 6 of Chapter 5 – Guam Procurement Act, Title 5 of the Guam Code Annotated relative to the duration of commercial leases for public real property and related facilities.

The law included a requirement which the Board of Directors would need to comply with prior to issuing a solicitation if the Port intends to lease its properties/facilities beyond the 5-year standard term. The Exceptional Term Contract, which the law has referred to is required, for lease terms beyond the 5 years. This law states, “prior to any solicitation, the Board must approve a written Determination of Need justifying by a quantifiable sum an Exceptional Term Contract, and specifying the full term, inclusive of extensions, options and renewals of such contract. It requires the solicitation to be published in a newspaper of general circulation and the written Determination of Need shall be valid for 2 years or until an exceptional term contract has been executed to fill the stated need, whichever comes first.”

To comply with this law, we are providing you the background information on our request to issue a solicitation for Area A Tank Farm:

A Regional Transportation Committee for the 24<sup>th</sup> Micronesian Island Forum was held on April 25-27, 2018 which Micronesian Leaders, including our Governor Lou Leon Guerrero, met to reaffirm the commitment of their people and their governments, to establish closer ties, strengthen cooperation and agree on initiatives for the benefit of the members and the entire Micronesian Region.

At this forum, Governor Leon Guerrero informed the leaders of a review on the Port’s facilities which revealed Area A Tank Farm, which was included in the Golf Pier Management Agreement, which Mobil Petroleum Corporation was using to store fuel has not been in use since 2010. The decision to stop using the tanks was based on a federal consent decree, which mandated Mobil to either bring the facility into compliance with federal regulations or discontinue its use. The costs associated in rehabilitating the fuel tanks was estimated to be over \$10 million at that time. Since then, Area A has been idle and no revenues have been generated for the Port.

Based on the 2013 Port Master Plan Update, our consultants estimated the liquid bulk cargo should increase from 6.96 million barrels in 2013 to 8.42 million barrels in 2033. The petroleum companies are reviewing the island’s current storage capacity to accommodate the increase. It is expected the petroleum companies would prefer to have storage tanks near the Port of Guam’s fuel piers (Golf Pier and F-1) to allow quicker transport of transshipped fuel onto their vessels.



Discussion with the fuel petroleum companies about the removal of the Business Privilege Tax waiver on transshipment of fuel was also held with Governor Leon Guerrero. After an in-depth review and consideration, such removal would discourage this business activity on Guam.

As such, we have been asked to look at establishing a tiered fee tied to transshipment volumes. This may provide incentives to current and prospective petroleum providers to continue to store transshipment fuel on island, and create more revenue for the Port and jobs on Guam.

Area A Tank Farm is located on the north side of Cabras Highway, between Golf Pier and the Port Administration Building on Cabras Island. The land size is approximately 16,000+ square meters. There are five (5) fuel storage tanks and are summarized as follows:

Tank No.	Type	Capacity (Barrel)	Status
1	Fuel	65,808	Not in service
2	Gasoline	32,490	Not in service
3	Fuel	20,670	Not in service
4	Diesel	53,205	Not in service
6	Fuel	42,800	Not in service
Total Capacity		214,973	

The facility has a paved yard, pipelines, security fence, fire suppression and fuel spill containment systems. Three (3) fuel tanks and a loading rack are not in use due to deteriorating resulting from lack of maintenance and capital improvements. Power and water are on site but no sewer. The topography of the site is fairly level.

The 2013 Master Plan Update has identified the current use and track designation as a fueling facilities and cement loading area. The area has been determined to be outside the 0.2 annual change of flood plain zone.

The improvements to the facility is estimated at \$22 million if the lessor is to rehabilitate the tanks and loading rack.

Because of the amount of investment expected for the lessor to rehabilitate the current facility, it is requested that this lease be an Exceptional Term Contract based on the following reasons:

1. The greater financial benefit from renovation or redevelopment that contemplates major capital improvements to the property would allow for business expansion, modernization of facilities, aesthetic enhancement; or that will sustain or increase the existing revenue stream to the Port Authority of Guam by such expansion or renovation of the existing facility;
2. The length of a new or exceptional term contract term should be based on the reasonable life expectancy of such improvement. Any exceptional term contract will be based on the magnitude of capital improvement to be made by the Lessor and the economic life expectancy of the development; and

Memo to Board of Directors

Subject: Determination of Need for an Exceptional Term – Area A Tank Farm

October 27, 2020

Page 3 of 3

3. The Port wishes to consider other relevant information in determining if a longer lease term is warranted, such as, if the investment is expected to generate above average returns to the Port and/or will reposition the property to a higher standard of quality and use.

To begin this process, we are presenting the attached resolution for the Board approving the Determination of Need for an Exceptional Term Contract for Area A Tank Farm and to authorize management to proceed with a Request for Information (RFI) to generate interest to lease Area A and use the area to rehabilitate the existing fuel storage tanks or build new storage tanks.

Simultaneously, we will be developing a tiered fee tied to volume for transshipment fuel for the transshipment of fuel for the petroleum companies and identify and pursue incentives to develop the fuel capacity at Area A.

Your approval on this request is greatly appreciated. *Si Yu 'os Ma'ase.*

Attachment

Cc: Deputy General Manager, Administration & Finance  
Deputy General Manager, Operations & Maintenance  
Corporate Services Manager  
Commercial Manager



**BOARD OF DIRECTORS**  
*Francisco G. Santos, Chairman*  
*Nathan T. Taimanglo, Vice Chairman*  
*Isa Marie C. Koki, Board Secretary*



## Resolution No. 2020-16

### RELATIVE TO APPROVING THE DETERMINATION OF NEED FOR AN EXCEPTIONAL TERM CONTRACT FOR AREA A TANK FARM

#### BE IT RESOLVED BY THE BOARD OF DIRECTORS OF THE PORT AUTHORITY OF GUAM:

**WHEREAS**, in the 2013 Master Plan Update, the liquid bulk cargo is slated to increase from 6.96 million barrels in 2013 to 8.42 million barrels in 2033; and

**WHEREAS**, the petroleum companies are reviewing the island's current storage capacity to accommodate the increase and prefer to have the storage tanks near the Port of Guam's fuel piers (Golf Pier and F-1) to allow quicker transport of transshipped fuel onto their vessels; and

**WHEREAS**, Area A Fuel Storage Tank Facility is located on the north side of Cabras Highway, between Golf Pier and the Port Administration Building on Cabras Island and is approximately 16,000 plus square meters and is currently designated as a fueling facility and cement loading area in the master plan; and

**WHEREAS**, on the area there are five (5) fuel storage tanks with an estimated total capacity of 214,973 barrels, which three (3) of the tanks and a loading rack are not in use due to deteriorating resulting from lack of maintenance and capital improvements; and

**WHEREAS**, the facility has a paved yard, pipelines, security fence, fire suppression and fuel spill containment systems, power and water, however there is no sewer; and

**WHEREAS**, the improvements to the facility is estimated at \$22 million if the lessor is to rehabilitate the tanks and loading rack; now therefore be it

**RESOLVED**, the Board of Directors, unanimously, hereby affirm and approve the Determination of Need for an Exceptional Term Contract, pursuant to Public Law 34-99 for which purpose is to solicit industry and market interest(s) in the Area A Fuel Storage Tank Facility for the following reasons:


1. The greater financial benefit from renovation or redevelopment that contemplates major capital improvements to the property would allow for business expansion, modernization of facilities, aesthetic enhancement; or that will sustain or increase the existing revenue stream to the Port Authority of Guam by such expansion or renovation of the existing facility; and
2. The length of a new or exceptional term contract term should be based on the reasonable life expectancy of such improvement. Any exceptional term contract will be based on the magnitude of capital improvement to be made by the Lessor and the economic life expectancy of the development; and
3. The Port Authority of Guam wishes to consider other relevant information in determining if a longer lease term is warranted, such as, if the investment is expected to generate above average returns to the Port and/or will reposition the property to a higher standard of quality and use; and be it further

**RESOLVED**, the Port Authority of Guam Board of Directors authorize management to issue a Request for Information to generate interest to lease Area A Fuel Storage Tank Facility; and be it further

**RESOLVED**, that the Chairman certify to, and the Secretary attest to, the adoption hereof.

**PASSED AND ADOPTED UNANIMOUSLY BY THE BOARD OF  
DIRECTORS THIS 29<sup>th</sup> DAY OF OCTOBER, 2020.**

  
FRANCISCO G. SANTOS  
CHAIRMAN, BOARD OF DIRECTORS  
PORT AUTHORITY OF GUAM

  
ISA MARIE C. KOKI  
SECRETARY, BOARD OF DIRECTORS  
PORT AUTHORITY OF GUAM

Digitally signed by Isa Marie C.  
Koki  
Date: 2020.11.04 14:40:49 +10'00'





**PORT OF GUAM**  
ATURIDAT I PUETTON GUAHAN  
**Jose D. Leon Guerrero Commercial Port**  
1026 Cabras Highway, Suite 201, Piti, Guam 96925  
Telephone: 671-477-5931/35 Facsimile: 671-477-2689/4445  
Website: [www.portguam.com](http://www.portguam.com)



**Lourdes A. Leon Guerrero**  
Governor of Guam  
**Joshua F. Tenorio**  
Lieutenant Governor

Board of Directors Regular Board Meeting  
October 29, 2020

Executive Summary  
Invitation to Bid IFB-020-002  
Repainting of the PAG North CMU Wall Phase II Project and various Port Buildings

**PURPOSE:** Request the Board of Directors to approve the award to Pro-Pacific Builders Corporation for the Repainting of the PAG North CMU Wall Phase II Project and various Port Buildings IFB 020-002.

**BACKGROUND:**

On Thursday, June 4, 2020, an Invitation for Bid (IFB) was issued and published in the Guam Pacific Daily News. The IFB was to solicit qualified companies/firms to provide painting services. Fifteen (15) Companies registered and picked up IFB packets, while only six (6) companies participated in the bid opening. The bid opening date for the above referenced bid was July 1, 2020, in the Port Authority Board of Directors Conference Room. Since this project is federally funded by the Maritime Administration (MARAD) the specification of “must meet the Buy American Act” was a requirement of this bid.

During the bid opening process, a review of the required documents for bidding was reviewed for all bids submitted. It was determined that the responsible and responsive bidder with the lowest price was Pro-Pacific Builders Corporation, with a submitted bid amount of One Hundred Ninety-Five Thousand Eight Hundred Forty-Four Dollars and Fifty-Five Cents (\$195,844.55). The bid amount submitted by Pro-Pacific Builders Corporation was well below the government estimate of \$349,000.00 which is approximately a Forty-Four Percent (44%) savings to the Port Authority. A Notice of Intent to Award (NOIA) was sent to Pro-Pacific Builders Corporation on July 9, 2020 and acknowledged on July 14, 2020. Pro-Pacific Builders Corporation has complied with the conditions of the NOIA and has provided Performance Bonding and Labor and Material Bond for this project. Pro-Pacific has provided copies of all the required insurance coverages.

**LEGAL REVIEW:**

The necessary documents pertaining to this project have been reviewed and approved by the Port’s legal counsel. Upon Board’s approval, the approved contract will be routed for all parties to sign and this project will commence shortly thereafter.

**FINANCE REVIEW:**


Funding for this project is made possible through the Maritime Administration (MARAD) via the excess funds from the “Port’s Modernization Project. The approval to reprogram the excess funds for this project has been granted by MARAD. No local funds or Port funds are being used to fund or supplement this project.

**RECOMMENDATION:**

Management requests the Board of Directors’ approval of this award to Pro-Pacific Builders Corporation for the Invitation for Bid IFB-020-002 Repainting of the PAG North CMU Wall Project and Various Port Buildings. Pro-Pacific Builders Corporation has been deemed to have met all the requirements and specifications set forth in the IFB, and is consistent with the Guam Procurement Regulations.



**FY 2020 Port Modernization Plan  
Grant/Bond Strategy - Monthly Update  
As of October 26, 2020**



Grant Program	Total Draw Down	Total Remaining Balance	PROUREMENT IFB/RFP/PO Number	Status
<b>Modernization</b>	<b>\$2,775,253.15</b>	<b>\$15,165,144.85</b>		
DTMA91G1600007 - Rehabilitation of "H" Wharf	\$0.00	\$10,000,000.00		
<b>GR882-18-01 - Owner's Agent Engineer Support Services</b>	<b>\$860,893.13</b>	<b>\$39,106.87</b>		
GR882-19-04 - Owner's Agent Engineer Support Services	\$41,684.02	\$1,558,315.98		
<b>Port Enterprise Fund - Port of Guam Construction Deficiencies and Equipment Purchases</b>	<b>\$1,872,676.00</b>	<b>\$971,854.00</b>		

The Port's Negotiation Team is currently in the final stages of working with the selected contractor on a negotiated CM services \$ amount for this project. After the completion of this task and having gone through legal review, the CM Contractor will assist the Port in the construction procurement process. Anticipated Completion Date: 03/2022

No Cost Extension through September 30, 2021 approved on May 12, 2020.

The current draw down amount is attributed to the GR882-19-04 grant award. Award Number GR882-20-06 MDA and Work Request are being processed.

As previously reported, Projects 1 through 4 have been completed.

Project 5 - Repaint Remaining CMU Wall (Exterior and Interior) - pending legal review, board approval, and subsequent contract execution

Project 6 - Acquisition of Additional Digital Cameras - pending procurement process

Project 7 - Upgrade Port's KANTECH Access Control and Web-Ready Security Management System - pending procurement process

Grant application submitted to Grants.gov. Awaiting review by EDA.

Notice of Award presented to the Port on August 27, 2020. NTP pending NEPA process.

MOU is subject to review and approval by BBMR, AG's Office, and the Governor.

Grant Program	Total Draw Down	Total Remaining Balance	PROUREMENT IFB/RFP/PO Number	Status
<b>Modernization</b>	<b>\$2,775,253.15</b>	<b>\$15,165,144.85</b>		
DTMA91G1600007 - Rehabilitation of "H" Wharf	\$0.00	\$10,000,000.00		
<b>GR882-18-01 - Owner's Agent Engineer Support Services</b>	<b>\$860,893.13</b>	<b>\$39,106.87</b>		
GR882-19-04 - Owner's Agent Engineer Support Services	\$41,684.02	\$1,558,315.98		
<b>Port Enterprise Fund - Port of Guam Construction Deficiencies and Equipment Purchases</b>	<b>\$1,872,676.00</b>	<b>\$971,854.00</b>		
Project 1 - IFB No. PAG-CIP-019-001 for \$139,449.00 awarded to American Builder LLC				
Project 2 - IFB No. PAG-CIP-019-002 for \$82,940.00 awarded to Highway Safety Services LLC				
Project 3 - PO No. 15449-OF for \$10,311 awarded to AB Mer Construction				
Project 4 - PO No. 15213-OS for \$1,639,976 awarded to Morrico Equipment LLC				
<b>EDA Disaster Supplemental Grant Program - Installation of Fuel Pipeline System for F1 Pier and Golf Pier Connectivity</b>	<b>\$0.00</b>	<b>\$2,355,543.00</b>		
D20AP00136 - Port Authority of Guam - Welding Shop	\$0.00	\$240,325.00		
<b>Marinas</b>	<b>\$49,902.40</b>	<b>\$1,159,341.20</b>		
F14AP00191 - Harbor of Refuge Moorage Repairs - Phase 2	\$56,484.60	\$14,765.40		

Grant Program	Total Draw Down	Total Remaining Balance	PROCUREMENT IEB/RFP/PO Number	Status
F16AP00261 - Harbor of Refuge Moorage Repairs - Phase 3	\$200,000.00	\$11,895.00		MOU is subject to review and approval by BBMR, AG's Office, and the Governor.
F17AP00486 - Harbor of Refuge Moorage Repairs - Phase 4	\$200,000.00	\$13,194.00		MOU is subject to review and approval by BBMR, AG's Office, and the Governor.
F19AP00334 - Harbor of Refuge Moorage Repairs - Phase 5	\$200,000.00	\$10,048.00		MOU is subject to review and approval by BBMR, AG's Office, and the Governor.
F19AF01199 - Guam Fisheries Development: Construction of Agat Marina's Dock B	\$512,759.00	\$0.00		MOU is subject to review and approval by BBMR, AG's Office, and the Governor.
F19AF01210 - Repair of Agat Marina's Boat Ramp Bumpers	\$40,000.00	\$0.00		MOU is subject to review and approval by BBMR, AG's Office, and the Governor.
<b>Port Security Grant Program</b>				
EMW-2016-PU-00523-501 - Acquisition & Installation of Additional Cameras at Strategic Port Facilities	\$1,785,628.00	\$879,909.46	PO No. 16208-OS for \$75,207.00 Pacific Unlimited Inc.	Project pending procurement process.
EMW-2016-PU-00523-501 - Upgrade & Refurbishment of Existing Damaged Security Light Poles at Strategic Port Locations	\$130,983.00	\$0.00	PO No. 16150-OF for \$314,450.00 to Murphy Enterprises Inc.	Project completed.
EMW-2017-PU-00177-501 - Maintenance and Sustainment Contract for Prime Power Generators	\$179,550.00	\$54,701.16		Project is ongoing.
EMW-2017-PU-00177-501 - Refurbishment and Hardening of Load Center Buildings Housing Prime Power Generators	\$384,469.00	\$306,948.80		Project is ongoing.
EMW-2017-PU-00177-501 - US Coast Guard Multi Agency National Association of State Boating Law Administrators (NASBLA) Training for Port Police	\$56,250.00	\$54,749.00		Project completed on August 2018. Further draw downs are the result of M&A.
EMW-2018-PU-00441-501 - IDEN Technology Redundant Interoperable Communications System Monthly Service	\$94,944.00	\$56,356.97		Monthly service is being provided by local company iConnect.
EMW-2018-PU-00441-501 - Maintenance and Sustainment Contract for FEMA-acquired AS&E ZBV Backscatter X-Ray Van	\$195,669.00	\$26,860.16	PO No. 16227-OF - American Signs and Engines 70,724.00.	Maintenance services ongoing, pending draw down.
EMW-2018-PU-00441-501 - Replacement CCTV System Existing Analog Cameras with Digital IP Cameras	\$160,867.00	\$23,881.37		Project pending procurement process.
EMW-2019-PU-00295-501 - Acquisition & Installation of Prime Power Generator & Components for Load Center 3	\$226,484.00	\$0.00		Specifications being reviewed by PAG working group.
Port Police	\$15,000.00	\$11,543.34		Final Closeout Report submitted October 23, 2020. The remaining balance will be returned to the Office of Highway Safety.
PT20-03-03PAG - Operation A'dai He Hao (Watch Out!)	\$15,000.00	\$11,543.34		
<b>Bond Funded Projects</b>				
New Administration Building	\$45,328,800.00	\$1,708,061.59		Of the six (6) original bond-funded projects, this was deemed as the lowest priority. Management has requested its OAE (through Task Order #10) to update the 2010 Admin Annex design and to incorporate a comprehensive conditional assessment Scope of the existing Admin. Bldg.
	\$10,445,000.00	\$0.00		35% design submitted on July 10, 2020. 65% delivered on September 2, 2020. NC Macario recently submitted a request for the 100% completion from its Oct. 16th deadline to Dec. 31, 2020 citing the companies adherence to COVID-19 restrictions. The request is under review. Anticipated Completion Date: 12/2022
Waterline Replacement and Relocation and EQMR Building and Warehouse 1 Repairs and Upgrades	\$11,628,800.00	\$356,156.03	RFP No. 2019-03	A&E Design completed; Construction Management services going through procurement process. Anticipated Completion Date: 09/2022
Golf Pier Repairs and Improvements	\$2,000,000.00	\$354,876.53	RFP No. 2019-02 - A&E design for \$484,000 awarded to NC Macario	



Grant Program	Total Draw Down	Total Remaining Balance	PROCUREMENT IFB/RFP/PO Number	Status
Rehabilitation of "H" Wharf (Port Share)	\$13,774,255.00	\$13,217,812.39	PO No. 16332-OF for Coral Relocation at \$482,700.00 to WSP awarded on February 18, 2020. RFP No. 2020-002 - Construction Management Services	The Port's Negotiation Team is currently in the final stages of working with the selected contractor on a negotiated CM services \$ amount for this project. After the completion of this task and having gone through legal review, the CM Contractor will assist the Port in the construction procurement process. Anticipated Completion Date: 03/2022
Other Priority Projects	\$7,480,745.00	\$7,040,158.58		1. Of the \$7.48 Million re-programmed bond funds, the Port's financial management system EnterpriseOne totals roughly \$2.1 M; the purchase order is still pending final signatures. 2. The initial task that the Port will address with regards to wharves service life extension is a comprehensive updated conditional assessment of FI to F6. 3. As part of Task Order 10 (existing OAE technical services support), the Port's TOS upgrade is going through its assessment process. TOS Cloud option also being explored. 4. The draw downs for October reflect charges for the Financial Management Migration.
<b>Grand Total</b>	<b>\$66,279,069.60</b>	<b>\$5,424,669.94</b>	<b>\$60,854,399.66</b>	



**PORT OF GUAM**  
*ATURIDAT I PUETTON GUAHAN*  
**Jose D. Leon Guerrero Commercial Port**  
1026 Cabras Highway, Suite 201, Piti, Guam 96925  
Telephone: 671-477-5931/35 Facsimile: 671-477-2689/4445  
Website: [www.portguam.com](http://www.portguam.com)



Lourdes A. Leon Guerrero  
Governor of Guam  
Joshua F. Tenorio  
Lieutenant Governor

October 23, 2020

## **FINANCE-YTD - September 2020**

Financial Highlights

Income Statement

Balance Sheet

Cargo Throughput

OT Comparison – Budget vs Actual

Crane Surcharge Revenue and Expense Summary

Accounts Receivable Aging Summary Report

Accounts Payable Summary

41

41

41

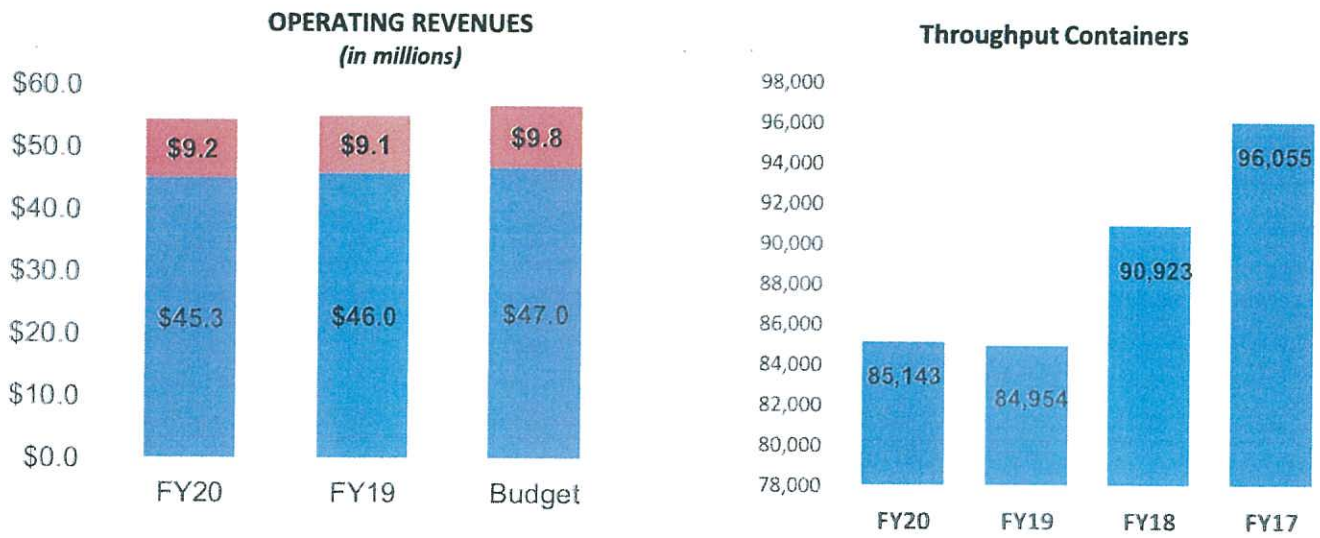
41

41



**Financial Highlights – YTD September FY2020**

**Operating Performance:**



**REVENUES AND CARGO THROUGHPUT:**

Total Operating Revenues as of September 2020 was \$54.5M, which consist of \$45.3M in cargo revenues and \$9.2M in Facilities, Leases, and Other Services.

FY20 YTD cargo revenues is 1.6% or \$733K lower than last year’s total (\$46.0M) and 3.7% or \$1.7M lower than Budget (\$47.0M).

FY20 YTD Facilities, Leases, and Other Services is 2.9% or \$264K higher than last year’s total (\$9.1M) and 4.0% or \$431K lower than budget (\$9.8M).

Overall Operating Revenues as of September 2020 is 3.8% or \$2.2M lower than Projected Revenues (\$56.8M) and 0.9% or \$469K lower than last year YTD September (\$46.7M).

Total number of containers handled as of September 2020 was 85,143, which is -1.3% or 956 containers lower as compared to last year September 2019 YTD total. The breakdown of the containers handled as of September is as follow:

Description	September			
	FY20	FY19	#VARIANCE	%VARIANCE
Local	67,028	67,761	-733	-1.1%
Stuff Transshipment	12,853	11,197	1,656	14.8%
Empty Transshipment	5,262	5,996	-734	-12.2%
<b>Total</b>	<b>85,143</b>	<b>84,954</b>	<b>189</b>	<b>0.2%</b>

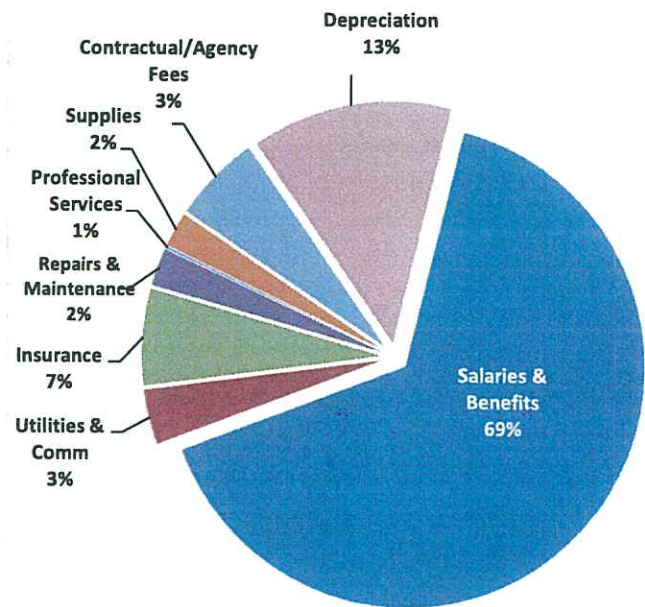
**OPERATING EXPENSES:**

Total Operating Expenses as of September 2020 was \$47.4M, which is 8% or \$4.2M lower than Budget (\$51.5M) and 1.5% or \$744K lower than last year’s total operating expenses (\$3.4M). FY20 operating expenses over a million are: Salaries - \$23.5M, Benefits & Other Personnel Costs - \$9.1M, General Insurance- \$3.1M, Utilities - \$1.2M and Depreciation \$6.3M. The following expense categories are lower than Budget: Salaries & Wages (-7.9%), Retirement Benefits(-11%), Professional Services (-77%), Repairs & Maintenance (-33%) and other miscellaneous expenses (-52%) that are less than FY20 Budget.

Total Operating Expenses  
(in millions)



OPERATING EXPENSES BREAKDOWN





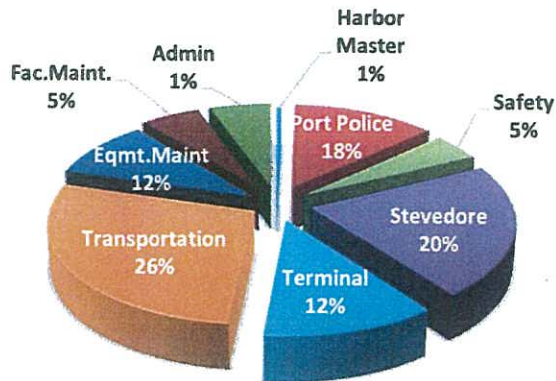
**OVERTIME EXPENSE AND DIRECT LABOR REVENUE:**

Total Overtime as of September was \$2.1M which is 20% higher than September Year to date budget (\$1.7M). Direct Labor Revenue as of September was \$3.4M, it is 1.2% or \$40K higher than budget. Direct Labor revenues are for services performed by the Port employees outside of the cargo throughput charges, special services and Nighttime/ Overtime and Holiday differentials.

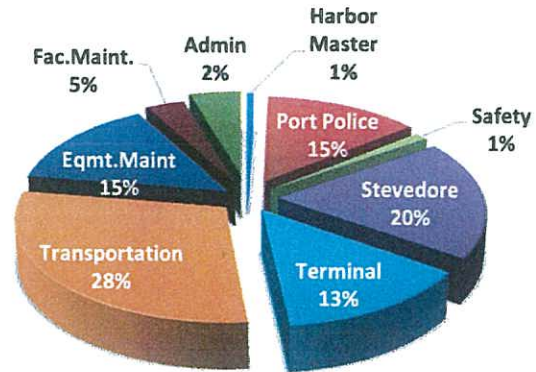
Below is the breakdown of overtime for each division/section for FY20, YTD Budget and Direct Labor as of **September 2020:**

Section	OT Actuals	OT Budget	DL Revenue
Harbor Master	12,092	5,950	0
Port Police	443,436	297,500	76,216
Safety	122,656	17,000	
Stevedore-Cargo Handling	390,816	280,500	854,135
-Rigger	10,056	12,750	1,146,858
Terminal	243,936	221,000	481,162
Transportation-Superintendent	96,021	89,250	
-Crane Operator	108,139	97,750	149,254
-Equipt Operator	318,396	297,500	647,261
-Dispatcher	28,152	25,500	
Maint.-Crane Maint.	100,791	102,000	
-Preventive Maint.	54,019	63,750	
-Fleet Maint.	32,349	38,250	
-Welders	66,482	42,500	
Facility Maint.-Building	13,971	16,150	1,802
-Janitorial	6,133	5,100	
-Elect./Refr.	83,446	76,500	42,692
Administration	0	0	
Finance	4,036	8,500	1,829
Human Resources	4,347	2,975	0
Engineering	1,589	17,000	0
Procurement	0	0	0
Information Technology	20,078	21,250	0
TOTAL	2,160,944	1,738,675	3,401,211

**FY20 OT**



**FY19 OT**



Year to date Operating Revenues minus the Year to date Operating Expenses resulted in an Operating Income of \$7.3M as of September 30, 2020.

Non-Operating Revenues and Expenses consist of the following: \$2.6M -Retirement contribution for COLA, Supplemental and Medical/Dental/Life Insurance expenses, \$634K - Interest Income, \$2.9M – Interest Expense, \$2.9M- Federal Reimbursements, \$438K – Federal expenses and \$444K-other expenses. The net total of non-operating expenses and revenues as of September is a negative \$2.8M.

The Total Net Income as of September is \$4.4M. The Fiscal Year 2020 Net Income is 25.7% or \$905K higher than FY 2019 and 33% or \$2.2M lower than FY2020 Budget of \$6.7M.

**Crane Surcharge Revenue and Expense Summary**

The total crane surcharge revenue for Fiscal Year 2020 is \$5.2M, while the direct expenses applied to the crane surcharge is \$4.3M. This results to a net income of \$905K.

**Accounts Receivable Trade (net)** as of September 30, 2020 was \$5.8M.

Aging Status is a follows: 85.9% - Current, 1.5% - over 30 days, 1.5% - over 60 days, 0.9% - over 90 days and 10.2% - over 120 days.

**Accounts Payable Trade** as of September 30, 2020 is \$1.2 which is 99% higher than last year’s ending balance of \$651K.



Port Authority of Guam  
Income Statement  
With Budget Comparison (Unaudited)  
12 Month Ending 09/30/20

Current Month Actual	% Chng	Last Year Actual	% Chng	Budget	% Chng	Year to Date		Last Year to Date		% Chng	Budget	% Chng
						Actual	%	Actual	%			
OPERATING REVENUES												
CARGO THROUGHPUT REVENUES												
1,918,972	38.7%	1,481,797	37.5%	1,689,271	13.6%	19,883,985	36.4%	20,022,693	36.3%	20,271,252	-1.9%	
195,812	3.9%	178,077	4.5%	202,567	-3.3%	2,501,243	4.6%	2,371,442	4.3%	2,430,804	2.9%	
102,192	2.1%	60,651	1.5%	152,874	-33.2%	1,123,562	2.1%	1,660,708	3.0%	1,834,488	-38.8%	
600	0.0%	1,221	0.0%	1,627	-63.1%	20,518	0.0%	17,411	0.0%	19,524	5.1%	
12,402	0.3%	14,217	0.4%	48,323	-74.3%	299,715	0.5%	561,503	1.0%	579,876	-48.3%	
6,386	0.1%	6,323	0.2%	9,059	-29.5%	70,886	0.1%	144,579	0.3%	108,708	-34.8%	
3,175	0.1%	769	0.0%	7,636	-58.4%	42,366	0.1%	76,567	0.1%	91,632	-53.8%	
317	0.0%	167	0.0%	778	-59.3%	3,707	0.0%	8,049	0.0%	9,336	-60.3%	
19,275	0.4%	15,686	0.4%	12,550	53.6%	175,983	0.3%	161,112	0.3%	150,600	16.9%	
2,259,130	45.5%	1,758,907	44.5%	2,124,685	6.3%	24,121,964	44.1%	25,024,064	45.4%	25,496,220	-5.4%	
CARGO THROUGHPUT REVENUES												
OTHER CARGO RELATED REVENUES												
222,532	0.0%		0.0%		0.0%		0.0%		0.0%		0.0%	
46,706	4.5%	128,731	0.0%	176,322	26.2%	2,306,313	4.2%	2,037,001	3.7%	2,115,864	9.0%	
85	0.0%	23,234	3.3%	29,762	56.9%	279,636	0.5%	325,505	0.6%	357,144	-21.7%	
7,103	0.1%	168	0.0%	320	-73.5%	1,945	0.0%	3,270	0.0%	3,840	-49.3%	
11,599	0.2%	3,295	0.1%	4,095	73.5%	49,372	0.1%	48,147	0.1%	49,140	0.5%	
281,366	5.7%	9,741	0.2%	11,109	4.4%	139,606	0.3%	130,389	0.2%	133,308	4.7%	
23,377	0.5%	245,862	6.2%	280,034	0.5%	3,400,998	6.2%	3,175,332	5.8%	3,360,408	1.2%	
29,463	0.6%	36,397	0.9%	23,548	-0.7%	284,066	0.5%	283,309	0.5%	282,576	0.5%	
525,259	10.6%	38,390	1.0%	46,237	-36.3%	5,639,175	10.3%	5,771,409	10.5%	5,932,080	-4.9%	
65,448	1.3%	397,019	10.0%	494,340	6.3%	690,807	1.3%	689,487	1.3%	705,986	-2.1%	
18,204	0.4%	48,148	1.2%	58,783	11.3%	214,579	0.4%	220,366	0.4%	223,932	-4.2%	
162,005	3.3%	16,800	0.4%	18,661	-2.4%	1,816,165	3.3%	1,840,013	3.3%	1,878,744	-3.3%	
557,409	11.2%	121,818	3.1%	156,562	3.5%	5,811,219	10.6%	5,874,773	10.7%	5,928,720	-2.0%	
1,950,576	39.3%	1,486,441	37.6%	1,793,833	8.7%	21,148,899	38.7%	20,979,580	38.1%	21,525,996	-1.8%	
4,209,706	84.9%	3,245,349	82.1%	3,918,518	7.4%	45,270,862	82.8%	46,003,644	83.4%	47,022,216	-3.7%	





Port Authority of Guam  
Income Statement  
With Budget Comparison (Unaudited)  
12 Month Ending 09/30/20

Current Month Actual	%	Last Year Actual	%	Budget	% Chng	Year to Date		Last Year to Date		Budget	% Chng	
						Actual	%	Actual	%			
INDIRECT COSTS												
General & Administrative Expenses												
1,970,185	39.7%	1,609,968	40.7%	2,126,151	-7.3%	23,499,915	43.0%	20,317,283	36.9%	25,513,812	15.7%	
158,821	3.2%	123,168	3.1%	137,823	15.2%	1,672,204	3.1%	1,494,996	2.7%	1,653,876	11.9%	
496,552	10.0%	757,701	19.2%	524,613	-5.3%	5,601,758	10.2%	5,600,352	10.2%	6,295,356	0.0%	
347,678	7.0%	94,771	2.4%	4,167	8243.6%	1,835,049	3.4%	1,552,891	2.8%	50,004	18.2%	
-	0.0%	1,895	0.0%	6,667	-100.0%	11,188	0.0%	11,641	0.0%	80,004	-3.9%	
19,613	0.4%	6,936	0.2%	26,550	-26.1%	143,919	0.3%	142,511	0.3%	318,600	1.0%	
-	0.0%	-	0.0%	-	-	-	0.0%	-	0.0%	-	0.0%	
85,721	1.7%	119,057	3.0%	142,167	-39.7%	1,262,199	2.3%	1,489,646	2.7%	1,706,004	-15.3%	
279,068	5.6%	197,682	5.0%	261,500	6.7%	3,130,414	5.7%	2,648,350	4.8%	3,138,000	18.2%	
-	0.0%	-	0.0%	-	0.0%	-	0.0%	29,000	0.1%	-	0.0%	
83,347	1.7%	92,519	2.3%	59,175	59.7%	424,091	0.8%	555,842	1.0%	710,100	-23.7%	
-	0.0%	-	0.0%	-	-	-	0.0%	-	0.0%	-	0.0%	
28,840	0.6%	50,903	1.3%	32,221	-10.5%	173,266	0.3%	171,949	0.3%	386,652	0.8%	
15,810	0.3%	29,574	0.7%	32,221	-50.9%	178,244	0.3%	285,190	0.5%	386,652	-37.5%	
6,991	0.1%	26,628	0.7%	32,221	-78.3%	171,465	0.3%	240,456	0.4%	386,652	-28.7%	
525,119	10.6%	523,883	13.2%	484,167	8.5%	6,359,084	11.6%	6,765,726	12.3%	5,810,004	-6.0%	
52,040	1.0%	30,911	0.8%	3,083	1588.0%	52,040	0.1%	39,333	0.1%	36,996	32.3%	
101,564	2.0%	134,535	3.4%	100,246	1.3%	916,818	1.7%	920,175	1.7%	1,202,952	-0.4%	
6,515	0.1%	3,102,723	78.5%	19,543	-66.7%	111,562	0.2%	3,180,496	5.8%	234,516	-96.5%	
-	0.0%	-	0.0%	-	-	-	0.0%	-	0.0%	-	0.0%	
60,120	1.2%	13,339	0.3%	61,154	-1.7%	789,927	1.4%	756,768	1.4%	733,848	4.4%	
22,458	0.5%	107,405	2.7%	170,378	-86.8%	471,128	0.9%	1,252,775	2.3%	2,044,536	-62.4%	
-	0.0%	6,390	0.2%	4,605	-100.0%	13,650	0.0%	15,975	0.0%	55,260	-75.3%	
73,207	1.5%	23,870	0.6%	54,131	35.2%	266,057	0.5%	228,737	0.4%	649,572	16.3%	
-	0.0%	-	0.0%	-	-	-	0.0%	-	0.0%	-	0.0%	
(750)	0.0%	20,055	0.5%	15,761	-104.8%	127,868	0.2%	194,386	0.4%	189,132	-34.2%	
-	0.0%	-	0.0%	-	-	-	0.0%	-	0.0%	-	0.0%	
-	0.0%	-	0.0%	-	-	136,988	0.3%	223,562	0.4%	-	0.0%	
-	0.0%	-	0.0%	-	-	24,754	0.0%	-	0.0%	-	0.0%	
-	0.0%	-	0.0%	-	-	-	0.0%	-	0.0%	-	0.0%	
4,332,899	87.4%	7,073,912	178.9%	4,298,544	0.8%	47,373,588	86.7%	48,118,042	87.3%	51,582,528	-1.5%	
											-8.2%	





	Amount Current	Amount Last Month End	Amount Last Year End	Change This Month	Change This Year
<b>Total Assets</b>					
Current Assets					
Cash on Hand	3,000.00	3,000.00	2,000.00		1,000.00
Petty Cash Fund	100.00	100.00	100.00		
Cashier Change Fund					
Cash on Hand	3,100.00	3,100.00	2,100.00		1,000.00
Incentive Award Fund					
First Hawaiian Bank-Incentive					
Incentive Award Fund					
Cash in Bank					
First Hawaiian Bank	51,168,641.55	49,842,557.47	56,400,070.20	1,326,084.08	5,231,428.65
Bank of Guam					
Bank of Hawaii	2,074,940.12	1,236,537.41	1,246,032.56	838,402.71	828,907.56
Citizen Security Bank					
Cash in Bank	53,243,581.67	51,079,094.88	57,646,102.76	2,164,486.79	4,402,521.09
Cash in Bank-Trust					
Bank of Hawaii	18,048,360.83	20,847,267.23	20,383,738.65	2,798,906.40	2,335,377.82
BOG-Current Unrestricted	1,438,102.13	1,065,471.23	3,481,522.54	3,372,630.90	2,043,420.41
BOG-Current Restricted					
Cash in Bank-Trust	19,486,462.96	21,912,738.46	23,865,261.19	2,426,275.50	4,378,798.23
Short Term Investments					
Bank of Guam	16,909,448.90	15,330,712.65	8,030,204.37	1,578,736.25	8,879,244.53
Citizen's Security Bank					
First Hawaiian Bank					
BankPacific					
Citibank					
Bank of Hawaii					
Oceanic Bank					
Gov Guam Employees Fed CU					
Short Term Investments	16,909,448.90	15,330,712.65	8,030,204.37	1,578,736.25	8,879,244.53
Account Receivable-Trade (Net)					
Accounts Receivable-Trade	5,895,433.36	4,839,931.78	4,268,264.27	1,056,501.58	1,628,169.09
Allow for Uncollectible Acct.	248,200.09	248,200.09	249,427.33		1,227.24
A/R-Clearing Account					
Account Receivable-Trade (Net)	5,648,233.27	4,591,731.69	4,018,836.94	1,056,501.58	1,629,396.33
Accounts Receivable-Other					
Accounts Receivable-DOA					
Accounts Receivable-Employee	215.83	215.83	215.83		
Accounts Rec.: Federal Reimb.	224,280.80	224,280.80			224,280.80
Accounts Receivable-EMWA Reimb					
Accounts Receivable-Geda/Casam					
Accounts Receivable-Other/Procee	113,775.60	113,775.60	743,944.14		630,168.54

	Amount Current	Amount Last Month End	Amount Last Year End	Change This Month	Change This Year
Accounts Receivable-Other	110,289.37-	110,289.37-	744,159.97		854,449.34-
Marina Receivables					
Accounts Receivable-Agat Marin	35,908.62	28,575.27	14,197.62	7,233.35	21,711.00
Accounts Receivable-GDP Marina	3,706.24	5,703.75	1,530.82	2,073.42	2,073.42
Accounts Receivable-Harbor Of	2,895.00	5,600.00	1,305.00	1,295.00	5,590.00
Marina Receivables	46,507.86	37,979.06	17,133.44	8,528.80	29,374.42
Interest Receivables					
Bank Of Guam			127,444.70		127,444.70-
Bank Of Hawaii					
BankPacific					
CitiBank					
Citizens Security Bank					
First Hawaiian Bank					
GovGuam Emp.Fed.Credit Union					
Oceanic Bank					
Other					
Interest Receivables			127,444.70		127,444.70-
Prepaid Expenses					
Prepaid Exp-Bond			11,250.00		11,250.00-
Prepaid Insurance	6,664.65	247,503.55	26,883.87	247,503.55-	20,219.22-
Prepaid Expenses	6,664.65	112,408.12	26,883.87	105,743.47-	31,469.22-
Prepaid Expenses		359,911.67	38,133.87	353,247.02-	
Deferred Expenses					
Deferred Geda Addendum L/Lease	191.84			191.84	191.84
Credit Note Reimbursement	191.84			191.84	191.84
Deferred Expenses					
Current Assets	95,233,901.78	93,204,979.04	94,489,377.24	2,028,922.74	744,524.54
Non Current Assets					
Long Term Receivable					
Long Term Receivable-DOA	2,258,190.48	2,258,190.48	2,258,190.48		
Long Term Receivable-Geda	1,490,449.90	1,490,449.90	1,490,449.90		
Allow for Uncollectible Lt A/R	3,748,640.38-	3,748,640.38-	3,748,640.38-		
Long Term Receivable					
Revenue Bond Reserves					
Revenue Bond Reserves	4,843,867.73	4,887,824.32	4,248,821.67	56,043.41	695,046.06
Reserve w/Trustee-Unrestricted	15,890,711.67	15,890,711.67	15,890,711.67		
Reserve w/Trustee-Restricted	20,834,579.40	20,778,535.99	20,139,533.34	56,043.41	695,046.06
Revenue Bond Reserves					
Cash Reserves					
Crane Reserve w/Trustee-Unres.	4,238,361.39	4,196,218.86	3,707,848.86	42,142.53	530,512.53
FMF w/Trustee-Unres.					



	Amount Current	Amount Last Month End	Amount Last Year End	Change This Month	Change This Year
Cash Reserves	4,238,361.39	4,196,218.86	3,707,848.86	42,142.53	530,512.53
Inventory-A/C	11,220.00	11,220.00	8,690.00		2,530.00
Inventory-Computer	59,251.64	59,251.64	59,251.64		358.28
Gas, Oil and Diesel Inventory	358.28	68.83	99,952.66	289.46	
Inventory-Parts	99,952.66	99,952.66	488,017.01		94,467.86
Supplies Inventory	582,484.87	549,927.67	1,721.09	32,657.20	
Contra-Asset Inventory Adj.	1,721.09	85,273.36	85,273.36	52,284.81	
Allowance for Obsolescence	137,558.17				52,284.81
Inventory for Survey					
Inventory	613,988.20	633,326.35	568,916.87	19,338.15	45,071.33
Work In Progress					
Const Work in Progr-Local	847,384.26	423,978.47	42,373.25	423,405.79	805,011.01
Const Work in Progr-Federal	3,818,635.41	3,664,923.13	3,473,829.13	153,712.28	344,806.28
Const Work in Progr-FMF					
Const Work in Progr-BOND					
Work In Progress	1,977,365.96	1,505,520.45		471,845.51	1,977,365.96
Non Current Assets	6,643,385.63	5,594,422.05	3,516,202.38	1,048,963.58	3,127,183.25
Property, Plant & Equipment	32,330,314.62	31,202,503.25	27,932,501.45	1,127,811.37	4,397,813.17
Land					
Land-Cabras	3,563,000.00	3,563,000.00	3,563,000.00		
Land	3,563,000.00	3,563,000.00	3,563,000.00		
Buildings	15,732,648.10	15,732,648.10	15,732,648.10		
Buildings-Original	129,427,625.87	129,427,625.87	129,416,110.97		11,514.90
Buildings-Substation Shelters					
Buildings-Wharf Improvements					
Canopy Structures	145,160,273.97	145,160,273.97	145,148,759.07		11,514.90
Buildings	15,732,648.10	15,732,648.10	15,252,340.69	1,984.85	23,818.20
Accumulated Depreciation-Build	40,456,617.27	40,152,764.67	36,810,416.70	303,852.60	3,646,200.57
AccDeprec-Buildings-Original	55,732,776.16	55,426,938.71	52,062,757.39	305,837.45	3,670,018.77
AccDeprec-Buildings-Sub Shelter					
AccDeprec-Buildings-Wharf Impr					
AccDeprec-Canopy Structures					
Furnishings & Equipment	532,830.08	532,830.08	532,830.08		
Air Tools	6,175,034.34	6,175,034.34	6,110,322.34		64,712.00
Communications Equip	1,043,864.19	1,049,864.19	1,200,357.91		1,123,179.28
Computer Equip	1,272,548.00	1,272,548.00	1,821,145.00		548,597.00
Crane Equip					
Furnishings & Office Equip	1,229,056.25	1,229,056.25	1,229,056.25		
Forklift Equip					
Gantry 3 Relocation Cost					
Generator Sets					

	Amount Current	Last Month End	Last Year End	Change This Month	Change This Year
Hand Tools	14,832.85	14,832.85	14,832.85		
Lead & Unload Equip	1,642,828.00	1,642,828.00	1,639,976.00		1,639,976.00
Mowing Equip	6,999.00	6,999.00	6,999.00		
Other Equip	2,050,203.00	2,050,203.00	2,021,159.75		29,033.25
Power Tools	30,096.56	30,096.56	28,546.56		1,450.00
Safety Equip	39,427.95	39,427.95	39,427.95		
Shop Equip	394,111.95	386,465.25	363,470.81	7,646.70	30,841.14
Tractors	2,955,216.97	2,955,216.97	2,970,216.97		15,000.00
Vehicles & Motor Equip	1,217,514.69	1,217,514.69	2,133,202.69		915,688.00
Furnishings & Equipment	35,820,514.64	35,812,867.94	34,401,015.07	7,646.70	1,419,499.57
Accumulated Depreciation-Furni					
AccDeprec-Alr Tools	513,409.10	512,660.20	504,422.30		8,986.80
AccDeprec-Communications Eqt.	2,128,258.14	2,388,943.68	1,951,897.80	748.90	477,440.34
AccDeprec-Computer Equip	9,910,375.62	9,082,763.12	8,060,935.39	39,992.46	477,440.34
AccDeprec-Crunching Equip	540,588.30	533,677.02	979,643.94	92,762.61	1,119,569.56
AccDeprec-Forklift Equip				9,111.28	439,261.64
AccAmort-Gantry 3 Re-Location C					
AccDeprec-Generator Sets	452,430.41	445,102.32	371,992.63	6,328.09	80,437.79
AccDeprec-Hand Tools	137,971.95	134,283.72	11,032.91	13,690.23	2,013.58
AccDeprec-Load & Unload Equip	6,999.00	6,999.00	6,999.00		
AccDeprec-Mowing Equip	1,403,822.65	1,383,332.73	1,231,970.49	14,489.92	171,855.90
AccDeprec-Other Equip	17,809.52	17,414.70	14,068.00	265.28	3,617.98
AccDeprec-Power Tools	231,439.34	17,340.14	12,476.90	463.38	5,617.52
AccDeprec-Safety Equip	1,882,208.33	229,164.30	206,550.59	2,275.04	24,888.78
AccDeprec-Shop Equip	1,879,145.84	1,867,708.17	1,680,056.23	11,886.33	262,153.11
AccDeprec-Tractors			1,708,606.40		839,460.56
AccDeprec-Vehicles & Motor Equ					
Accumulated Depreciation-Furni	18,618,091.61	18,398,810.37	17,512,061.37	219,281.24	1,106,030.24
Capital Leases					
Capital Leases					
Capital Leases					
Accumulated Amortization-Capit					
AccAmort-Capital Leases					
Accumulated Amortization-Capit					
Deferred Long Term Asset Cost					
Def. Cost-2018 Bond COI					
Deferred Long Term Asset Cost					
Pension-Deferred Outflows Res	6,089,779.00	6,089,779.00	6,089,779.00		
Pension-Deferred Outflow Res	8,188,307.00	8,188,307.00	8,188,307.00		
Pension-Deferred Outflow OPEB					
Pension-Deferred Outflows Res	14,278,086.00	14,278,086.00	14,278,086.00		
Property, Plant & Equipment	124,471,006.84	124,988,478.83	127,816,041.38	517,471.99	3,345,034.54



	Amount Current	Last Month End	Last Year End	Change This Month	Change This Year
<b>Total Assets</b>	252,035,223.24	249,395,961.12	250,237,920.07	2,639,262.12	1,797,303.17
<b>Total Liabilities &amp; Capital</b>					
<b>Current Liabilities</b>					
Accounts Payable					
Accounts Payable Custom					
Accounts Payable GSA	223,727.79	46,936.33	171,739.29	176,791.46	51,988.50
Accounts Payable Others	1,298,659.50	184,276.89	650,988.12	1,114,382.61	647,671.38
Accounts Payable Trade		42,394.86		42,394.86	
Received Not Vouchered					
<b>Accounts Payable</b>	1,522,387.29	188,818.36	822,727.41	1,333,568.93	699,659.88
Current Loan/Bond Payable					
CU ANZ (USDA) 12M Loan Payabl					
CU ANZ (USDA) 12M Loan Payabl					
CU BOG 10M SLE Loan Payable					
CU BOG 2M USDA Direct Loan					
CU Bond Payable	1,599,990.00	1,599,990.00	1,632,680.00		59,310.00
CU Bond Payable-Crane	337,705.00	337,705.00	326,060.00		15,645.00
CU Bond Payable-FMF	436,305.00	436,305.00	421,260.00		15,045.00
<b>Current Loan/Bond Payable</b>	2,465,000.00	2,465,000.00	2,380,000.00		85,000.00
<b>Due to Public Utilities</b>					
Due to GPA					
Due to GTA					
Due to GWA					
<b>Due to Public Utilities</b>					
<b>Accrued Interest Payable</b>					
Accrued Interest Payable	624,174.43	370,224.93	843,096.14	253,949.50	218,921.71
<b>Accrued Interest Payable</b>	624,174.43	370,224.93	843,096.14	253,949.50	218,921.71
<b>Deferred Revenues</b>					
Deferred Revenues-DOD Moderniz	61,769.01	61,769.01	61,769.01		82,702.50
Deferred Revenues-GEDA	331,608.76	105,718.75	248,906.26	5,994.21	4,277.88
Deferred Revenues-Lesases	5,794.21	10,742.09	10,742.09	1,999.40	1,274.06
Deferred Revenues-Marinars	1,999.40	3,273.46	3,273.46		
<b>Deferred Revenues</b>	277,633.36	43,949.74	201,152.80	233,683.62	76,480.56
<b>Accrued Expenses</b>					
Accrued Payroll	1,272,831.29	1,039,789.09	899,599.25	233,042.20	373,232.04
Accrued Vacation Pay-Current	1,056,099.62	1,370,731.69	826,314.63	314,632.03	229,785.03
Accrued Vacation Pay					
Accrued Earthquake Cost					
Accrued Cola/Supplemental					
Accrued Typhoon Cost					

	Amount Current	Amount Last Month End	Amount Last Year End	Change This Month	Change This Year
Accrued Medicare Tax					
Accrued Federal Grant					
Employee Insurance Payables	20,162.99	20,162.99	20,297.66		134.67-
Employee Deductions Payable	492,280.77	380,203.03	356,996.05	112,077.74	135,284.72
Withholding Tax Payable					
Credit Union					
Accrued Miscellaneous Deductio					
Accrued Deferability Ins	9,546.45	9,546.45			9,546.45
Retirement Contributions					
Deferred Compensation Plan Pay					
Deferred Supplemental Plan					
Accrued Expenses	2,850,921.16	2,820,433.25	2,103,207.59	30,487.91	747,713.57
Security Deposits					
Security Deposits - Space Leas	85,660.68	85,472.52	85,831.20	188.16	170.52-
Security Deposits - Marinas	36,474.32	36,153.32	33,327.82	321.00	3,146.50
Security Deposits	122,135.00	121,625.84	119,159.02	509.16	2,975.98
Capital Lease Obligations- Cur					
Captl Lease Obligations-Curren					
Capital Lease Obligations- Cur					
Other Current Liabilities					
Reserve Shortage/Property Dama					
Lease Payable - GEDA					
Other Current Liabilities					
Current Liabilities	7,862,251.24	6,010,052.12	6,469,342.96	1,852,199.12	1,392,908.28
Non Current Liabilities					
Long Term Accrued Expenses					
Unfunded Retirement Contributi	54,652,898.00	54,652,898.00	54,652,898.00		
Other Post Employment Benefit Liabil	84,786,658.39	84,786,658.39	84,786,658.39		
Accrued Vacation Pay-Long Term	1,018,710.14	1,018,710.14	1,018,710.14		
Accrued Sick Lvs(DC)-Long Term	1,543,918.97	1,086,660.02	1,086,660.02	457,258.95	4,095.50-
Contingent Liability	1,511,726.61	1,511,726.61	2,289,323.12	457,258.95	1,777,596.51-
Long Term Accrued Expenses	142,509,817.61	142,056,653.16	143,834,249.67	453,164.45	1,324,432.06-
Pension-Deferred Inflow of Res					
Pension-Deferred Inflow of Res	2,787,692.00	2,787,692.00	2,787,692.00		
Pension-Deferred Inflow OPEB	7,265,551.18	7,265,551.18	7,265,551.18		
Pension-Deferred Inflow of Res	10,053,243.18	10,053,243.18	10,053,243.18		
Capital Lease Obligations					
Capital Lease Obligations					
Capital Lease Obligations					
Long Term Loan Payables					



	Amount Current	Amount Last Month End	Amount Last Year End	Change This Month	Change This Year
LT-ANZ (USDA) Loan Payable 3.5					
LT-ANZ (USDA) Loan Payable 1.2M					
LT-BOG SLE Loan Payable 10M					
LT-BOG \$2M USDA Direct Loan					
<b>Long Term Loan Payables</b>					
Long Term Bond Payables					
LT-2018 BOND Crane	8,943,360.00	8,943,360.00	9,281,065.00		337,705.00
LT-2018 BOND Payable-FMF	11,554,560.00	11,554,560.00	11,590,000.00		436,305.00
LT-2018 BOND Payable	44,782,080.00	44,782,080.00	46,473,070.00		1,690,990.00
LT-2018 BOND Cost of Issuance					
LT-2018 BOND Premium	4,836,435.75	4,856,404.08	5,076,055.75	19,968.33	239,620.00
Long Term Bond Payables	70,116,435.75	70,136,404.08	72,821,055.75	19,968.33	2,704,620.00
Non Current Liabilities	222,679,496.54	222,246,300.42	226,708,548.60	433,196.12	4,029,052.06
Capital Contributions & Equity					
Contributions-Local Government	3,563,000.00	3,563,000.00	3,563,000.00		
Contributions-Land	483,688.19	483,688.19	483,688.19		
Contributions-Property & Equip	13,413,670.45	13,413,670.45	13,413,670.45		
Contributions-General Fund	100,000.00	100,000.00	100,000.00		
Contributions-GEPA	7,000.00	7,000.00	7,000.00		
Contributions-PAG (Portion of					
Contributions-Local Government	17,567,358.64	17,567,358.64	17,567,358.64		
Contributions-Federal Governme					
Contributions-U.S. Govt Rehab	10,321,126.26	10,321,126.26	10,321,126.26		
Contributions-Economic Develop	1,492,676.57	1,492,676.57	1,492,676.57		
Contributions-U.S. Department	6,508,875.60	6,508,875.60	6,508,875.60		
Contributions-U.S. Govt-Fema	53,763.30	53,763.30	53,763.30		
Contributions-Federal Governme	18,376,441.73	18,376,441.73	18,376,441.73		
Accumulated Earnings					
Accumulated Earnings	112,787,921.51	112,787,921.51	112,787,921.51		
Accumulated Earnings (Deficit)	93,904,144.65	93,904,144.65	93,904,144.65		
Accumulated Earnings	18,883,776.86	18,883,776.86	18,883,776.86		
Net Earnings (Loss)	4,433,451.95	4,079,585.07	5.00	353,866.88	4,433,446.95
Capital Contributions & Equity	21,493,475.46	21,139,608.58	17,060,028.51	353,866.88	4,433,446.95
Total Liabilities & Capital	252,035,223.24	249,395,961.12	250,237,920.07	2,639,262.12	1,797,303.17

PORT AUTHORITY OF GUAM  
CARGO THROUGHPUT DATA REPORT  
As of September 30, 2020

YTD CONTAINER CARGOS (count)

Description	September			%VARIANCE
	FY20	FY19	#VARIANCE	
Local	67,028	67,761	-733	-1.1%
Stuff Transshipment	12,853	11,197	1,656	14.8%
Empty Transshipment	5,262	5,996	-734	-12.2%
<b>Total</b>	<b>85,143</b>	<b>84,954</b>	<b>189</b>	<b>0.2%</b>

YTD NON-CONTAINERIZED/BREAKBULK CARGOS (tonnage)

Description	September			%VARIANCE
	FY20	FY19	#VARIANCE	
Domestic	7,877	40,214	-32337	-80.4%
Foreign	82,504	96,374	-13870	-14.4%
Total	90,381	136,588	-46207	-33.8%

YTD CONTAINERIZED CARGOS (tonnage)

Description	September			%VARIANCE
	FY20	FY19	#VARIANCE	
Domestic	743,918	767,307	-23389	-3.0%
Foreign	235,386	237,386	-2000	-0.8%
Total	979,304	1,004,693	-25389	-2.5%
<b>TOTAL TONNAGE</b>	<b>1,069,685</b>	<b>1,141,281</b>	<b>(71,596)</b>	<b>-6.3%</b>



PORT AUTHORITY OF GUAM  
OVERTIME COMPARISON - ACTUAL VS BUDGET  
AS OF SEPTEMBER 30, 2020

Department	Monthly Comparison						YTD Comparison				
	September	August	\$ Variance	% Variance	Budget	\$ Variance	% Variance	YTD Actual	YTD Budget	\$ Variance	% Variance
Stevedoring											
Cargo Handling	17,823	18,885	-1,062	-6%	23,375	5,552	29.4%	390,816	280,500	110,316	39.3%
Rigging	415	1562	-1,147	-73%	1,063	648	41.5%	10,056	12,750	-2,694	-21.1%
Terminal	19,491	15065	4,426	29%	18,417	-1,074	-7.1%	243,936	221,000	22,936	10.4%
Transportation											
Superintendent	6,666	6639	27	0%	7,438	772	11.6%	96,021	89,250	6,771	7.6%
Crane Operators	6,653	5825	828	14%	8,146	1,493	25.6%	108,139	97,750	10,389	10.6%
Equipment Operators	20,890	16346	4,544	28%	24,792	3,902	23.9%	318,396	297,500	20,896	7.0%
Dispatcher	1,503	2526	-1,023	-40%	2,125	622	24.6%	28,152	25,500	2,652	10.4%
Maintenance											
Crane Maintenance	8,837	7803	1,034	13%	8,500	-337	-4.3%	100,791	102,000	-1,209	-1.2%
Facility Maintenance											
Electrical/Refrigeration	6,998	5742	1,256	22%	6,375	-623	-10.8%	83,446	76,500	6,946	9.1%
	<b>89,276</b>	<b>80,393</b>	<b>8,883</b>	<b>11%</b>	<b>100,229</b>	<b>10,953</b>	<b>13.6%</b>	<b>1,379,753</b>	<b>1,202,750</b>	<b>177,003</b>	<b>14.7%</b>





# PORT AUTHORITY OF GUAM

AGING AS OF 09/30/2020

\*Updated Statement of Accounts were mailed to all Space/Marina Tenants.

Acct#	Name	Open	Current	31 - 60	61 - 90	91 - 120	Over 120	Amount	Date	Remarks
15388	Guam Industrial Serv. Inc.	\$ 421,038.84	\$ 2,487.21	\$ 13,030.10	\$ 11,760.00	\$ 12,989.13	\$ 380,772.40	\$ 12,959.82	10/16/2020	Management will not pursue with MOU. Contacted Selinas Ashland to follow up on status of payment. She stated they are working with management to approve a payment arrangement. SOA emailed to Selina. Late Notice sent out. Letter for Interest charges mailed out. (No Interest for Invoices prior to 08/19/20)
7376	Matson Navigation Inc.	\$ 2,557,668.77	\$ 2,397,916.52	\$ 99,980.26	\$ 1,528.22	\$ 11,017.94	\$ 107,225.83	\$ 1,530.89	10/22/2020	Rolly advised to apply ALL overpayments to past due Interest Invoices. As per email dated 10/20, \$68k of invoices are in progress for processing/approval and will be paid on or before 11/04. \$14k disputed, reviewing for possible Credit Memo.
7384	Marianas Steamship Agency	\$ 308,025.94	\$ 268,721.36	\$ 975.50			\$ 38,329.08	\$ 7,206.23	10/19/2020	Invoice #78364 ongoing dispute, claims Guam Shipyard is responsible.
13121	Tidewater Distributors Inc	\$ 27,130.91	\$ 223.02	\$ 5,386.71	\$ 5,386.71	\$ 5,386.71	\$ 10,747.76	\$ 5,412.37	4/3/2020	Space Tenant SOA mailed out 09/22/20
15000	Atlantis Guam	\$ 18,160.91	\$ (184.69)	\$ 3,057.60	\$ 3,057.60	\$ 3,057.60	\$ 9,172.80	\$ 3,057.60	10/9/2020	Space Tenant SOA mailed out 09/22/20
11762	Aqua World, Inc.	\$ 16,170.72	\$ (29.28)	\$ 2,700.00	\$ 2,700.00	\$ 2,700.00	\$ 8,100.00	\$ 2,700.00	3/9/2020	Space Tenant SOA mailed out 09/22/20
14482	Quinata, John M.	\$ 6,295.00	\$ 260.00	\$ 260.00		\$ 260.00	\$ 5,515.00	\$ 260.00	9/6/2019	Account with Small Claims, Hearing cancelled due to COVID. Awaiting new dates.
15953	Guam Homeland Security	\$ 4,800.00				\$ 4,800.00	\$ 4,800.00			Will follow up with POC Ken Castro,
15475	Tropical Island Marine Spo	\$ 8,586.60	\$ 564.42	\$ 1,207.86	\$ 1,015.14	\$ 1,232.64	\$ 4,586.54	\$ 2,001.94	3/3/2020	Space Tenant SOA mailed out 09/22/20
15811	Ride the Ducks, LLC	\$ 7,592.26	\$ (0.02)	\$ 1,265.38	\$ 1,265.38	\$ 1,265.38	\$ 3,796.14	\$ 1,265.38	3/9/2020	Space Tenant SOA mailed out 09/22/20
14364	P.S.V. Corp./Joo, Gi Bum	\$ 6,544.86	\$ 49.56	\$ 1,119.72	\$ 1,094.94	\$ 1,070.16	\$ 3,210.48	\$ 1,070.16	7/22/2020	Space Tenant SOA mailed out 09/22/20
14283	Brand, Inc.	\$ 4,461.53	\$ 17.53	\$ 1,111.00	\$ 1,111.00		\$ 2,222.00	\$ 1,111.00	8/5/2020	Space Tenant SOA mailed out 09/22/20
13537	Wang, Jackey	\$ 8,680.56	\$ 1,775.00	\$ 2,170.14	\$ 395.14	\$ 2,170.14	\$ 1,175.14	\$ 845.20	5/6/2020	Marina Tenant SOA mailed out 09/22/20
14387	Guam Sungwoo Ferry Corp.	\$ 4,190.80	\$ 650.00	\$ 885.20	\$ 235.20	\$ 150.00	\$ 1,535.20	\$ 500.00	12/19/2019	Marina Tenant SOA mailed out 09/22/20
13604	Lewis, Erik C.	\$ 1,700.00	\$ 150.00	\$ 150.00		\$ 150.00	\$ 1,500.00	\$ 875.00	10/4/2019	Marina Tenant SOA mailed out 09/22/20
14534	Martin, Dwight	\$ 1,600.00	\$ 150.00	\$ 150.00		\$ 150.00	\$ 1,500.00	\$ 875.00	10/4/2019	Marina Tenant SOA mailed out 09/22/20
9401	Tasi Tours Inc.	\$ 4,368.48	\$ 510.00	\$ 1,092.12	\$ 582.12	\$ 1,092.12	\$ 1,092.12	\$ 756.02	4/30/2020	Marina Tenant SOA mailed out 09/22/20
15040	Tyquengco, Joseph T.	\$ 1,475.00	\$ 137.50	\$ 137.50		\$ 137.50	\$ 1,062.50	\$ 137.50	1/31/2020	Marina Tenant SOA mailed out 09/22/20
9822	Osakana Cruise, Inc/Fish E	\$ 2,550.00	\$ 510.00	\$ 510.00		\$ 510.00	\$ 1,020.00	\$ 1,020.00	3/9/2020	Marina Tenant SOA mailed out 09/22/20
11794	Guam Shipyard	\$ 340.32	\$ (576.54)	\$ 24.78	\$ 49.56		\$ 842.52	\$ 2,586.86	8/21/2020	Management will not pursue with MOU. Contacted Selinas Ashland to follow up on status of payment. She stated they are working with management to approve a payment arrangement. SOA emailed to Selina. Late Notice sent out. Letter for Interest charges mailed out. (No Interest for Invoices prior to 08/19/20)
14963	Castro, Jesse AR	\$ 833.25	\$ 8.25	\$ 50.00		\$ 25.00	\$ 750.00	\$ 495.00	10/14/2020	Marina Tenant SOA mailed out 09/22/20
15955	Cordero, Jesse	\$ 750.00					\$ 750.00			Marina Tenant SOA mailed out 09/22/20
15968	Link-Belt Cranes	\$ 736.92					\$ 736.92	\$ 942.74	10/3/2019	Ongoing dispute, account under review.
15956	Baker, Timothy	\$ 1,062.72	\$ 150.00	\$ 150.00		\$ 150.00	\$ 612.72	\$ 625.00	5/20/2020	Marina Tenant SOA mailed out 09/22/20
10778	Real World Diving	\$ 907.66	\$ 139.78	\$ 115.00		\$ 115.00	\$ 537.88	\$ 1,487.00	2/14/2020	Marina Tenant SOA mailed out 09/22/20
15857	Suh, Jimmy P.	\$ 535.35					\$ 535.35	\$ 1,000.00	12/10/2019	Marina Tenant SOA mailed out 09/22/20
14537	Fredrick, Bruce & Dianne	\$ 1,125.00	\$ 220.00	\$ 220.00		\$ 220.00	\$ 465.00	\$ 1,345.00	10/16/2020	Marina Tenant SOA mailed out 09/22/20
15774	Quinata, Jose M.	\$ 450.00					\$ 450.00	\$ 500.00	11/22/2019	Marina Tenant SOA mailed out 09/22/20
7350	Consolidated Transportatio	\$ 555,222.07	\$ 553,783.55	\$ 119.85		\$ 897.17	\$ 421.50	\$ 2,492.45	10/21/2020	SOA provided to Annie, following up on payment.
16080	Takasu, Toru	\$ 825.00	\$ 137.50	\$ 137.50		\$ 137.50	\$ 412.50	\$ 550.00	5/8/2020	Marina Tenant SOA mailed out 09/22/20
14443	Moritz, Lance	\$ 776.68	\$ 150.00	\$ 150.00		\$ 150.00	\$ 376.68	\$ 550.00	3/5/2020	Marina Tenant SOA mailed out 09/22/20



10743	Poppe, Edward/FISH INC	\$ 560.00	\$ 80.00	\$ 80.00	\$ 80.00	\$ 320.00	\$ 80.00	\$ 80.00	2/26/2020	Marina Tenant SOA mailed out 09/22/20
15930	Khalil, Nedat O.	\$ 1,275.00	\$ 975.00	\$ 300.00	\$ 300.00	\$ 300.00	\$ 300.00	\$ 300.00	1/23/2020	Marina Tenant SOA mailed out 09/22/20
16063	Brub, Chris/Byenry, Dylan	\$ 800.00	\$ 312.50	\$ 137.50	\$ 137.50	\$ 212.50	\$ 828.66	\$ 828.66	6/25/2020	Marina Tenant SOA mailed out 09/22/20
14820	Underwater World	\$ 600.00	\$ 137.50	\$ 137.50	\$ 137.50	\$ 187.50	\$ 687.50	\$ 687.50	10/16/2020	Marina Tenant SOA mailed out 09/22/20
7368	Cabras Marine Corp	\$ 498.18	\$ 68.64	\$ 343.20	\$ 343.20	\$ 86.34	\$ 8,351.04	\$ 8,351.04	10/22/2020	Payment made, account up to date
15549	Regis, John F.	\$ 1,000.00	\$ 300.00	\$ 325.00	\$ 325.00	\$ 75.00	\$ 600.00	\$ 600.00	10/2/2020	Marina Tenant SOA mailed out 09/22/20
15709	Sam, Gerald L.	\$ 515.00	\$ 320.00	\$ 120.00	\$ 120.00	\$ 75.00	\$ 180.00	\$ 180.00	10/19/2020	Marina Tenant SOA mailed out 09/22/20
15899	Shut Up and Fish Guam	\$ 631.76	\$ 245.36	\$ 87.50	\$ 87.50	\$ 55.78	\$ 631.76	\$ 631.76	10/7/2020	Marina Tenant SOA mailed out 09/22/20
15958	Asada, Hiroyuki	\$ 1,810.00	\$ 220.00	\$ 220.00	\$ 220.00	\$ 50.00	\$ 440.00	\$ 440.00	9/15/2020	Marina Tenant SOA mailed out 09/22/20
15976	Lujan, Jerard A.	\$ 50.00				\$ 50.00	\$ 25.00	\$ 25.00	4/28/2020	Marina Tenant SOA mailed out 09/22/20
9831	Fish Hook Inc.	\$ 25.00				\$ 25.00	\$ 40.00	\$ 40.00	1/13/2020	Marina Tenant SOA mailed out 09/22/20
14145	Nadler, London	\$ 25.00				\$ 25.00	\$ 18.51	\$ 18.51	9/30/2020	Marina Tenant SOA mailed out 09/22/20
13191	Aguon, Sonja V. or Paul SN	\$ 291.09	\$ 74.34	\$ 99.12	\$ 99.12	\$ 49.56	\$ 49.56	\$ 49.56	6/8/2020	Space Tenant SOA mailed out 09/22/20
8483	Scuba Company	\$ 6,673.68	\$ 1,667.50	\$ 1,667.50	\$ 1,667.50	\$ 24.78	\$ 3,313.90	\$ 3,313.90	10/6/2020	Marina Tenant SOA mailed out 09/22/20
16010	Klan Corporation DBA: Oce	\$ 767.13	\$ 49.56	\$ 74.34	\$ 74.34	\$ 123.90	\$ 519.33	\$ 519.33	5/19/2020	Marina Tenant SOA mailed out 09/22/20
16082	Sipenuk, Alarino	\$ 458.30	\$ 137.50	\$ 137.50	\$ 137.50	\$ 183.30	\$ 275.00	\$ 275.00	5/22/2020	Marina Tenant SOA mailed out 09/22/20
14381	Apra Dive & Marine Sports.	\$ 628.01	\$ 99.12	\$ 173.46	\$ 173.46	\$ 223.02	\$ 132.41	\$ 132.41	10/23/2020	Payment made, account up to date
14436	John C. Aguoni/Myung J. Par	\$ 125.00				\$ 125.00	\$ 600.00	\$ 600.00	6/22/2020	Marina Tenant SOA mailed out 09/22/20
14429	Weilbacher, Walden	\$ 120.00	\$ 40.00	\$ 40.00	\$ 40.00	\$ 40.00	\$ 305.00	\$ 305.00	1/3/2020	Marina Tenant SOA mailed out 09/22/20
14431	Quinata, Carlos DBA:Herita	\$ 1,170.06	\$ 362.62	\$ 287.06	\$ 287.06	\$ 24.78	\$ 574.56	\$ 574.56	6/2/2020	Marina Tenant SOA mailed out 09/22/20
14161	Isla Trucking	\$ 1,249.95	\$ 38.28	\$ 607.14	\$ 588.00	\$ 16.53	\$ 588.00	\$ 588.00	9/9/2020	Space Tenant SOA mailed out 09/22/20
13202	Department of Administrati	\$ 60,496.49	\$ 2,810.35	\$ 1,424.93	\$ 56,261.21		\$ 7,318.50	\$ 7,318.50	10/12/2020	
15593	Guam Ocean Adventures, LLC	\$ 849.24		\$ 424.62	\$ 424.62	\$ 50.00	\$ 399.84	\$ 399.84	10/13/2020	Space Tenant SOA mailed out 09/22/20
16100	San Nicolas, Peter K.	\$ 50.00		\$ 50.00	\$ 50.00	\$ 50.00	\$ 25.00	\$ 25.00	6/23/2020	Marina Tenant SOA mailed out 09/22/20
7413	Seabridge Inc.	\$ (268.65)	\$ (308.88)			\$ 40.23	\$ 53.64	\$ 53.64	9/11/2020	Space Tenant SOA mailed out 09/22/20
12373	Beighley, Jim/Mark Baldyga	\$ 25.00				\$ 25.00	\$ 50.00	\$ 50.00	9/10/2020	Marina Tenant SOA mailed out 09/22/20
15377	Dewan World Wide Inc.	\$ 1,307.97		\$ 1,307.97	\$ 1,307.97		\$ 1,307.97	\$ 1,307.97	10/2/2020	Payment made, account up to date
7587	American President Lines,L	\$ 1,015,898.23	\$ 1,014,647.53	\$ 1,250.70	\$ 1,250.70		\$ 245,313.03	\$ 245,313.03	10/22/2020	Issues with bank wires, payment in process.
15370	J524 Inc./Layla Dolphin Cr	\$ 1,660.00	\$ 830.00	\$ 830.00	\$ 830.00		\$ 1,660.00	\$ 1,660.00	10/14/2020	Space Tenant SOA mailed out 09/22/20
13913	Skocumchuck Charters Inc.	\$ 1,208.16	\$ 510.00	\$ 698.16	\$ 698.16		\$ 698.16	\$ 698.16	7/6/2020	Marina Tenant SOA mailed out 09/22/20
7886	Guam Transport & Warehouse		\$ (688.00)	\$ 588.00	\$ 588.00		\$ 588.00	\$ 588.00	10/22/2020	Space Tenant SOA mailed out 09/22/20
16146	Jones, James	\$ 370.44		\$ 370.44	\$ 370.44					Marina Tenant SOA mailed out 09/22/20
12706	Guam Seawalker Tours	\$ 755.00	\$ 415.00	\$ 340.00	\$ 340.00		\$ 680.00	\$ 680.00	10/2/2020	Marina Tenant SOA mailed out 09/22/20
13527	Haft, John R.	\$ 490.00	\$ 220.00	\$ 270.00	\$ 270.00		\$ 660.00	\$ 660.00	7/29/2020	Marina Tenant SOA mailed out 09/22/20
9620	Alupang Beach Club	\$ 362.51	\$ 312.51	\$ 50.00	\$ 50.00		\$ 287.51	\$ 287.51	9/29/2020	Marina Tenant SOA mailed out 09/22/20
14907	Taitano, John	\$ (7.00)	\$ (57.00)	\$ 50.00	\$ 50.00		\$ 100.00	\$ 100.00	8/14/2020	Marina Tenant SOA mailed out 09/22/20
15727	Cosas Di Famiglia Holdings	\$ 585.00	\$ 535.00	\$ 50.00	\$ 50.00		\$ 510.00	\$ 510.00	10/7/2020	Marina Tenant SOA mailed out 09/22/20
15900	Schembari, Paul	\$ 352.50	\$ 302.50	\$ 50.00	\$ 50.00		\$ 277.50	\$ 277.50	10/7/2020	Marina Tenant SOA mailed out 09/22/20
16009	Kok, Ong Leng	\$ 45.86		\$ 45.86	\$ 45.86		\$ 45.86	\$ 45.86	8/5/2020	Marina Tenant SOA mailed out 09/22/20
14642	Tristar Terminals Guam, In	\$ 343,980.94	\$ 343,980.94				\$ 142,619.49	\$ 142,619.49	10/6/2020	
14809	Department of Homeland Sec	\$ 232,008.27	\$ 232,008.27				\$ 28,818.14	\$ 28,818.14	1/7/2020	
10225	Mobil Oil Guam, Inc.	\$ 81,871.76	\$ 81,871.76				\$ 1,159.08	\$ 1,159.08	10/22/2020	
7341	Ambyth Shipping & Trading	\$ 77,409.85	\$ 77,409.85				\$ 32,837.82	\$ 32,837.82	10/22/2020	
14444	Office of the Governor of	\$ 10,217.25	\$ 10,217.25				\$ 91,014.98	\$ 91,014.98	9/18/2020	
14610	U.S. Department of Homeland	\$ 7,006.96	\$ 7,006.96				\$ 6,831.96	\$ 6,831.96	10/22/2020	
14171	Norton Lilly International	\$ 4,052.33	\$ 4,052.33				\$ 305.16	\$ 305.16	10/22/2020	
14778	IP&E Holding LLC	\$ 3,004.05	\$ 3,004.05				\$ 926.83	\$ 926.83	10/22/2020	
13686	Lotus Pacifica Trading, In	\$ 1,975.58	\$ 1,975.58				\$ 1,040.00	\$ 1,040.00	10/22/2020	
15584	Willy's Furniture Outlet	\$ 1,460.69	\$ 1,460.69				\$ 119.24	\$ 119.24	1/22/2020	
13044	Smithbridge Guam, Inc.	\$ 1,282.39	\$ 1,282.39				\$ 1,470.00	\$ 1,470.00	9/30/2020	
14141	Core Tech International	\$ 570.19	\$ 570.19				\$ 29.81	\$ 29.81	5/15/2020	













Fort Authority of Guam  
Accounts Payable Summary

Supplier	Supplier Name	Phone	Co	Balance Open	Current	46	60	90	120	Over 120
12176	Age Auto Glass, I	671 6494330	00050	447.00	447.00					
1485	Administrative Se		00050	1.00	1.00					
13283	Amalgate Benefit	671 4724300/01LIS	00050	11.40	11.40					
15972	ARNA CAFE AND CA	671 6476674/75SON	00050	811.00	811.00					
11674	AM INSURANCE	671 4772632/42MON	00050	176.06	176.06					
15262	AWESOME HARDWARE	671 787-2663	00050	31564.38	31564.38					31564.38
11768	Benson Guam Enter	671 4777563 (SALLY	00050	172.00	172.00					
12239	Best American too	671 6465056 (ELMA)	00050	3226.36	3154.36					
11831	Cash		00050	2533.94	2533.94					
14551	Clean Shot, LLP	671 4726848	00050	4336.00	4336.00					
7131	Commercial Tire C	671 6333026 (IMELD	00050	740.44	740.44					
12106	Compacific	671 6376673 /6851	00050	1861.00	1861.00					
15236	CAPTAIN REAL ESTA	808 597-1919	00050	80.00	80.00					
14029	CRM TRADING INC.	671 6491245	00050	17500.00	17500.00					
13935	D.S.Y. Corporatio	671 6371687 (FE)	00050	1526.68	1526.68					
14510	Data Management R	671 6473674	00050	1083.00	1083.00					
11148	Dept. Rev. & Tax(W		00050	4950.00	4950.00					
15353	ERC Hardware Expr	671 7347789	00050	7995.02	7995.02					
14052	Far East Equipmen	671 8886270/JOHNL	00050	1181.70	1181.70					
14763	Fastenal Company	671 6481406	00050	4184.00	4184.00					
15977	FRONTIER SUPPLY C	671 648-7000	00050	5577.75	5577.75					
11463	Gov't of Guam Ret		00050	1219.64	1219.64					
11476	Gov't of Guam Ret		00050	194.60	194.60					
15667	Gov't of Guam Ret	671 7342196	00050	18.41	18.41					18.41
11130	Government of Guaf Ret		00050	61064.51	61064.51					
12984	Guam Cool Air Svc	671 4758951/2	00050	634.76	634.76					
14507	Guam Home Center	671 6492032 (WANNA	00050	10237.14	10237.14					
11786	Guam K-W universa	671 6324442	00050	275.00	275.00					
7851	Guam Power Author	671 6461851 (EDDIE	00050	1239.31	1239.31					
12126	Guam Waterworks A	671 5652909 (AGAT)	00050	6893.25	6893.25					
15288	GuamWEBZ	671 6477800 (ROSE)	00050	76338.06	243327.21					
14761	G4S Security Syst	671 6477167	00050	5538.00	5538.00					
13800	Hawthorne Pacific	671 6468341	00050	21528.24	21528.24					
14320	Home Depot (The)	671 6469118 (RICHA	00050	13654.22	13654.22					
9187	Hydra-Air Pacific	671 6480440	00050	3455.54	3455.54					
15332	Hydrauliclink Guam	671 6495843/5844N	00050	1685.90	1685.90					
13092	I Connect	671 632-4956	00050	434.07	434.07					
8889	Internal Revenue	671 8888888/88875	00050	29420.72	29420.72					
11784	Island Choice Dri	671 6378902	00050	976.68	976.68					
9224	Island Equipment	671 6465261/64652	00050	1106.00	1106.00					
9291	J.V. Internationa	671 6469524/9540	00050	536.00	536.00					
9275	JMI-EDISON	671 6466400	00050	4664.20	4664.20					
14946	JTC Services Guam	671 4733000	00050	12249.60	12249.60					
16133	Kichiro, Sydnor S	671 4733000	00050	5097.80	5097.80					
12399	Kilroy, Isa Marie C	671 864-4691	00050	50.00	50.00					
15872	Kokk, Isa Marie C	671 4726390 (JOHNT	00050	3020.00	3020.00					
1498	Lagu Sanitation	671 6495661	00050	100.00	100.00					
10356	Megabyte Equipmen	671 6495639	00050	8280.00	8280.00					
13686	MFM Tigo Equipment	671 6421347 (FRANK	00050	2339.00	2339.00					
15325	MOTOROLA SOLUTION	671 6476340	00050	62359.23	62359.23					
16000	MURPHY ENTERPRISE	671 487-6542 or 4	00050	3260.00	3260.00					
				1452.00	1452.00					
				30456.00	30456.00					
				50.00	50.00					
				50.00	50.00					
				415.00	415.00					
				76307.44	76307.44					
				90121.71	90121.71					





Port Authority of Guam  
Accounts Payable Summary

Supplier	Supplier Name	Phone	Co	Balance	Open	Current	46	50	61	90	Aging	91	120	Over	120
00050				1259177.34	637006.38	194637.71	107825.06	282820.40	36887.79						
Grand Total				1259177.34	637006.38	194637.71	107825.06	282820.40	36887.79						





PORT AUTHORITY OF GUAM  
CONTRACT SUMMARY UPDATE

No.	Consultant/Vendor	Type of Service	Solicitation Method Reference No.	Division	Contract Term	Initial Term	Expiration After Options	Next Renewal Due Date	Annual Amount (Comments / Notes)
<b>PROFESSIONAL SERVICES</b>									
1	G4S	Implementation & Integration of TOS	RFP-013-004	IT	5 years	2014 to 2019	2019		FULL TERM
2	A1 - Guam WEBZ	Web Development, Hosting, Support and Maintenance Svcs	RFP-014-006	IT	3 yrs w/ options NTE 5yr	04/01/2020 to 03/31/2023 w/ 2 1yr options	03/31/25	03/31/23	Fees based on rates
3	RFP-Cancelled	Classification/Compensation Position Maintenance	RFP-019-006	HR	Active procurement				NOIA sent 12/11/19
4	AM Insurance	Insurance Coverages	GSA/PAG-020-17	Finance	5 years	10/01/2017 to 09/30/2022	09/30/22	09/30/20	Premium based
5	AM Insurance	Workers Compensation Coverages	GSA/PAG-018-17	Finance/Safety	3-years				cost negotiations ongoing
6	Matson	Matson- Technical Support Services	RFP-016-003	EQMR	Extended to Nov 3, 2020	11/4/16 to 11/3/17	11/03/20	n/a	490,000.00
7	Only one (1) offer - Bank of Guam	Banking Services		Finance	5 years				Ongoing cost negotiations
8		Risk Management Consultant	RFP	Finance					
9	OMEGA Safety	OSHA Training & Certification Services for Maritime Terminal Operations	RFP-017-003	Human Resources	3yr w/ 2-1yr options NTE 5 years	8/13/2018 to 8/13/2021	08/13/23	08/13/21	Fees based on rates
10	Pacific Human Resources, Inc.	Drug Free Workplace Program	RFP-020-003	Human Resources					Pending Contract approval to form
11	W.Nick Captain/ Captain Real Estate	Real Estate Appraisal Services	RFP-016-001	Commercial	3yrs w/ 2 option	4/11/16 to 4/19/20	04/10/21		Fees based on rates
12	TakeCare dba: FHP	Medical Examination Services	RFP-017-002	Human Resources	3 yr. w/ 2 options NTE 5 years	9/21/17 to 9/20/20	09/20/22	09/20/21	Renewal option in progress
13	Trident Cross LLC.	Underwater Assessment & Inspection Services	IFB/PAG-006-20	Harbor/Mstr	1 Year	08/20/20 to 08/19/20	08/19/20	IDIQ - Indefinite Quantity Bid	\$24,894.00
14		M & O of F-1 Fuel Pier Facility	RFP-019-004	Commercial	Active Procurement				Ongoing cost negotiations w Tristar
15		Environmental Consulting Services- SWPP Compliance		Environmental					
16	Deloitte & Touche	Annual Independent Audit Services	RFP-018-003	Fiscal	FY18, FY19, FY20, w/ 1yr Option	FY18, FY19, FY20, w/ 1yr Option	12/31/2022	12/31/2021	\$45,000.00
17	Parsons Brinckerhoff /WSP	OAE - Owner Agent Engineer	RFP-015-003	Planning	1 yr w/ 4 options NTE 5 yrs	currently in final option year.	09/08/20	EXPIRED	\$2.58mil



Port Authority of Guam  
Capital Improvement Projects  
Engineering Division  
Summary Status

As of October 28, 2020

Fact Sheet No. 96

<b>Project:</b>	<b>Refurbishment and Hardening of Load Center Buildings 1,2,3 and 4.</b>
<b>Project No.:</b>	IFB-PAG-CIP-019-003
<b>Project Amount:</b>	\$314,450.00
<b>Amount Paid:</b>	\$266,805.00
<b>Funding Source:</b>	PSGP 2017
<b>Contractor:</b>	Murphy Enterprises Inc.
<b>Construction Manager:</b>	PAG Engineering/CIP Division
<b>Notice to Proceed:</b>	January 6,2020
<b>Project Completion:</b>	(September 5, 2020 Old) New Completion Date January 31, 2021
<b>Work Status:</b>	As of October 2020, Murphy Enterprise current work progress is at 85%. Awaits arrival of Long lead materials such as transformers for installation.

\*\*\*\*\*

<b>Project:</b>	<b>A/E Services for Golf Pier Repair</b>
<b>Project No.:</b>	RFP-PAG-019-002
<b>Project Amount:</b>	\$484,017.13
<b>Amount Paid to date</b>	\$354,876.53 Remaining balance of \$129,140.00 is to be paid as post design services.
<b>Funding Source:</b>	PAG Bond Project
<b>Designer:</b>	N.C. Macario and Associates
<b>Construction Manager:</b>	TBD
<b>Notice to Proceed:</b>	January 6, 2020
<b>Design Completion:</b>	6 months (July 5, 2020)- Completed
<b>Work Status:</b>	As of October 2020 IFB bid documents is under final review before submission to Procurement for IFB Advertisement. Final Design was completed and submitted on July 6, 2020. Project cost estimate was presented to PAG Management.

\*\*\*\*\*

<b>Project:</b>	<b>A/E Services for EQMR &amp; Warehouse I Building and Relocation of PAG Water Line</b>
<b>Project No.:</b>	RFP-PAG-019-003
<b>Project Amount:</b>	\$1,406,427.48
<b>Amount Paid to date:</b>	\$356,156.03
<b>Funding Source:</b>	PAG Bond Funding
<b>Designer:</b>	N.C. Macario and Associates
<b>Construction Manager:</b>	TBD
<b>Notice to Proceed:</b>	February 17, 2020
<b>Project Completion:</b>	8 months (October 16,2020)
<b>Work Status:</b>	As of October 14, 2020, PAG Engineering submitted the 65% Design review comments and mark-up to N.C. Macario for 100% design to be submitted this end of October.

\*\*\*\*\*

<b>Project:</b>	<b>New Administration Annex Building</b>
<b>Project No.:</b>	TBD
<b>Project Amount:</b>	TBD
<b>Funding Source:</b>	PAG Bond Project -Pending
<b>Contractor:</b>	TBD
<b>Construction Manager:</b>	TBD
<b>Notice to Proceed:</b>	TBD
<b>Project Completion:</b>	TBD
<b>Work Status:</b>	Pending

\*\*\*\*\*

<b>Project:</b>	<b>Remove and Replace One (1) Ea. Roll-up Door and Remove and Install Two (2) Ea. Stainless Steel Roof Vent in Wh.1</b>
<b>Project No.:</b>	Request for Quotation (RFQ)
<b>Project Amount:</b>	\$48,000.00
<b>Amount Paid to date:</b>	\$30,240.00
<b>Funding Source:</b>	FEMA (Typhoon Mangkhut) PAG
<b>Contractor:</b>	Pro Pacific Builders Corporation
<b>Construction Manager:</b>	PAG Engineering/CIP Div.
<b>Notice to Proceed:</b>	March 30, 2020
<b>Project Completion:</b>	August 30, 2020
<b>Work Status:</b>	Pro Pacific Corp. submitted the closed-out documents on September 22, 2020- Final invoice was submitted to Strategic Planning Division for drawdown for final payment. Project is 100% completed.

\*\*\*\*\*

<b>Project:</b>	<b>Repainting of PAG North CMU Wall Phase II Project and Port Various Buildings</b>
<b>Project No.:</b>	TBD
<b>Project Amount:</b>	\$195,844.55
<b>Amount Paid:</b>	\$00
<b>Funding Source:</b>	Marad
<b>Contractor:</b>	Pro Pacific Builders Corp.
<b>Construction Manager:</b>	PAG Engineering/CIP Division
<b>Notice to Proceed:</b>	TBD
<b>Project Completion:</b>	6 months
<b>Work Status:</b>	As of October 28, 2020. Procurement is working to execute agreement contract for routing signature. Procurement Issued Intent to Award to Pro Pacific Builders (PBB). Pending Procurement to issue Purchase Order prior in order to issue Official Notice to Proceed.



\*\*\*\*\*

<b>Project:</b>	<b>Harbor of Refuge Pump Station and Installation of Waste Water Injector Pump</b>
<b>Project No.:</b>	TBD
<b>Project Amount:</b>	TBD
<b>Funding Source:</b>	Dept. of Agriculture Fish and Wild Life Boating Grant
<b>Contractor:</b>	TBD
<b>Construction Manager:</b>	PAG Engineering/CIP Division
<b>Notice to Proceed:</b>	TBD
<b>Project Completion:</b>	TBD
<b>Work Status:</b>	Pending Planning Division to produce MOU Approval.

\*\*\*\*\*

<b>Project:</b>	<b>Harbor of Refuge Installation of Mooring Blocks</b>
<b>Project No.:</b>	TBD
<b>Project Amount:</b>	TBD
<b>Funding Source:</b>	Dept. of Agriculture Fish and Wild Life Boating Grant
<b>Contractor:</b>	TBD
<b>Construction Manager:</b>	PAG Engineering/CIP Division
<b>Notice to Proceed:</b>	TBD
<b>Project Completion:</b>	TBD
<b>Work Status:</b>	Pending Planning Division to produce MOU Approval.

\*\*\*\*\*

<b>Project:</b>	<b>Rehabilitation of H-Wharf and Access Road</b>
<b>Project No.:</b>	TBD
<b>Project Amount:</b>	TBD
<b>Funding Source:</b>	Tiger Grant and PAG Revenue Bond
<b>Contractor:</b>	TBD
<b>Construction Manager:</b>	GHD Engineering (Negotiation Phase)
<b>Notice to Proceed:</b>	TBD
<b>Project Completion:</b>	TBD
<b>Work Status:</b>	As of September PAG Procurement selected GHD Engineering for RFP C.M. Services. GHD cost proposal was submitted for review by negotiating panel. Negotiation is progressing.

\*\*\*\*\*

<b>Project:</b>	<b>Repair of Concrete Spalling in CFS and Welding Shop Building</b>
<b>Project No.:</b>	TBD
<b>Project Amount:</b>	TBD
<b>Funding Source:</b>	PAG 2020 Budget
<b>Contractor:</b>	TBD
<b>Construction Manager:</b>	PAG Engineering/CIP Division
<b>Notice to Proceed:</b>	TBD
<b>Project Completion:</b>	TBD
<b>Work Status:</b>	TBD

\*\*\*\*\*

<b>Project:</b>	<b>Supply and Install Automatic Turnstile Gate at Port Police Chain-link Gate Entrance</b>
<b>Project No.:</b>	TBD
<b>Project Amount:</b>	TBD
<b>Funding Source:</b>	PAG 2020 Budget
<b>Contractor:</b>	TBD
<b>Construction Manager:</b>	PAG Engineering/CIP Division
<b>Notice to Proceed:</b>	TBD
<b>Project Completion:</b>	TBD
<b>Work Status:</b>	TBD

\*\*\*\*\*

<b>Project:</b>	<b>Installation of Dock "B" Agat Marina</b>
<b>Project No.:</b>	TBD
<b>Project Amount:</b>	TBD
<b>Funding Source:</b>	Dept. of Int., Dept. of Agri. Fish and Wildlife, DOA/WR and PAG 2020 Budget Share
<b>Contractor:</b>	TBD
<b>Construction Manager:</b>	PAG Engineering/CIP Division
<b>Notice to Proceed:</b>	TBD
<b>Project Completion:</b>	TBD
<b>Work Status:</b>	TBD

\*\*\*\*\*

<b>Project:</b>	<b>A/E and Const. Management Services for Various Port Facilities and Projects</b>
<b>Project No.:</b>	TBD
<b>Project Amount:</b>	TBD
<b>Funding Source:</b>	PAG Internally Funded projects 2020 Budget
<b>Contractor:</b>	TBD
<b>Construction Manager:</b>	TBD
<b>Notice to Proceed:</b>	TBD
<b>Project Completion:</b>	TBD
<b>Work Status:</b>	Pending

\*\*\*\*\*

<b>Project:</b>	<b>Old Gatehouse Demolition and Renovation</b>
<b>Project No.:</b>	TBD
<b>Project Amount:</b>	TBD
<b>Funding Source:</b>	FMF Project
<b>Contractor:</b>	TBD
<b>Construction Manager:</b>	TBD
<b>Notice to Proceed:</b>	TBD
<b>Project Completion:</b>	TBD
<b>Work Status:</b>	Pending



**FY-20 WORK INJURY REPORT**  
(01/01/20 to 12/31/20)

<b><u>Divisions</u></b>	<b><u>*Lost-time</u></b>	<b><u>**Recordable</u></b>	<b><u>*** Refused Treatment</u></b>
Stevedoring	1	0	0
Transportation	1	0	0
Terminal	0	0	0
EQMR	0	0	0
Others	<u>1</u>	<u>0</u>	<u>0</u>
<b>Total</b>	<b>3</b>	<b>0</b>	<b>0</b>

---

**Work Injury Summary for this reporting period: 10/15/2020**

**Total Injuries for FY-20 to date: 3–Injury**

**3-- Lost-time**

**0– Recordable**

**0– Refused Medical Attention**

**Last disabling work injury was on: 7/22/20**

**Number of days since last disabling work injury: 84-days**

**Note: PAG best record was 222 days or 7 months w/o a disabling work injury**

**\*Lost-time** = If an employee was injured on the job and medical doctor sent him/her home, his/her injury is considered a lost-time.

**\*\*Recordable** = If an employee was injured on the job and medical doctor treated him/her and released him/her back to work on the same day (Recordable because of medical charges).

**\*\*\*Refused Medical Attention:** Filed WC Forms 201 & 202 for record purposes only.

---