



PORT OF GUAM
ATURIDAT I PUETTON GUAHAN
Jose D. Leon Guerrero Commercial Port
1026 Cabras Highway, Suite 201, Piti, Guam 96925
Telephone: 671-477-5931/35 Facsimile: 671-477-2689/4445
Website: www.portguam.com



Eddie Baza Calvo
Governor of Guam
Ray Tenorio
Lieutenant Governor

January 31, 2017

The Honorable Benjamin J.F. Cruz
Speaker
IMina 'Trentai Kuattro Na Liheslaturan Guahan
155 Hesler Street Suite 107
Hagatna, Guam 96910

Dear Speaker Cruz:

Hafa Adai!




Attached is the Fiscal Year 2017 Year to Date Staffing Pattern report as of December 31, 2016 for the Port Authority of Guam.

If you have any questions regarding this matter or need additional information, please feel free to call our office at 477-5931/5 extension 303 or 302.

Sincerely,


JOANNE M.S. BROWN
General Manager

Attachments

Cc: Senator Frank Aguon
Public Auditor
Deputy General Manager, *Operations* 
Deputy General Manager, *Admin. & Finance* 
Acting Financial Affairs Controller 

FY-2017

APPROVED STAFFING PATTERN

December 31, 2016

Position Number	Home Unit	Employee Number	NAME	Description POSITION TITLE	Hourly Rate	Annual Income	RET-DB/DC 27.41%	RET-DDI \$19.01	LIFE \$7.17	Medicare 1.45%	Medical Contri	Dental Contri	Total
GENERAL MANAGER'S OFFICE (101)													
100	101	1870	BROWN, JOANNE M.	General Manager	75.46	156,956.80	43,021.86	494.26	186.42	2,275.87	1805.96	239.46	204,980.63
113	101	1151	PANGELINAN, FELIX R.	Deputy General Manag	62.67	130,353.60	35,729.92	494.26	186.42	1,890.13	6234.02	403.26	168,654.33
500	101	1935	DUENAS, FELIXBERTO A	Deputy General Manag	56.18	116,854.40	32,029.79	494.26	186.42	1,694.39	4488.64	298.22	151,259.26
530	101	1685	DUENAS, MARGRET N.	Administrative Svcs.	33.42	69,513.60	19,053.68	494.26	186.42	1,007.95	1805.96	239.46	92,301.33
564	101	1015	SANTOS, FRANK B.	Program Coordinator	33.99	70,699.20	19,378.65	494.26	186.42	1,025.14	2472.86	223.08	94,479.61
HARBOR MASTER (121)													
301	121	1157	YATAR, CHARLENE R.S.	Assistant Harbor Mas	37.55	78,104.00	21,408.31	494.26	186.42	1,132.51	2472.86	223.08	104,021.44
302	121	1148	CRUZ, SONJA L.	Administrative Offic	23.99	49,899.20	13,677.37	494.26	186.42	723.54	6234.02	403.26	71,618.07
311	121	1868	TOVES, BENJAMIN A.	Marine Traffic Contr	20.94	43,555.20	11,938.48	494.26	186.42	631.55	4488.64	298.22	61,592.77
312	121	1845	QUINATA, JESSICA R.	Marine Traffic Contr	22	45,760.00	12,542.82	494.26	186.42	663.52	4488.64	298.22	59,647.02
313	121	1147	CRUZ, PETER R.	Marine Traffic Contr	28.5	59,280.00	16,248.65	494.26	186.42	859.56	4488.64	298.22	77,068.89
314	121	1321	SABLAN, FRANK J.	Marine Traffic Contr	33.75	70,200.00	19,241.82	494.26	186.42	1,017.90	2472.86	223.08	91,140.40
315	121	1450	SANDERS, ANTHONY Q.	Marine Traffic Contr	27.94	58,115.20	15,929.38	494.26	186.42	842.67	2472.86	223.08	75,567.93
316	121	1145	AGUON, HELEN S.	Marine Traffic Contr	26.85	55,848.00	15,307.94	494.26	186.42	809.8	2472.86	223.08	75,342.36
320	121	1869	CHARGUALAF, EDWARD Q	Marine Traffic Contr	20.94	43,555.20	11,938.48	494.26	186.42	631.55	2145	298.22	59,249.13
9110	121	1813	CRUZ, JOVONNE	Marine Traffic Contr	23.36	48,588.80	13,318.19	494.26	186.42	704.54	4488.64	298.22	68,079.07
PORT POLICE DIVISION (122)													
400	122	1173	AGUERO, DORIS C.	Port Police Chief	50.73	105,518.40	28,922.59	494.26	186.42	1,530.02	2472.86	223.08	139,347.63
401	122	1963	ROBERTO, CHRISTOPHER	Port Assistant Polic	39.07	81,265.60	22,274.90	494.26	186.42	1,178.35	2472.86	223.08	108,095.47
103	122	1454	AGUON, FRANCES C.	Administrative Offic	25.21	52,436.80	14,372.93	494.26	186.42	760.33	3772.6	239.46	72,262.80
2102	122	1171	TAJERON, MARIE B.	Administrative Assis	25.05	52,104.00	14,281.71	494.26	186.42	755.51	4488.64	298.22	72,608.76
710	122	1638	LUJAN, FRANK V.	Program Coordinator	26.38	54,870.40	15,039.98	494.26	186.42	795.62	2472.86	223.08	74,082.62
937	122	1231	CRUZ, PAUL A.	Program Coordinator	24.31	50,564.80	13,859.81	494.26	186.42	733.19	1320.02	223.08	67,381.58
410	122	1176	AGUON, FRANKIE C.	Port Police Supervis	40.07	83,345.60	22,845.03	494.26	186.42	1,208.51	6234.02	403.26	114,717.10

FY-2017

APPROVED STAFFING PATTERN

December 31, 2016

Position Number	Home Unit	Employee Number	NAME	Description POSITION TITLE	Hourly Rate	Annual Income	RET-DB/DC 27.41%	RET-DDI \$19.01	LIFE \$7.17	Medicare 1.45%	Medical Contri	Dental Contri	Total
412	122	1203	FLORES, JESSE B.	Port Police Supervis	36.63	76,190.40	20,883.79	494.26	186.42	1,104.76	6234.02	403.26	105,496.91
413	122	1189	CAMACHO JR., HIGINIO	Port Police Supervis	39.28	81,702.40	22,394.63	494.26	186.42	1,184.68	6234.02	403.26	112,599.67
420	122	1661	ESPLANA JR., DAVID B	Port Police Supervis	31.55	65,624.00	17,987.54	494.26	186.42	951.55	3772.6	239.46	89,255.83
422	122	1701	AGUON, JONATHAN L.	Port Police II	24.47	50,897.60	13,951.03	494.26	186.42	738.02	6234.02	403.26	72,904.61
426	122	1679	REYES, THERESA R.	Port Police II	23.99	49,899.20	13,677.37	494.26	186.42	723.54	2980.9	403.26	68,364.95
429	122	1325	SANCHEZ, JERRY D.	Port Police II	27.03	56,222.40	15,410.56	494.26	186.42	815.22	2980.9	403.26	76,513.02
452	122	1630	SALAS, ERIC J.	Port Police II	26.76	55,660.80	15,256.63	494.26	186.42	807.08	2980.9	403.26	75,789.35
454	122	1654	SAN NICOLAS, FRANK J	Port Police II	24.23	50,398.40	13,814.20	494.26	186.42	730.78	6234.02	403.26	72,261.34
458	122	1748	SANDLIN, JAMES A.	Port Police II	23.52	48,921.60	13,409.41	494.26	186.42	709.36	6234.02	403.26	70,358.33
460	122	1681	CABRERA, ANGELA M.	Port Police II	24.23	50,398.40	13,814.20	494.26	186.42	730.78	4488.64	298.22	70,410.92
2203	122	1686	GABRIEL, ALBERT A.	Port Police II	23.99	49,899.20	13,677.37	494.26	186.42	723.54	2980.9	403.26	68,364.95
9215	122	1688	QUICHOCHO-CRUZ, JOY	Port Police II	27.57	57,345.60	15,718.43	494.26	186.42	831.51	2472.86	223.08	77,272.16
428	122	1938	GOFIGAN, CHELSIE R.	Port Police I	15.36	31,948.80	8,757.17	494.26	186.42	463.26	2145	298.22	44,293.13
436	122	1774	FRANQUEZ, MICHAEL A.	Port Police I	15.82	32,905.60	9,019.42	494.26	186.42	477.13	1320.02	223.08	44,625.93
465	122	1776	Duenas, Keesha Ann F	Port Police I	15.67	32,593.60	8,933.91	494.26	186.42	472.61	1320.02	223.08	44,223.90
421	122	1677	QUINATA, BENNY M.	Security Guard (Arme	21.72	45,177.60	12,383.18	494.26	186.42	655.08	3772.6	239.46	62,908.60
424	122	1975	MAURER, KYLIE R.	Security Guard (Arme	12.2	25,376.00	6,955.56	494.26	186.42	367.95			33,380.19
442	122	1687	DUENAS, GERARD M.	Security Guard (Arme	17.62	36,649.60	10,045.66	494.26	186.42	531.42			47,907.36
443	122	1878	MOVIDA, DARYL M.	Security Guard (Arme	12.57	26,145.60	7,166.51	494.26	186.42	379.11	2472.86	223.08	37,067.84
455	122	1702	LAITAN, RONALD E.	Security Guard (Arme	22.16	46,092.80	12,634.04	494.26	186.42	668.35	6234.02	403.26	66,713.15
456	122	1974	DUENAS, NATHAN G. B.	Security Guard (Arme	12.2	25,376.00	6,955.56	494.26	186.42	367.95			33,380.19
464	122	1747	AKIMA, RODNEY F.	Security Guard (Arme	14.73	30,638.40	8,397.99	494.26	186.42	444.26			40,161.33
467	122	1944	TITHINGRAD, ALEX L.	Security Guard (Arme	12.2	25,376.00	6,955.56	494.26	186.42	367.95			33,380.19
468	122	1977	UNTALAN, DAVID JOHN	Security Guard (Arme	12.2	25,376.00	6,955.56	494.26	186.42	367.95	2472.86	223.08	36,076.13
469	122	1953	IOSEFO, TINO A.	Security Guard (Arme	12.2	25,376.00	6,955.56	494.26	186.42	367.95	4488.64	298.22	38,167.05

FY-2017

APPROVED STAFFING PATTERN

December 31, 2016

Position Number	Home Unit	Employee Number	NAME	Description POSITION TITLE	Hourly Rate	Annual Income	RET-DB/DC 27.41%	RET-DDI \$19.01	LIFE \$7.17	Medicare 1.45%	Medical Contri	Dental Contri	Total
480	122	1954	LEON GUERRERO, JUNIL	Security Guard (Arme	12.2	25,376.00	6,955.56	494.26	186.42	367.95	1320.02		34,700.21
481	122	1828	DRILON, WAYNE K.	Security Guard (Arme	16.11	33,508.80	9,184.76	494.26	186.42	485.88	1320.02		45,180.14
SAFETY DIVISION (123)													
350	123	1885	ACFALLE, VINCENT T.	Safety Administrator	32.67	67,953.60	18,626.08	494.26	186.42	985.33	2472.86	223.08	88,245.69
354	123	1322	SALAS, PAUL R.	Safety Inspector III	31.7	65,936.00	18,073.06	494.26	186.42	956.07	2472.86	223.08	88,341.75
4227	123	1814	CANDOLETA, JOSHUA V.	Safety Inspector II	16.96	35,276.80	9,669.37	494.26	186.42	511.51	2472.86	223.08	48,834.30
358	123	1862	SANTOS, JOHN T.	Safety Inspector II	16.96	35,276.80	9,669.37	494.26	186.42	511.51	2472.86	223.08	48,834.30
359	123	1850	SANTOS, KENNETH A.	Safety Inspector II	16.96	35,276.80	9,669.37	494.26	186.42	511.51	3772.6	239.46	50,150.42
360	123	1865	SANTOS, PAUL B.	Environmental Complia	21.15	43,992.00	12,058.21	494.26	186.42	637.88	6234.02	403.26	64,006.05
PLANNING & Safety													
537	145	1664	HARRIS, DOROTHY P.	Chief Planner	51.75	107,640.00	29,504.12	494.26	186.42	1,560.78			139,385.58
7105	145	1161	PEREZ, DORA J.C.	Planner IV	39.86	82,908.80	22,725.30	494.26	186.42	1,202.18			107,516.96
107	145	1744	JAVELLANA, III JOSE G	Planner IV	39.47	82,097.60	22,502.95	494.26	186.42	1,190.42			106,471.65
102	145	1111	LIZAMA-ACOSTA, DONNA	Planner IV	40.26	83,740.80	22,953.35	494.26	186.42	1,214.24	2980.9	403.26	111,973.23
204	145	1121	ROCIO, FREDERICK	Planner IV	36.08	75,046.40	20,570.22	494.26	186.42	1,088.17	2980.9	403.26	100,769.63
MARKETING/PIO OFFICE (150)													
541	150	1847	PEREZ, PERRY A.	Program Coordinator	21.15	43,992.00	12,058.21	494.26	186.42	637.88	1320.02	223.08	58,911.87
OPERATIONS DEPARTMENT (300)													
3001	300	1260	SANTOS, JOHN B.	Operations Manager	63.91	132,932.80	36,436.88	494.26	186.42	1,927.53			171,977.89
3009	300	1836	CALVO, KENNETH L.	Planner Work Coordin	46.06	95,804.80	26,260.10	494.26	186.42	1,389.17	2472.86	223.08	126,830.69
5001	300	1033	UNTALAN, JENNIE C.	Administrative Offic	27.03	56,222.40	15,410.56	494.26	186.42	815.22			73,128.86
3005	300	1460	BORJA, JUAN C.	Planner III	35.56	73,964.80	20,273.75	494.26	186.42	1,072.49			95,991.72
3008	300	1820	CASUPANG, RHRODA B.	Planner Work Coordin	20.06	41,724.80	11,436.77	494.26	186.42	605.01	6234.02	403.26	61,084.54
706	300	1310	QUINTANILLA, KENNETH	Administrative Assis	20.73	43,118.40	11,818.75	494.26	186.42	625.22	6234.02	403.26	62,880.33
STEVEDORE DIVISION (310)													

FY-2017

APPROVED STAFFING PATTERN

December 31, 2016

Position Number	Home Unit	Employee Number	NAME	Description POSITION TITLE	Hourly Rate	Annual Income	RET-DB/DC 27.41%	RET-DDI \$19.01	LIFE \$7.17	Medicare 1.45%	Medical Contri	Dental Contri	Total
4000	310	1437	PINAULA, SIMON S.	Stevedoring Superint	50.23	104,478.40	28,637.53	494.26	186.42	1,514.94	2980.9	403.26	135,311.55
4003	310	1772	QUINATA, CORRINA H.C	Planner Work Coordin	21.72	45,177.60	12,383.18	494.26	186.42	655.08	3772.6	239.46	62,908.60
CARGO HANDLING (312)													
4102	312	1447	TOPASNA, JUNIOR D.N.	Stevedore Supervisor	30.63	63,710.40	17,463.02	494.26	186.42	923.8	2980.9	403.26	86,162.06
4104	312	1364	BORJA, JOHN G.	Stevedore Supervisor	29.96	62,316.80	17,081.03	494.26	186.42	903.59	2472.86	223.08	83,678.04
4105	312	1360	BLAS, ANTHONY M.	Stevedore Supervisor	30.56	63,564.80	17,423.11	494.26	186.42	921.69	4488.64	298.22	87,377.14
4107	312	1645	TOPASNA, REED K.S.	Stevedore Supervisor	24.55	51,064.00	13,996.64	494.26	186.42	740.43	6234.02	403.26	73,119.03
4108	312	1003	ALVAREZ, PATRICK E.	Stevedore Supervisor	29.14	60,611.20	16,613.53	494.26	186.42	878.86	3772.6	239.46	82,796.33
4108	312	1419	MEEKS, ROBERT L.	Stevedore Supervisor	24.31	50,564.80	13,859.81	494.26	186.42	733.19	3772.6	239.46	69,850.54
4200	312	1355	DYDASCO, RICHARD A.S	Stevedore Leader	25.55	53,144.00	14,566.77	494.26	186.42	770.59	2472.86	223.08	71,857.98
4201	312	1456	SANTOS, GILBERT G.	Stevedore Leader	24.8	51,584.00	14,139.17	494.26	186.42	747.97	2472.86	223.08	69,847.76
4202	312	1329	SANTOS, WALTER M.	Stevedore Leader	23.83	49,566.40	13,586.15	494.26	186.42	718.71	2472.86	223.08	67,247.88
4205	312	1417	MANGLONA, JOAQUIN T.	Stevedore Leader	23.36	48,588.80	13,318.19	494.26	186.42	704.54	6234.02	403.26	69,929.49
4226	312	1192	QUINATA, JESSE N.	Stevedore Leader	22.45	46,696.00	12,799.37	494.26	186.42	677.09	6234.02	403.26	67,490.42
4301	312	1758	CEPEDA JR, FRANK V.A	Stevedore	20.58	42,806.40	11,733.23	494.26	186.42	620.69	1320.02	223.08	57,384.10
4303	312	1707	SANCHEZ, RUDY Q.	Stevedore	19.97	41,537.60	11,385.46	494.26	186.42	602.3	6234.02	403.26	60,843.32
4304	312	1740	CRUZ, BENNY G.	Stevedore	20.17	41,953.60	11,499.48	494.26	186.42	608.33	2472.86	223.08	57,438.03
4309	312	1426	ROBERTO, JOSEPH B.	Stevedore	19.97	41,537.60	11,385.46	494.26	186.42	602.3	4488.64	298.22	58,992.90
4311	312	1704	PEREZ, CHAUNCY J.	Stevedore	20.38	42,390.40	11,619.21	494.26	186.42	614.66	2472.86	223.08	58,000.89
4313	312	1812	TAJANAO, DOMINIC D.	Stevedore	17.55	36,504.00	10,005.75	494.26	186.42	529.31	4488.64	298.22	52,506.60
4315	312	1756	SANCHEZ, THADDEUS J.	Stevedore	19.39	40,331.20	11,054.78	494.26	186.42	584.8	6234.02	403.26	59,288.74
4316	312	1979	DUENAS, JESS B.	Stevedore	14.24	29,619.20	8,118.62	494.26	186.42	429.48			38,847.98
4317	312	1394	DEFENSOR, ROMY C.	Stevedore	20.17	41,953.60	11,499.48	494.26	186.42	608.33	4488.64	298.22	59,230.73
4318	312	1423	NAPUTI, ARTHUR A.	Stevedore	20.38	42,390.40	11,619.21	494.26	186.42	614.66	2145	298.22	57,748.17
4320	312	1801	AGUIGUJ, CHRISTOPHER	Stevedore	18.26	37,980.80	10,410.54	494.26	186.42	550.72	2472.86	223.08	52,318.68

FY-2017

APPROVED STAFFING PATTERN

December 31, 2016

Position Number	Home Unit	Employee Number	NAME	Description POSITION TITLE	Hourly Rate	Annual Income	RET-DB/DC 27.41%	RET-DDI \$19.01	LIFE \$7.17	Medicare 1.45%	Medical Contri	Dental Contri	Total
4322	312	1067	PINEDA, BENJAMIN B.	Stavedore	19.19	39,915.20	10,940.76	494.26	186.42	578.77	2472.86	223.08	54,811.35
4323	312	1913	SAN NICOLAS, MARTIN	Stavedore	14.24	29,619.20	8,118.62	494.26	186.42	429.48			38,847.98
4326	312	1879	SANCHEZ, JESSE G.	Stavedore	15.58	32,406.40	8,882.59	494.26	186.42	469.89	2472.86	223.08	45,135.50
4327	312	1817	BABAUTA, SAMMY Q.	Stavedore	18.26	37,980.80	10,410.54	494.26	186.42	550.72	2472.86	223.08	52,318.68
4328	312	1739	TOPASNA, RENE L.	Stavedore	19.78	41,142.40	11,277.13	494.26	186.42	596.56	2472.86	223.08	56,392.71
4334	312	1737	QUIDACHAY, GEORGE S.	Stavedore	21.57	44,865.60	12,297.66	494.26	186.42	650.55	6234.02	403.26	65,131.77
4336	312	1763	QUINATA, JEFFREY J.	Stavedore	19.78	41,142.40	11,277.13	494.26	186.42	596.56	2472.86		56,169.63
4337	312	1766	SALAS, CHRISTOPHER P	Stavedore	20.99	43,659.20	11,966.99	494.26	186.42	633.06	2472.86	223.08	59,635.87
4340	312	1764	ATALIG, JOSEPH Q.	Stavedore	20.17	41,953.60	11,499.48	494.26	186.42	608.33			54,742.09
4342	312	1887	GUERRERO, PETERSON F	Stavedore	14.67	30,513.60	8,363.78	494.26	186.42	442.45			40,000.51
4346	312	1860	DATUIN, NORBERTO D.	Stavedore	16.37	34,049.60	9,333.00	494.26	186.42	493.72	1320.02	223.08	46,100.10
4347	312	1861	BENITO, CHRISTOPHER	Stavedore	15.89	33,051.20	9,059.33	494.26	186.42	479.24	3772.6	239.46	47,282.51
4348	312	1873	SALAS, PHILLIP A.	Stavedore	15.42	32,073.60	8,791.37	494.26	186.42	465.07	3772.6	239.46	46,022.78
4349	312	1978	CRUZ, JASMINE D.	Stavedore	14.24	29,619.20	8,118.62	494.26	186.42	429.48			38,847.98
4350	312	1915	CONCEPCION, II, WOOD	Stavedore	14.24	29,619.20	8,118.62	494.26	186.42	429.48			38,847.98
4354	312	1919	AGUON, DERWIN R.	Stavedore	14.24	29,619.20	8,118.62	494.26	186.42	429.48			38,847.98
4355	312	1920	GOFIGAN, RAYMOND J.	Stavedore	14.24	29,619.20	8,118.62	494.26	186.42	429.48			38,847.98
4358	312	1923	CAMACHO, JUNIOR B.	Stavedore	14.24	29,619.20	8,118.62	494.26	186.42	429.48			38,847.98
4360	312	1927	SIGUENZA, TERRENCE J	Stavedore	14.24	29,619.20	8,118.62	494.26	186.42	429.48			38,847.98
4513	312	1787	FLORES, JESSE J.	Stavedore	18.63	38,750.40	10,621.48	494.26	186.42	561.88			50,614.44
4220	312	1432	PEREDO, FRANKIE S.	Winch Operator	22.19	46,155.20	12,651.14	494.26	186.42	669.25			60,156.27
4225	312	1373	CABE JR., QUIRINO B.	Winch Operator	21.33	44,366.40	12,160.83	494.26	186.42	643.31	6234.02	403.26	64,488.50
4228	312	1370	CALIP, AMBROSE I.	Winch Operator	22.19	46,155.20	12,651.14	494.26	186.42	669.25	2472.86	223.08	62,852.21
4308	312	1706	MESA, JOSEPH K.	Winch Operator	19.89	41,371.20	11,339.85	494.26	186.42	599.88			53,991.61
4310	312	1709	AGUON, JOSEPH J.	Winch Operator	20.7	43,056.00	11,801.65	494.26	186.42	624.31			56,162.64

FY-2017

APPROVED STAFFING PATTERN

December 31, 2016

Position Number	Home Unit	Employee Number	NAME	Description POSITION TITLE	Hourly Rate	Annual Income	RET-DB/DC 27.41%	RET-DDI \$19.01	LIFE \$7.17	Medicare 1.45%	Medical Contri	Dental Contri	Total
4325	312	1116	QUIDACHAY, WILLIAM G	Winch Operator	21.75	45,240.00	12,400.28	494.26	186.42	655.98	2980.9	403.26	62,361.10
4332	312	1643	ASANOMA, VINCENT J.	Winch Operator	22.19	46,155.20	12,651.14	494.26	186.42	669.25	3772.6	239.46	64,168.33
RIGGING (313)													
4221	313	1451	TORRES, STEVEN G.	Rigger Leader	27.57	57,345.60	15,718.43	494.26	186.42	831.51	2472.86	223.08	77,272.16
4406	313	1438	TEDTAOTAO, PAUL M.	Rigger	23.09	48,027.20	13,164.26	494.26	186.42	696.39	4488.64	298.22	67,355.39
4230	313	1425	NAPUTI, DAVID F.	Rigger	20.29	42,203.20	11,567.90	494.26	186.42	611.95	2472.86	223.08	57,759.67
TERMINAL DIVISION (320)													
5000	320	1273	ULLOA JR., JOSE A.	Terminal Superintendent	54.55	113,464.00	31,100.48	494.26	186.42	1,645.23			146,890.39
440	320	1724	GARRIDO, JESSICA CEL	Administrative Assis	20.94	43,555.20	11,938.48	494.26	186.42	631.55			56,805.91
5319	320	1258	SAN NICOLAS, WAYNE D	Planner Work Coordin	26.24	54,579.20	14,960.16	494.26	186.42	791.4	2472.86	223.08	73,707.38
5007	320	1818	FLORES, JANICE H.	Planner Work Coordin	22.15	46,072.00	12,628.34	494.26	186.42	668.04	2472.86	223.08	62,745.00
5214	320	1297	PRONOBLE, ANILO L.	Cargo Checker Leader	24.96	51,916.80	14,230.39	494.26	186.42	752.79	4488.64		72,069.30
5315	320	1755	TUITU, JOSHUA T.	Cargo Checker Leader	21.72	45,177.60	12,383.18	494.26	186.42	655.08	6234.02	403.26	65,533.82
5337	320	1735	SAN NICOLAS, PAUL A.	Cargo Checker Leader	22.15	46,072.00	12,628.34	494.26	186.42	668.04	2472.86	223.08	62,745.00
5338	320	1794	SANTOS, BRYAN A.L.	Cargo Checker Leader	19.27	40,081.60	10,986.37	494.26	186.42	581.18	3772.6	239.46	56,341.89
5100	320	1199	CEPEDA, FRANK S.N.	Cargo Checker Superv	30.26	62,940.80	17,252.07	494.26	186.42	912.64	2145	298.22	84,229.41
5212	320	1030	TAJALLE, JOSEPH C.	Cargo Checker Superv	31.17	64,833.60	17,770.89	494.26	186.42	940.09	2472.86		86,698.12
5101	320	1247	DUENAS, GEORGE S.	Cargo Checker	26.02	54,121.60	14,834.73	494.26	186.42	784.76	3939.52	239.46	74,600.75
5215	320	1807	MESA, TRAVIS P.	Cargo Checker	18.19	37,835.20	10,370.63	494.26	186.42	548.61	3772.6	239.46	53,447.18
5216	320	1024	QUINATA, LINA M.	Cargo Checker	23.79	49,483.20	13,563.35	494.26	186.42	717.51	3772.6	239.46	68,456.80
5218	320	1821	MENO, THOMAS C.	Cargo Checker	16.46	34,236.80	9,384.31	494.26	186.42	496.43	2472.86	223.08	47,494.16
5300	320	1757	YOSHIDA, ANGELA M.A.	Cargo Checker	20.49	42,619.20	11,681.92	494.26	186.42	617.98	6234.02	403.26	62,237.06
5301	320	1929	SANTOS, JASMIN K.	Cargo Checker	14.61	30,388.80	8,329.57	494.26	186.42	440.64	3772.6	239.46	43,851.75
5302	320	1912	ROBERTO, COREY V. C.	Cargo Checker	14.61	30,388.80	8,329.57	494.26	186.42	440.64	3772.6	239.46	43,851.75
5303	320	1816	MANIBUSAN, ANTHONY P	Cargo Checker	18.37	38,209.60	10,473.25	494.26	186.42	554.04	2472.86	223.08	52,613.51

FY-2017

APPROVED STAFFING PATTERN

December 31, 2016

Position Number	Home Unit	Employee Number	NAME	Description POSITION TITLE	Hourly Rate	Annual Income	RET-DB/DC 27.41%	RET-DDI \$19.01	LIFE \$7.17	Medicare 1.45%	Medical Contri	Dental Contri	Total
5304	320	1962	MCDONALD, III, JOHN	Cargo Checker	14.61	30,388.80	8,329.57	494.26	186.42	440.64	1805.96	239.46	41,885.11
5304	320	1855	TOVES, VINCENT A.	Cargo Checker	14.76	30,700.80	8,415.09	494.26	186.42	445.16	2472.86	223.08	42,937.67
5306	320	1806	PAULINO, BRADLEY S.	Cargo Checker	18.19	37,835.20	10,370.63	494.26	186.42	548.61	3772.6	239.46	53,447.18
5307	320	1751	ROSARIO, JOHN P.	Cargo Checker	20.49	42,619.20	11,681.92	494.26	186.42	617.98	2472.86	223.08	58,295.72
5308	320	1834	SANTOS, COLBY JOHN L	Cargo Checker	16.63	34,590.40	9,481.23	494.26	186.42	501.56	6234.02	403.26	51,891.15
5309	320	1403	GUERRERO, ADRIAN A.	Cargo Checker	19.89	41,371.20	11,339.85	494.26	186.42	599.88	2472.86	223.08	56,687.55
5310	320	1880	FAUSTO, RANIE F.	Cargo Checker	14.76	30,700.80	8,415.09	494.26	186.42	445.16			40,241.73
5311	320	1777	SANCHEZ, MATTHEW Q.	Cargo Checker	19.89	41,371.20	11,339.85	494.26	186.42	599.88	2472.86	223.08	56,687.55
5312	320	1265	TAITANO, JULIAN A.	Cargo Checker	19.89	41,371.20	11,339.85	494.26	186.42	599.88	2472.86	223.08	56,687.55
5313	320	1805	BARCINAS, MICHAEL J.	Cargo Checker	18.19	37,835.20	10,370.63	494.26	186.42	548.61	6234.02	403.26	56,072.40
5314	320	1251	RETUMBAN SR., EDGARD	Cargo Checker	21.54	44,803.20	12,280.56	494.26	186.42	649.65	2472.86	223.08	61,110.03
5316	320	1833	AGUERO, MELISSA F.	Cargo Checker	16.63	34,590.40	9,481.23	494.26	186.42	501.56	2472.86	223.08	47,949.81
5317	320	1906	TAJALLE, JR., MELVIN	Cargo Checker	15.05	31,304.00	8,580.43	494.26	186.42	453.91	2472.86	223.08	43,714.96
5320	320	1942	WAKI, JR., IAN D.	Cargo Checker	14.61	30,388.80	8,329.57	494.26	186.42	440.64			39,839.69
5321	320	1815	LEON GUERRERO, ANTON	Cargo Checker	18.01	37,460.80	10,268.01	494.26	186.42	543.18			48,952.67
5322	320	1250	RETUMBAN, ALEJANDRO	Cargo Checker	21.11	43,908.80	12,035.40	494.26	186.42	636.68	6234.02	403.26	63,898.84
5328	320	1769	MANIBUSAN, FRANK C.	Cargo Checker	20.7	43,056.00	11,801.65	494.26	186.42	624.31			56,162.64
5329	320	1761	PALOMO, CRAIG-THOMAS	Cargo Checker	19.89	41,371.20	11,339.85	494.26	186.42	599.88			53,991.61
5335	320	1943	BENTON, II, FREDRICK	Cargo Checker	14.61	30,388.80	8,329.57	494.26	186.42	440.64			39,839.69
5336	320	1881	SAN NICOLAS, HENRY I	Cargo Checker	14.61	30,388.80	8,329.57	494.26	186.42	440.64	3772.6	239.46	43,851.75
5339	320	1941	BLAS, JOHNATHON J.	Cargo Checker	14.61	30,388.80	8,329.57	494.26	186.42	440.64			39,839.69
TRANSPORTATION(330)													
Transportation Superintendent's Office													
6000	330	1300	SANTOS, RAYMOND B.	Transportation Super	54.55	113,464.00	31,100.48	494.26	186.42	1,645.23	6234.02	403.26	153,527.67
6007	330	1778	CRUZ, JACQUELINE A.	Administrative Assis	20.53	42,702.40	11,704.73	494.26	186.42	619.18	1320.02	223.08	57,250.09

FY-2017

APPROVED STAFFING PATTERN

December 31, 2016

Position Number	Home Unit	Employee Number	NAME	Description POSITION TITLE	Hourly Rate	Annual Income	RET-DB/DC 27.41%	RET-DDI \$19.01	LIFE \$7.17	Medicare 1.45%	Medical Contri	Dental Contri	Total
6002	330	1104	LEON GUERRERO, JOSEP	Planner Work Coordin	18.89	39,291.20	10,769.72	494.26	186.42	569.72	6234.02	403.26	57,948.60
6008	330	1305	CRUZ, FRANKIE R.J.	Transportation Super	32.19	66,955.20	18,352.42	494.26	186.42	970.85	6234.02	403.26	93,596.43
6003	330	1339	TAJERON, MICHAEL U.	Transportation Super	39.67	82,513.60	22,616.98	494.26	186.42	1,196.45			107,007.71
6201	330	1303	BAMBA, JOSE P.	Crane Operator Leade	29.96	62,316.80	17,081.03	494.26	186.42	903.59	1805.96	239.46	83,027.52
6202	330	1439	TENORIO, PETER S.N.	Crane Operator Leade	29.37	61,089.60	16,744.66	494.26	186.42	885.8	2472.86	223.08	82,096.68
6215	330	1062	CONCEPCION, ANTHONY	Equipment Operator I	26.76	55,660.80	15,256.63	494.26	186.42	807.08	4488.64	298.22	77,192.05
6301	330	1327	MENO, JOAQUIN R.	Equipment Operator I	31.7	65,936.00	18,073.06	494.26	186.42	956.07	4488.64	298.22	90,432.67
CRANE OPERATOR (331)													
6200	331	1039	QUICHOCHO, PETER T.	Crane Operator	28.41	59,092.80	16,197.34	494.26	186.42	856.85	2472.86	223.08	79,523.61
6213	331	1649	ROBERTO, JR., DAVID	Crane Operator	27.3	56,784.00	15,564.49	494.26	186.42	823.37	2980.9	403.26	77,236.70
6217	331	1302	BALAJADIA, DERRICK M	Crane Operator	28.69	59,675.20	16,356.97	494.26	186.42	865.29	2145	298.22	80,021.36
6218	331	1384	TORRES, GERALD F.	Crane Operator	27.57	57,345.60	15,718.43	494.26	186.42	831.51			74,576.22
6222	331	1319	LORENZO, PETER C.	Crane Operator	27.85	57,928.00	15,878.06	494.26	186.42	839.96			75,326.70
6224	331	1399	TUDELA, ALBERT I.	Crane Operator	26.76	55,660.80	15,256.63	494.26	186.42	807.08	3772.6	239.46	76,417.25
6225	331	1409	BABAUTA, GREGORIO L.	Crane Operator	25.21	52,436.80	14,372.93	494.26	186.42	760.33	1805.96	239.46	70,296.16
6227	331	1271	MALAGA, EDWIN A.	Crane Operator	30.46	63,356.80	17,366.10	494.26	186.42	918.67	6234.02	403.26	88,959.53
6229	331	1864	AQUININGOC, JACOB Q.	Crane Operator	19.08	39,686.40	10,878.04	494.26	186.42	575.45	6234.02		58,054.59
6230	331	1055	BORDALLO III, ALFRED	Crane Operator	25.98	54,038.40	14,811.93	494.26	186.42	783.56	6234.02	403.26	76,951.85
6312	331	1290	NANGAUTA, JOSEPH J.	Crane Operator	29.86	62,108.80	17,024.02	494.26	186.42	900.58			80,714.08
6313	331	1005	CLAROS, PATRICK Q.	Crane Operator	28.98	60,278.40	16,522.31	494.26	186.42	874.04	1320.02	223.08	79,898.53
6338	331	1078	DIEGO, JESSE A.	Crane Operator	24.72	51,417.60	14,093.56	494.26	186.42	745.56	6234.02	403.26	73,574.68
EQUIPMENT OPERATOR SECTION (332)													
4331	332	1605	CASTANEDA, PEDRO S.	Equipment Operator I	20.91	43,492.80	11,921.38	494.26	186.42	630.65			56,725.51
5326	332	1971	BALAJADIA, ERIC J.	Equipment Operator I	14.76	30,700.80	8,415.09	494.26	186.42	445.16			40,241.73
6210	332	1877	CRUZ, GARY T.	Equipment Operator I	16.46	34,236.80	9,384.31	494.26	186.42	496.43	6234.02	403.26	51,435.50

FY-2017

APPROVED STAFFING PATTERN

December 31, 2016

Position Number	Home Unit	Employee Number	NAME	Description POSITION TITLE	Hourly Rate	Annual Income	RET-DB/DC 27.41%	RET-DDI \$19.01	LIFE \$7.17	Medicare 1.45%	Medical Contri	Dental Contri	Total
6211	332	1052	SANTOS, ALBERT E.	Equipment Operator I	21.79	45,323.20	12,423.09	494.26	186.42	657.19	6234.02	403.26	65,721.44
6214	332	1849	VAN METER, LESTER M.	Equipment Operator I	18.37	38,209.60	10,473.25	494.26	186.42	554.04	2472.86	223.08	52,613.51
6219	332	1799	SABLAN, JR. RONNIE D	Equipment Operator I	20.12	41,849.60	11,470.98	494.26	186.42	606.82	6234.02	403.26	61,245.36
6226	332	1057	CALIP, ALAN I.	Equipment Operator I	25.3	52,624.00	14,424.24	494.26	186.42	763.05			68,491.97
6311	332	1662	NEDEDOG, THEODORE T	Equipment Operator I	25.05	52,104.00	14,281.71	494.26	186.42	755.51	3772.6	239.46	71,833.96
6314	332	1863	SANTOS, FRANKLIN J.	Equipment Operator I	17.16	35,692.80	9,783.40	494.26	186.42	517.55			46,674.43
6315	332	1326	SANCHEZ, KEVIN R.	Equipment Operator I	24.55	51,064.00	13,996.64	494.26	186.42	740.43			66,481.75
6316	332	1958	CALL, JR., CRISTITO	Equipment Operator I	14.76	30,700.80	8,415.09	494.26	186.42	445.16	6234.02	403.26	46,879.01
6330	332	1798	BENAVENTE, IGNACIO A	Equipment Operator I	18.93	39,374.40	10,792.52	494.26	186.42	570.93	4488.64	298.22	56,205.39
6331	332	1081	GARRIDO, RICKY E.	Equipment Operator I	25.26	52,540.80	14,401.43	494.26	186.42	761.84	4488.64	298.22	73,171.61
6337	332	1352	UNTALAN, ANTONIO Q.	Equipment Operator I	21.11	43,908.80	12,035.40	494.26	186.42	636.68			57,261.56
6341	332	1925	WAKI, CHRISTOPHER D.	Equipment Operator I	14.76	30,700.80	8,415.09	494.26	186.42	445.16	6234.02	403.26	46,879.01
6347	332	1824	CRUZ, KEVIN LEE T.	Equipment Operator I	18.55	38,584.00	10,575.87	494.26	186.42	559.47			50,400.02
6348	332	1930	DUENAS, SANDY M.	Equipment Operator I	14.76	30,700.80	8,415.09	494.26	186.42	445.16			40,241.73
6349	332	1348	TAYAMA, JOAQUIN L.G.	Equipment Operator I	24.07	50,065.60	13,722.98	494.26	186.42	725.95	2472.86	223.08	67,891.15
6351	332	1075	CRUZ, TED R.	Equipment Operator I	25.55	53,144.00	14,566.77	494.26	186.42	770.59	6234.02	403.26	75,799.32
6356	332	1253	EVANGELISTA, ANTHONY	Equipment Operator I	25.76	53,580.80	14,686.50	494.26	186.42	776.92			69,724.90
6357	332	1676	MESA, ANTONIO R.	Equipment Operator I	21.11	43,908.80	12,035.40	494.26	186.42	636.68	2582.32	223.08	60,066.96
6358	332	1932	PALOMO, LOUIS A.	Equipment Operator I	14.76	30,700.80	8,415.09	494.26	186.42	445.16			40,241.73
6359	332	1960	MENDIOLA, FRANCISCO	Equipment Operator I	14.76	30,700.80	8,415.09	494.26	186.42	445.16	6234.02	403.26	46,879.01
6360	332	1689	TEIXEIRA, DAVID G.	Equipment Operator I	21.54	44,803.20	12,280.56	494.26	186.42	649.65	3772.6	239.46	62,426.15
6361	332	1691	FERNANDO, ARNOLD P.	Equipment Operator I	21.75	45,240.00	12,400.28	494.26	186.42	655.98	1805.96	239.46	61,022.36
6362	332	1694	BLAS JR., ALBERT D.	Equipment Operator I	21.11	43,908.80	12,035.40	494.26	186.42	636.68	2472.86	223.08	59,957.50
6363	332	1696	ATOIGUE, FREDERICK	Equipment Operator I	21.75	45,240.00	12,400.28	494.26	186.42	655.98	3772.6	239.46	62,989.00
6364	332	1827	QUIDACHAY, PATRICK J	Equipment Operator I	17.48	36,358.40	9,965.84	494.26	186.42	527.2	6234.02	403.26	54,169.40

FY-2017

APPROVED STAFFING PATTERN

December 31, 2016

Position Number	Home Unit	Employee Number	NAME	Description POSITION TITLE	Hourly Rate	Annual Income	RET-DB/DC 27.41%	RET-DDI \$19.01	LIFE \$7.17	Medicare 1.45%	Medical Contri	Dental Contri	Total
6365	332	1698	BORJA, ROLEY NOEL A.	Equipment Operator I	21.11	43,908.80	12,035.40	494.26	186.42	636.68			57,261.56
6368	332	1904	SANTOS, JOHN A.	Equipment Operator I	15.36	31,948.80	8,757.17	494.26	186.42	463.26			41,849.91
6369	332	1866	SAN NICOLAS, RAYMOND	Equipment Operator I	16.3	33,904.00	9,293.09	494.26	186.42	491.61	6234.02	403.26	51,006.66
6372	332	1690	ZAMORA, DANNY J.	Equipment Operator I	18.37	38,209.60	10,473.25	494.26	186.42	554.04	6234.02	403.26	56,554.85
6373	332	1905	TOLENOA, MARK C.	Equipment Operator I	15.36	31,948.80	8,757.17	494.26	186.42	463.26	2472.86	223.08	44,545.85
6377	332	1829	OGO, MAUI C.	Equipment Operator I	17.83	37,086.40	10,165.38	494.26	186.42	537.75	1320.02	223.08	50,013.31
6406	332	1972	CRUZ, II, FRANKIE A.	Equipment Operator I	14.76	30,700.80	8,415.09	494.26	186.42	445.16			40,241.73
6409	332	1928	PEREZ, HERBERT Q.	Equipment Operator I	14.76	30,700.80	8,415.09	494.26	186.42	445.16			40,241.73
6410	332	1931	MESNGON, JORDAN C.	Equipment Operator I	14.76	30,700.80	8,415.09	494.26	186.42	445.16			40,241.73
6416	332	1959	MENDIOLA, II, ANTHON	Equipment Operator I	14.76	30,700.80	8,415.09	494.26	186.42	445.16			40,241.73
6418	332	1970	CRUZ, DEVIN JESS	Equipment Operator I	14.76	30,700.80	8,415.09	494.26	186.42	445.16			40,241.73
6516	332	1795	BORJA, RICHARD N.	Equipment Operator I	19.69	40,955.20	11,225.82	494.26	186.42	593.85	6234.02	403.26	60,092.83
DISPATCHER'S SECTION (333)													
6111	333	1285	BLAS, EUGENE F.S.	Mobile Equipment Dis	16.3	33,904.00	9,293.09	494.26	186.42	491.61	2472.86	223.08	47,065.32
6345	333	1396	FRANCISCO, ANTHONY R	Mobile Equipment Dis	22.19	46,155.20	12,651.14	494.26	186.42	669.25	2980.9	403.26	63,540.43
6112	333	1351	PECINA JR., JORGE D.	Mobile Equipment Ser	29.61	61,588.80	16,881.49	494.26	186.42	893.04	3772.6	239.46	84,056.07
MAINTENANCE DIVISION													
Maintenance Manager's Office (400)													
7000	400	1219	CANDOLETA, ERNEST G.	Maintenance Manager	63.27	131,601.60	36,072.00	494.26	186.42	1,908.22	3772.6	239.46	174,274.56
7005	400	1721	PANGELINAN, JOAQUIN	Manager, Equip. Supp	42.98	89,398.40	24,504.10	494.26	186.42	1,296.28	2472.86	223.08	118,575.40
7003	400	1653	BAGAFORO, EVELYN P.	Administrative Offic	22.37	46,529.60	12,753.76	494.26	186.42	674.68	2472.86	223.08	63,334.66
7004	400	1728	LLANES, MARIA T.	Administrative Assis	20.32	42,265.60	11,585.00	494.26	186.42	612.85	2980.9	403.26	58,528.29
8112	400	1957	DIAZ, GUSSIEANNMARIE	Administrative Assis	16.49	34,299.20	9,401.41	494.26	186.42	497.34	2472.86	223.08	47,574.57
EQUIPMENT MAINTENANCE (410)													
Equipment Maintenance Superintendent's Office													

FY-2017

APPROVED STAFFING PATTERN

December 31, 2016

Position Number	Home Unit	Employee Number	NAME	Description POSITION TITLE	Hourly Rate	Annual Income	RET-DB/DC 27.41%	RET-DDI \$19.01	LIFE \$7.17	Medicare 1.45%	Medical Contri	Dental Contri	Total
7002	410	1225	JAVELOSA, JORGE R.	Equip. Maint. Superi	55.64	115,731.20	31,721.92	494.26	186.42	1,678.10	2980.9	403.26	153,196.06
CRANE MECHANIC SECTION (411)													
9101	411	1722	SONTILLANOSA, JULIET	Crane Mechanic Leade	26.58	55,286.40	15,154.00	494.26	186.42	801.65	4488.64		76,411.37
9100	411	1243	YAP, JULIO D.	Crane Mechanic Super	41.69	86,715.20	23,768.64	494.26	186.42	1,257.37	6234.02		118,655.91
9107	411	1723	AROMIN, GUS ALAN D.	Crane Mechanic II	26.76	55,660.80	15,256.63	494.26	186.42	807.08	2980.9	403.26	75,789.35
9108	411	1381	BELMES, FRANCISCO A.	Crane Mechanic II	26.5	55,120.00	15,108.39	494.26	186.42	799.24	4488.64		76,196.95
9111	411	1190	HATTIG, HERBERT G.	Crane Mechanic II	25.98	54,038.40	14,811.93	494.26	186.42	783.56	6234.02	403.26	76,951.85
9113	411	1743	JARDELEZA, RENATO G.	Crane Mechanic II	23.52	48,921.60	13,409.41	494.26	186.42	709.36	6234.02	403.26	70,358.33
9105	411	1232	LAU, ROBERT D.	Crane Mechanic II	24.23	50,398.40	13,814.20	494.26	186.42	730.78	2472.86	223.08	68,320.00
9106	411	1233	NIU, EFREN B.	Crane Mechanic II	24.47	50,897.60	13,951.03	494.26	186.42	738.02	1320.02	223.08	67,810.43
9103	411	1890	PEREGRINO, ROMEO R.	Crane Mechanic II	18.71	38,916.80	10,667.09	494.26	186.42	564.29	4488.64	298.22	55,615.72
9117	411	1822	RIVERA, MARK R.	Crane Mechanic II	18.89	39,291.20	10,769.72	494.26	186.42	569.72	6234.02	403.26	57,948.60
9116	411	1700	SEPULLA, BARTOLOME B	Crane Mechanic II	24.47	50,897.60	13,951.03	494.26	186.42	738.02	2472.86		68,740.19
9104	411	1047	TOPASNA, PETER L.G.	Crane Mechanic II	25.98	54,038.40	14,811.93	494.26	186.42	783.56	1320.02	223.08	71,857.67
9112	411	1968	BELMES, BENBERT S.	Crane Mechanic I	14.61	30,388.80	8,329.57	494.26	186.42	440.64	6234.02	403.26	46,476.97
9114	411	1900	TAITANO, CHRISTOPHER	Crane Mechanic I	14.61	30,388.80	8,329.57	494.26	186.42	440.64	6234.02	403.26	46,476.97
PREVENTIVE MAINTENANCE SECTION (412)													
9300	412	1217	TORRES, ALFRED J.	Prev. Maint. Mech. S	30.32	63,065.60	17,286.28	494.26	186.42	914.45	6234.02	403.26	88,584.29
8312	412	1796	CANDOLETA, JUSTIN A.	Preventive Maint. Me	19.27	40,081.60	10,986.37	494.26	186.42	581.18	2472.86	223.08	55,025.77
9112	412	1969	QUINTANILLA, JR., JO	Preventive Maint. Me	17.98	37,398.40	10,250.90	494.26	186.42	542.28	2472.86	223.08	51,568.20
9304	412	1652	FLORES, RICHARD P.	Preventive Maint. Me	26.24	54,579.20	14,960.16	494.26	186.42	791.4	1320.02		72,331.46
9307	412	1907	QUINATA, ROBERT D.	Preventive Maint. Me	18.16	37,772.80	10,353.52	494.26	186.42	547.71	2472.86	223.08	52,050.65
9312	412	1656	PIOLO, GEORGE E.	Preventive Maint. Me	29.37	61,089.60	16,744.66	494.26	186.42	885.8	3772.6	239.46	83,412.80
9315	412	1732	ETTLEMAN, CURTIS R.	Preventive Maint. Me	25.98	54,038.40	14,811.93	494.26	186.42	783.56	2472.86	223.08	73,010.51
9317	412	1909	DATUIN, CHRISTOPHER	Preventive Maint. Me	18.34	38,147.20	10,456.15	494.26	186.42	553.13			49,837.16

FY-2017

APPROVED STAFFING PATTERN

December 31, 2016

Position Number	Home Unit	Employee Number	NAME	Description POSITION TITLE	Hourly Rate	Annual Income	RET-DB/DC 27.41%	RET-DDI \$19.01	LIFE \$7.17	Medicare 1.45%	Medical Contri	Dental Contri	Total
9318	412	1916	FERNANDEZ, DOMINICK	Preventive Maint. Me	17.98	37,398.40	10,250.90	494.26	186.42	542.28			48,872.26
9319	412	1917	FLORES, SHAWN D.	Preventive Maint. Me	17.98	37,398.40	10,250.90	494.26	186.42	542.28			48,872.26
9320	412	1922	CALIP, CHRISTOPHER J	Preventive Maint. Me	17.98	37,398.40	10,250.90	494.26	186.42	542.28			48,872.26
FLEET MAINTENANCE SECTION (413)													
9109	413	1945	FLORES, RICHARD R.	Heavy Equipment Mech	17.98	37,398.40	10,250.90	494.26	186.42	542.28			48,872.26
9201	413	1263	LEON GUERRERO, JOHN	Heavy Equip. Mechani	25.55	53,144.00	14,566.77	494.26	186.42	770.59	3772.6	239.46	73,174.10
9203	413	1933	QUINTANILLA, RANDY J	Heavy Equipment Mech	14.61	30,388.80	8,329.57	494.26	186.42	440.64			39,839.69
9208	413	1120	FAASUAMALIE, IONATAN	Heavy Equipment Mech	25.72	53,497.60	14,663.69	494.26	186.42	775.72	2472.86	223.08	72,313.63
9209	413	1246	ADONAY, WILFREDO B.	Heavy Equipment Mech	24.72	51,417.60	14,093.56	494.26	186.42	745.56	6234.02	403.26	73,574.68
9212	413	1188	FLORES, ROY P.C.	Heavy Equipment Mech	25.98	54,038.40	14,811.93	494.26	186.42	783.56	6234.02	298.22	76,548.59
9216	413	1405	HUDSON, WILLIAM M.	Heavy Equipment Mech	28.41	59,092.80	16,197.34	494.26	186.42	856.85	4488.64	403.26	81,614.53
9220	413	1831	JARDELEZA, NESTOR G.	Heavy Equipment Mech	21.93	45,614.40	12,502.91	494.26	186.42	661.41	6234.02	403.26	66,096.68
9221	413	1981	ASTORGA, MATTHEW F.	Heavy Equipment Mech	14.61	30,388.80	8,329.57	494.26	186.42	440.64			39,839.69
9222	413	1832	GUERRERO, JEROME PET	Heavy Equipment Mech	16.63	34,590.40	9,481.23	494.26	186.42	501.56			45,253.87
9223	413	1872	GUERRERO, PETER F.	Heavy Equipment Mech	18.01	37,460.80	10,268.01	494.26	186.42	543.18	6234.02	403.26	55,589.95
WELDER SECTION (414)													
9400	414	1644	TEDTAOTAO, JOSE M.	Welder Supervisor	37.37	77,729.60	21,305.68	494.26	186.42	1,127.08			100,843.04
9308	414	1197	AQUAI, EARL T.L.	Welder II	26.76	55,660.80	15,256.63	494.26	186.42	807.08	6234.02	403.26	79,042.47
9313	414	1602	AROMIN, RAY D.	Welder II	25.98	54,038.40	14,811.93	494.26	186.42	783.56	2145	223.08	72,682.65
9406	414	1221	DUENAS, DAVID D.	Welder II	26.24	54,579.20	14,960.16	494.26	186.42	791.4	2472.86	223.08	73,707.38
9410	414	1079	FEJERAN, PETE JR. Q.	Welder II	23.05	47,944.00	13,141.45	494.26	186.42	695.19			62,461.32
9409	414	1717	MENDIOLA, JESSE C.	Welder II	26.24	54,579.20	14,960.16	494.26	186.42	791.4	1320.02	223.08	72,554.54
9402	414	1226	MENDIOLA, ROY C.	Welder II	32.98	68,598.40	18,802.82	494.26	186.42	994.68	6234.02	403.26	95,713.86
3191	414	1889	BLAS, KILO R.	Trades Helper	10.83	22,526.40	6,174.49	494.26	186.42	326.63	1320.02	223.08	31,251.30
FACILITY MAINTENANCE DIVISION													

FY-2017
APPROVED STAFFING PATTERN
December 31, 2016

Position Number	Home Unit	Employee Number	NAME	Description POSITION TITLE	Hourly Rate	Annual Income	RET-DB/DC 27.41%	RET-DDI \$19.01	LIFE \$7.17	Medicare 1.45%	Medical Contri	Dental Contri	Total
Building Maintenance Superintendent's Office (420)													
8001	420	1613	AFLAGUE, ALEXANDER	Facilities Mt. Supe	36.66	76,252.80	20,900.89	494.26	186.42	1,105.67	2980.9		101,920.94
BUILDING MAINTENANCE SECTION (421)													
8300	421	1227	MUNOZ, RAYMOND C.	Building Maintenance	36.27	75,441.60	20,678.54	494.26	186.42	1,093.90	1320.02	223.08	99,437.82
8304	421	1888	LAGARAS, VESTER G.	Building Maintenance	21.93	45,614.40	12,502.91	494.26	186.42	661.41	2472.86	223.08	62,155.34
8302	421	1139	TAITANO, DAVID C.	Building Maintenance	28.98	60,278.40	16,522.31	494.26	186.42	874.04	1320.02	223.08	79,898.53
8326	421	1964	AMADO, GILBERT C.	Carpenter II	17.86	37,148.80	10,182.49	494.26	186.42	538.66	2145		50,695.63
9405	421	1716	DIAZ, LUIS M.	Carpenter II	17.86	37,148.80	10,182.49	494.26	186.42	538.66	3772.6	239.46	52,562.69
8318	421	1973	SAN NICOLAS, EDWIN G	Carpenter I	14.61	30,388.80	8,329.57	494.26	186.42	440.64	2980.9		42,820.59
8311	421	1128	MARQUEZ, FELICIANO F	Plumber II	22.9	47,632.00	13,055.93	494.26	186.42	690.66	2472.86	223.08	64,755.21
8313	421	1434	PEREZ, MELCHOR B.D.	Plumber II	23.13	48,110.40	13,187.06	494.26	186.42	697.6			62,675.74
8327	421	1158	TASS, JOHN E.	Plumber II	19.34	40,227.20	11,026.28	494.26	186.42	583.29	3772.6	239.46	56,529.51
8316	421	1141	TIRADOR, LEO D.	Painter II	18.19	37,835.20	10,370.63	494.26	186.42	548.61			49,435.12
JANITORIAL SERVICES SECTION (422)													
8200	422	1901	PEREZ, JACQUELINE Q.	Maintenance Custodia	11.16	23,212.80	6,362.63	494.26	186.42	336.59	2472.86	223.08	33,288.64
8204	422	1741	TORRES, SYLVESTRE S.	Maintenance Custodia	12.45	25,896.00	7,098.09	494.26	186.42	375.49	1320.02	223.08	35,593.36
8202	422	1667	CRUZ, LORENZO S.	Maintenance Custodia	15.97	33,217.60	9,104.94	494.26	186.42	481.66	2472.86		45,957.74
4314	422	1911	EAY, JR., ROY H.	Maintenance Custodia	10.83	22,526.40	6,174.49	494.26	186.42	326.63			29,708.20
8210	422	1952	CAMACHO, ADRIAN GENE	Maintenance Custodia	11.27	23,441.60	6,425.34	494.26	186.42	339.9	4488.64	298.22	35,674.38
8211	422	1947	ECLAVEA, JACQUELINE	Maintenance Custodia	10.83	22,526.40	6,174.49	494.26	186.42	326.63	1805.96	239.46	31,753.62
8212	422	1951	ATOIGUE, KARL VINCEN	Maintenance Custodia	11.27	23,441.60	6,425.34	494.26	186.42	339.9			30,887.52
8310	422	1903	DRILON, WILLIAM D.	Maintenance Custodia	10.83	22,526.40	6,174.49	494.26	186.42	326.63	1320.02	223.08	31,251.30
ELECTRICAL/REFRIGERATION SECTION (423)													
8121	423	1946	CRUZ, JOAQUIN J.	Refrigeration Mechan	14.61	30,388.80	8,329.57	494.26	186.42	440.64	4488.64	298.22	44,626.55
8125	423	1811	DIEGO, THOMAS JESSE	Refrigeration Mechan	18.71	38,916.80	10,667.09	494.26	186.42	564.29	2472.86	223.08	53,524.80

FY-2017

APPROVED STAFFING PATTERN

December 31, 2016

Position Number	Home Unit	Employee Number	NAME	Description POSITION TITLE	Hourly Rate	Annual Income	RET-DB/DC 27.41%	RET-DDI \$19.01	LIFE \$7.17	Medicare 1.45%	Medical Contri	Dental Contri	Total
8126	423	1966	GENOVANA, ANTONIO G.	Refrigeration Mechan	14.61	30,388.80	8,329.57	494.26	186.42	440.64	2472.86	223.08	42,535.63
8124	423	1109	CRUZ, RONNIE J.	Electrician Leader	28.22	58,697.60	16,089.01	494.26	186.42	851.12	2472.86		78,791.27
8307	423	1883	MENDIOLA, JASON C.	Electrician II	20.46	42,556.80	11,664.82	494.26	186.42	617.07	6234.02	403.26	62,156.65
8111	423	1610	SAN MIGUEL, JOSEPH F	Electrician II	25.72	53,497.60	14,663.69	494.26	186.42	775.72	6234.02	403.26	76,254.97
8128	423	1965	GICO, FELIPE A.	Electrician I	14.9	30,992.00	8,494.91	494.26	186.42	449.38	6234.02	403.26	47,254.25
8129	423	1886	SANTOS, HENRY M.	Electrician I	14.9	30,992.00	8,494.91	494.26	186.42	449.38			40,616.97
MAINTENANCE CONTROL SECTION (430)													
7107	430	1088	QUENGA, SHANNON T.	Maintenance Planner	28.57	59,425.60	16,288.56	494.26	186.42	861.67	3772.6	239.46	81,268.57
7100	430	1127	OKAZAKI, FRANCISCO C	Planner Work Coordin	25.98	54,038.40	14,811.93	494.26	186.42	783.56			70,314.57
CORPORATE SERVICES (600)													
8308	600	1854	WUSTJG-PEREZ, BETTY	Administrative Assis	18.22	37,897.60	10,387.73	494.26	186.42	549.52			49,515.53
GENERAL ADMINISTRATION (610)													
601	610	1350	MAFNAS, ANTOINETTE M	Administrative Svcs.	31.17	64,833.60	17,770.89	494.26	186.42	940.09	3772.6	239.46	88,237.32
540	610	1848	AVUYU, RONALD A.	Program Coordinator	21.36	44,428.80	12,177.93	494.26	186.42	644.22	3772.6	239.46	61,943.69
6001	610	1841	ECLAVEA, EDNA M.	Clerk III	11.49	23,899.20	6,550.77	494.26	186.42	346.54	2472.86	223.08	34,173.13
8203	610	1896	LUMANOG, NINIA M.G.	Clerk III	11.49	23,899.20	6,550.77	494.26	186.42	346.54	2472.86	223.08	34,173.13
620	610	1840	PATTERSON, TROY S.	Clerk III	11.49	23,899.20	6,550.77	494.26	186.42	346.54	2472.86	223.08	34,173.13
HUMAN RESOURCES (620)													
539	620	1609	NEDEDOG, CARMELITA C	Personnel Specialist	39.96	83,116.80	22,782.31	494.26	186.42	1,205.19	2472.86	239.46	110,257.84
104	620	1204	CEPEDA, SHAWN B.	Personnel Specialist	29.96	62,316.80	17,081.03	494.26	186.42	903.59	1805.96	239.46	83,027.52
808	620	1731	CASTRO, EVANGELINE O	Personnel Assistant	18.34	38,147.20	10,456.15	494.26	186.42	553.13	1805.96	239.46	51,882.58
PROCUREMENT/SUPPLY DIVISION (630) (631)													
2004	631	1936	MUNA, STEVEN P.	Contract Mngmt. Admi	35.23	73,278.40	20,085.61	494.26	186.42	1,062.54	2472.86	223.08	97,803.17
2005	631	1412	SABLAN, ANNIE L. G.	Inventory Mgmt. Admi	33.99	70,699.20	19,378.65	494.26	186.42	1,025.14	3772.6	239.46	95,795.73
200	631	1980	ARCEO, JOYJEAN B.	Program Coordinator	32.34	67,267.20	18,437.94	494.26	186.42	975.37	2472.86	223.08	90,057.13

FY-2017

APPROVED STAFFING PATTERN

December 31, 2016

Position Number	Home Unit	Employee Number	NAME	Description POSITION TITLE	Hourly Rate	Annual Income	RET-DB/DC 27.41%	RET-DDI \$19.01	LIFE \$7.17	Medicare 1.45%	Medical Contri	Dental Contri	Total
2003	631	1830	CASTRO, PIA A.	Administrative Assis	17.16	35,692.80	9,783.40	494.26	186.42	517.55	3772.6	239.46	50,686.49
2002	631	1967	CABRERA, MARK A.	Buyer II	15.67	32,593.60	8,933.91	494.26	186.42	472.61	2472.86	223.08	45,376.74
SUPPLY SECTION (632)													
2201	632	1092	CASTRO JR., PETE M.	Supply Technician II	16.6	34,528.00	9,464.12	494.26	186.42	500.66	2472.86	223.08	45,173.46
626	632	1390	CRUZ, JOSEPH P.	Clerk III	16.94	35,235.20	9,657.97	494.26	186.42	510.91	2472.86	223.08	48,780.70
ENGINEERING DIVISION (640)													
581	640	1076	DELOS SANTOS, SIMEON	Engineer Manager	60.8	126,464.00	34,663.78	494.26	186.42	1,833.73	1320.02	223.08	165,185.29
8120	640	1393	CONDE, ENRIQUE S.	Engineer II	32.19	66,955.20	18,352.42	494.26	186.42	970.85	2980.9	403.26	90,343.31
587	640	1976	GUTIERREZ, IREMAR C.	Engineer III	33.66	70,012.80	19,190.51	494.26	186.42	1,015.19	2980.9	403.26	94,283.34
166	640	1853	DUENAS, VICTOR Q.	Administrative Aide	15.18	31,574.40	8,654.54	494.26	186.42	457.83			41,367.45
COMMERCIAL DIVISION (650)													
700	650	1115	NELSON, GLENN B.	Commercial Manager	49.73	103,438.40	28,352.47	494.26	186.42	1,499.86	3772.6	239.46	137,983.47
703	650	1749	CARBULLIDO, RITA B.	Commercial Specialis	28	58,240.00	15,963.58	494.26	186.42	844.48	3772.6	239.46	79,740.80
702	650	1065	BLAZ, PETER E.	Commercial Specialis	26.58	55,286.40	15,154.00	494.26	186.42	801.65			71,922.73
623	650	1790	LEON GUERRERO, JOHN	Commercial Specialis	25.8	53,664.00	14,709.30	494.26	186.42	778.13			69,832.11
INFORMATION TECHNOLOGY DIVISION (670)													
1002	670	1132	PEREZ, DENNIS J.	Systems Manager	39.17	81,473.60	22,331.91	494.26	186.42	1,181.37	4488.64	298.22	110,454.42
943	670	1021	JENKINS, CAROL V.	Administrative Assis	26.06	54,204.80	14,857.54	494.26	186.42	785.97	2472.86	223.08	73,224.93
1005	670	1771	BONTO, ARDEN B.	Systems Programmer	38.5	80,080.00	21,949.93	494.26	186.42	1,161.16	3772.6	239.46	107,883.83
1008	670	1282	YATAR, ANTHONY J.S.	Programmer Analyst	30.32	63,065.60	17,286.28	494.26	186.42	914.45	3772.6	239.46	85,959.07
1003	670	1011	BLAS, DORIS G.	Computer Operator II	29.27	60,881.60	16,687.65	494.26	186.42	882.78	1320.02	223.08	80,675.81
FINANCE DIVISION													
Controller's Office (675)													
902	675	1407	CONWAY, JOANN B.	General Accounting S	54.39	113,131.20	31,009.26	494.26	186.42	1,640.40			146,461.54
BUDGET OFFICE (140)													

FY-2017

APPROVED STAFFING PATTERN

December 31, 2016

Position Number	Home Unit	Employee Number	NAME	Description POSITION TITLE	Hourly Rate	Annual Income	RET-DB/DC 27.41%	RET-DDI \$19.01	LIFE \$7.17	Medicare 1.45%	Medical Contri	Dental Contri	Total
532	140	1808	BAMBA, VINCENT C.	Budget Analyst	26.12	54,329.60	14,891.74	494.26	186.42	787.78	2472.86	223.08	73,385.74
REVENUE ACCOUNTING SECTION (681)													
950	681	1314	LEON GUERRERO, JENNI	Tariff Supervisor	22.67	47,153.60	12,924.80	494.26	186.42	683.73	3772.6	239.46	65,454.87
4305	681	1470	AFLAGUE, PETER G.	Tariff Technician	20.06	41,724.80	11,436.77	494.26	186.42	605.01	1320.02	0	55,767.28
945	681	1178	BERMUDES, JASON J.	Tariff Technician	19.08	39,686.40	10,878.04	494.26	186.42	575.45			51,820.57
957	681	1882	SIATAN, JULIE AIDA Y	Accounting Technician	13.9	28,912.00	7,924.78	494.26	186.42	419.22	1320.02	223.08	39,479.78
961	681	1908	TOPASNA, LORETTA LYN	Accounting Technicia	13.9	28,912.00	7,924.78	494.26	186.42	419.22			37,936.68
EXPENSE ACCOUNTING SECTION (685)													
946	685	1455	ELORDI, MIAMI M.	General Accounting S	48.75	101,400.00	27,793.74	494.26	186.42	1,470.30	2472.86	223.08	134,040.66
942	685	1642	LEON GUERRERO, CHRIS	Payroll Supervisor	26.64	55,411.20	15,188.21	494.26	186.42	803.46	3772.6	239.46	76,095.61
941	685	1804	CAMACHO, MARY JANE G	Accountant II	28.28	58,822.40	16,123.22	494.26	186.42	852.92			76,479.22
962	685	1955	DAVIS, SEMJELFH REW	Accountant II	26.38	54,870.40	15,039.98	494.26	186.42	795.62			71,386.68
589	685	1858	CORDERO, ESTEFANIE C	Accounting Technicia	15.85	32,968.00	9,036.53	494.26	186.42	478.04	4488.64	298.22	47,950.11
955	685	1392	PAYUMO, VIRGINIA C.	Accounting Technicia	16.99	35,339.20	9,686.47	494.26	186.42	512.42	1320.02	223.08	47,761.87
4338	685	1842	CRUZ, ASHLEY J.	Accounting Technicia	16.66	34,652.80	9,498.33	494.26	186.42	502.47	1320.02	223.08	46,877.38
953	685	1311	PECINA, GEORGE C.	Accounting Technicia	22.45	46,696.00	12,799.37	494.26	186.42	677.09	4488.64	298.22	65,640.00

Cnt 348

348